

Democratic Republic of Congo, United Kingdom, Belgium

BEAUCHEMIN Cris, INED

Migrations between Africa and Europe - MAFE DR Congo (2009)

Study Documentation

April 18, 2014

Metadata Production

Metadata Producer(s)	MORISSET Amandine , Service des enquêtes et des sondages, INED
Version	Version 1.0
Identification	IE0216B

Table of Contents

Overview	4
Scope & Coverage	4
Producers & Sponsors	5
Sampling	6
Data Collection	8
Data Processing & Appraisal	10
Accessibility	11
Files Description	12
rdc_qm_household	12
rdc_qm_indiv	12
rdc_qb_general	13
rdc_qb_union	14
rdc_qb_children	15
rdc_qb_house	16
rdc_qb_activity	17
rdc_qb_assets	18
rdc_qb_mig_attempts	19
rdc_qb_migration	20
rdc_qb_return	20
rdc_qb_network	21
rdc_qb_short_return	22
rdc_qb_short_stay	23
rdc_qb_citizenship	24
rdc_qb_asylum	25
rdc_qb_residence_permit	26
rdc_qb_work_permit	27
rdc_qb_transfer	28
rdc_qb_association	29
Variables List	31
rdc_qm_household	31
rdc_qm_indiv	40
rdc_qb_general	47
rdc_qb_union	54
rdc_qb_children	56
rdc_qb_house	57
rdc_qb_activity	59
rdc_qb_assets	62
rdc_qb_mig_attempts	65
rdc_qb_migration	67
rdc_qb_return	75
rdc_qb_network	79
rdc_qb_short_return	80
rdc_qb_short_stay	81
rdc_qb_citizenship	82
rdc_qb_asylum	83
rdc_qb_residence_permit	84
rdc_qb_work_permit	85
rdc_qb_transfer	86
rdc_qb_association	87
Variables Description	89
rdc_qm_household	90
rdc_qm_indiv	203
rdc_qb_general	302
rdc_qb_union	538

rdc qb children	552
rdc qb house	570
rdc qb activity	664
rdc qb assets	705
rdc qb mig attempts	798
rdc qb migration	884
rdc qb return	1072
rdc qb network	1147
rdc qb short return	1182
rdc qb short stay	1190
rdc qb citizenship	1202
rdc qb asylum	1211
rdc qb residence permit	1220
rdc qb work permit	1232
rdc qb transfer	1242
rdc qb association	1251

Migrations between Africa and Europe - MAFE DR Congo (2009) (MAFE DR Congo)

Migrations entre l'Afrique et l'Europe - MAFE DR Congo

Overview

Identification	IE0216B
-----------------------	---------

Abstract

The MAFE project is a major research initiative focused on migration between Sub-Saharan Africa and Europe. It brings together ten European and African research centres working on international migration.

In the early XXIth Century, international migration from Sub-Saharan Africa to Europe has generated increasing public and policy attention. The flotilla of boats bringing would-be migrants to the Canary Islands, and attempts to reach Spanish territory in Ceuta and Mellila have drawn a rapid response from Europe in the form of new policy measures. Yet the scope, nature and likely development of Sub-Saharan African migration to Europe remained poorly understood, and, as a result, European policies may be ineffective. A major cause of this lack of understanding was the absence of comprehensive data on the causes of migration and circulation between Africa and Europe.

The MAFE project aimed at overcoming this lack of understanding by collecting unique data on the characteristics and behavior of migrants from Sub-Saharan countries to Europe. The key notion underpinning the project was that migration must not only be seen as a one-way flow from Africa to Europe. The argument was that return migration, circulation and transnational practices are significant and must be understood in order to design better migration policy.

The MAFE project focused on migration flows between Europe (Belgium, France, Italy, the Netherlands, Spain and the UK) and Senegal, the Democratic Republic of Congo and Ghana, which together accounted for over a quarter of all African migration to the EU at the time of the survey. In each of these "migration systems", the survey was designed to document four key areas:

- Patterns of migration :

- *the socio-demographic characteristics of migrants,
- *the routes of migration from Africa to Europe, and
- *the patterns of return migration and circulation.

- Determinants of migration: looking at departure, but also return and circulation and taking into account the whole set of possible destinations.

- Migration and Development: MAFE documents some of the socio-economic changes driven by international migration, looking as often as possible at both ends of the Afro-European migration system, at the individual level.

- Migrations and Families: the data collected by the MAFE project can be used to study all sorts of interactions between family formation and international migration. Although the survey was primarily designed to study international migration, it can also be used to study other phenomena, especially in Africa: domestic mobility, labor market participation, family formation, etc.

Comparable data was collected in both 3 sending and 6 destination countries, i.e. in sub-Saharan Africa and in Europe. The data are longitudinal - including retrospective migration, education, work and family histories for individuals - and multi-level - (with data collected at the individual and household levels, in addition of macro-contextual data).

Please consult the official MAFE website for further details : <http://www.mafeproject.com/>

Unit of Analysis	Household Individual
-------------------------	-------------------------

Scope & Coverage

Keywords	International migration (Migration internationale), Africa (Afrique), Europe (Europe), Geographical mobility (Mobilité géographique), France (France), United Kingdom (Grande-Bretagne), Belgium (Belgique), Democratic Republic of Congo (République Démocratique du Congo)
-----------------	--

Time Period(s)	2009-2010
Countries	Democratic Republic of Congo, United Kingdom, Belgium
Geographic Coverage	<p>Six European countries and three African countries participated in the MAFE surveys. Data collection was carried out in both sending countries in Africa and destination countries in Europe, in order to constitute transnational samples.</p> <p>For MAFE DR Congo, data was collected in the Democratic Republic of Congo (African part), and Belgium and United Kingdom (European part).</p>
Universe	<p>DR CONGO</p> <p>Household: Households selected randomly from the updated list of households in the selected primary sampling units. Three strata were distinguished: households with return migrants, with migrants abroad, and without migrants.</p> <p>Individual: People aged 25-75, born in DR Congo. This lower age limit was set in order to obtain informative life histories. By not including respondents younger than 25, the resources were used more effectively. The place of birth criterion was used to exclude people who were born out of their country of origin in order to exclude second generation migrants in Europe and to increase the homogeneity of sample.</p> <p>All the return migrants and partners of migrants, and one randomly selected other eligible person. Return migrants were eligible if their first departure was above at 18 or over.</p> <p>EUROPE</p> <p>In all the European countries, the surveys were conducted among males and females who were aged 25 and over at the time of the surveys, and who were 18 or over when they had left Africa for the first time for at least one year. Migrants from only DR Congo were interviewed.</p>

Producers & Sponsors	
Primary Investigator(s)	BEAUCHEMIN Cris, INED
Other Producer(s)	Institut National d'Etudes Démographiques (INED) , France Université de Kinshasa (UNIKIN) , Democratic Republic of the Congo Université Catholique de Louvain (UCL) , Belgium University of Sussex (U. Sussex) , United Kingdom
Funding Agency/ies	European Community's Seventh Framework Programme
Other Acknowledgment(s)	<p>AMETEPE Fofu , INED BINAISA Nalu , U. Sussex BLACK Richard , Project coordinator , U. Sussex BRINGE Arnaud , INED CASTALDO Adriana , U. Sussex DAURELE Catherine , Coordination assistant , INED DIAGNE Alioune , UCL EGGERICKX Thierry , UCL FLAHAUX Marie-Laurence , UCL GARBIN David , U. Sussex GENT Saskia , U. Sussex KABALI Eugénie , UCL KABBANJI Lama , INED KALAMBAYI Barthelemy , UNIKIN KAPAGAMA Pascal , UNIKIN LAURENT Raphaël , INED LEJBOWICZ Tania , INED LESSAULT David , INED MANGALU José , Project coordinator , UNIKIN MEZGER Cora , INED</p>

NAPPA Jocelyn , INED
 QUAGLIA Martine , INED
 RAKOTONARIVO Andonirina , UCL
 RAZAFINDRATSIMA Nicolas , INED
 SCHOUMAKER Bruno , Project coordinator , UCL
 SWARD Jon , U. Sussex
 THEVENIN Marc , INED
 TOMA Sorana , INED
 VAUSE Sophie , UCL
 VICKSTROM Erik , INED
 VIVIER Géraldine , INED

Sampling

Sampling Procedure

DR CONGO

A three-stage stratified random sample was used. At the first stage, primary sampling units (census district) were selected randomly with varying probabilities. At the second stage, households were selected randomly in each of the selected primary sampling units (PSUs). At the third stage, individuals were selected within the households.

a) Selection of primary sampling units (first stage)

For DR Congo, the target area was the city of Kinshasa. In this city, a sampling frame of primary sampling units was prepared. No recent census was available, so the sampling frame of the 2007 DHS was used to select neighbourhoods, and in each selected neighbourhood, a sampling frame of streets was prepared.

In DR Congo, a sample of 29 neighbourhoods (out of 324) was selected randomly with a probability proportional to size, and 3 streets were selected randomly with a probability proportional to size in each neighbourhood (87 sampling units). The sample was stratified at the first stage in DR Congo (3 strata).

b) Selection of households (second stage)

A listing operation was carried out in each of the selected survey sites to prepare the sampling frame of households. The listing consisted in enumerating all the households in the selected sites, and in identifying whether these households included migrants or not. In DR Congo and Ghana, three categories of households were distinguished (households with return migrants, with migrants abroad, and without migrants). 7 households were selected in each of the 3 strata (if less than 7 households were available in one or several strata, the remaining households were selected in the other stratum). The sampling rate was higher in strata of households with migrants, in order to get a sufficient sample of such households.

c) Selection of individuals (third stage)

In each of the selected households, one or several respondents were selected among the eligible people (people aged between 25 and 75, and born in the origin country). In DR Congo and Ghana, all the return migrants and partners of migrants currently abroad were selected. In addition, one other eligible member was randomly selected. A special tool had been designed so that the interviewers could randomly select the people during the fieldwork.

Two types of questionnaires were used in the departure countries: the household questionnaire and the individual life history questionnaire.

- The first questionnaire was used among a representative sample of households in the target region.
- The second questionnaire was used among a sample of individuals in the selected households, targeting both return migrants and non-migrants. The household questionnaire was thus used as the sampling frame for the selection of individual respondents.

EUROPE

The objective of the survey was to obtain a sample 'as representative as possible' of the African populations (Congolese, Ghanaian, Senegalese) in the destination countries (150 individuals per origin and destination country). The way the sample was constituted may vary across countries, but some common principles were respected:

- The composition of the sample should be as close as possible to the population of (Congolese, Ghanaian, Senegalese) migrants in the country in terms of gender, geographic distribution, age, socio-economic category or occupation.
- One exception: the sample should be gender balanced. Males and females should be equally represented in order to allow gender analyses.
- Samples in origin and destination may be linked, but migrants with weak or no relationships at origin should not be excluded from the sample.
- Both documented and undocumented migrants should be represented in the sample.

As no suitable frame was available to select randomly individual respondents in five of the six European countries (Spain being the exception), it was decided to use quota sampling. In all the countries, the quotas were set by age and gender at least. In Belgium and the UK, the countries of MAFE Congo, the place of residence was used in the quotas.

In Belgium, the whole country was covered, and quotas were set by provinces (11 provinces - within each province the sample was allocated to communes or groups of communes according to the number of Congolese migrants in these communes). In the United Kingdom, the surveys were concentrated in the London area and in the places where Congolese migrants were living.

Randomness was also included in the samples in different ways. For instance, in Belgium, a random sample of places was selected according to the number of people of Congolese origin living in these places. Respondents were selected in these places. The combination of different recruitment methods also ensured that different types of persons had a non zero probability of being included in the sample. For instance, some respondents were recruited in public spaces (street, metro station, hairdresser...), others were randomly selected from list of volunteers identified in churches...

Belgium

- Target areas: Whole country
- Sample size: 279
- Quotas: By age, gender and place of residence
- Recruitment methods: Public spaces, migrant associations, churches, snowballing, phonebook, centers for asylum seekers, interviewers' contacts

United Kingdom

- Target areas: Whole country
- Sample size: 149
- Quotas: By age, gender and place of residence
- Recruitment methods: Public spaces, churches, snowballing, interviewers' contacts

Response Rate

DR CONGO

For the household questionnaire, 1773 households were selected, only 1576 were successfully interviewed, including:

- Non-migrant household: 470
- Household with at least 1 returnee: 351
- Household with at least 1 current migrant: 1027
- Household with returnee(s) and current migrant(s): 272

This represents a response rate of 88.8%.

For the biographic questionnaire, 1 946 individuals were selected, only 1 638 were interviewed, including:

- Returnees: 322
- Partners left behind: 77
- Other non-migrants: 1239

This represents a response rate of 84.2%.

The overall response rate in DR Congo is 74.9%.

EUROPE

397 Congolese migrants were successfully interviewed: 278 in Belgium and 150 in the United Kingdom.

Weighting

DR CONGO

The computation of sampling weights relies on computing sampling probabilities at each stage. The product of sampling probabilities at each stage gives the overall sampling probability. Taking the inverse of the sampling probability gives the inflation factor. These factors are adjusted (taking into account non-response and by trimming the weights). They are then normalized, so that the sum of weights is equal to the sample size.

EUROPE

In the European countries, similar sample sizes were selected for males and females, resulting in an overrepresentation or underrepresentation in the MAFE samples. Similarly, older people were usually oversampled. For these reasons, post-stratification weights are computed to give each observation its proper weight and to match the samples as closely as possible to selected population characteristics.

In the MAFE data, all survey weights have been rescaled (normalized) so that the sum of weights corresponds to the sample sizes of households and individuals respectively while the mean of the weight variables equals one.

For further details about weights, please read the MAFE methodological note 6 entitled "Sampling and Computation Weights in the MAFE Surveys" (see related materials).

Data Collection

Data Collection Dates

DR Congo pilot survey: start 2009-05
 DR Congo pilot survey: end 2009-06
 DR Congo (Kinshasa) survey: start 2009-08
 DR Congo (Kinshasa) survey: end 2009-11
 United Kingdom survey: start 2009-06
 United Kingdom survey: end 2009-11
 Belgium survey: start 2009-07
 Belgium survey: end 2010-02

Data Collection Mode

The general strategy was the following one:
 1. A household survey was conducted among a sample of households in the capital cities in Africa (household questionnaire in origin countries);
 2. A life history survey among a sample of individual respondents was conducted in the departure countries (non migrants, return migrants and spouses of migrants). The individual respondents were selected from the households in the origin countries (individual questionnaire in origin countries);
 3. A life history survey was carried out among migrants in destination countries (individual questionnaire in destination countries).
 All the surveys were done using paper questionnaires through face-to-face interviews.

DR Congo
 In DR Congo, both household and individual surveys were carried out at the same time. It necessitated drawing individuals within the households through the Kish selection method. The average duration of interviews for the household questionnaire was about 45 minutes-1 hour in Senegal, and a little shorter in DR Congo and Ghana. The average duration of the biographic questionnaire was also around 45 minutes, but it varied greatly depending on the age and migration status of the respondents.

EUROPE
 In Europe, the moment for data collection depended on the selection method. In MAFE Senegal, the fieldwork could start only after completion of the household survey. As a consequence, the fieldwork for the biographic questionnaires was done almost at the same time in all countries. The work of the interviewers included three stages:

- o The interviewers first had to set up an appointment with respondents by using the phone contacts or another source of recruitment (except in cases persons were directly available). Interviewers needed to confirm the appointment. The choice of the place and time of the interview were left to the respondents.
- o The interview was then done. The average duration of interviews was between 1 and 1.5 hours. In most cases, interviews were carried out at the house of the respondents, but it also took places in various places (pubs, street, office...). The interviews were done during weekdays or week-ends, at various times.
- o Finally interviewers were asked to read quickly the completed questionnaire as soon as possible after the interview, in order to detect any missing parts or inconsistencies, and correct them on the spot. Approximately one additional hour was necessary for this. In Belgium, the Netherlands and the UK, interviewers also had to transcribe the information from the ageven grid to the questionnaire directly after the interview (this was done by the editors in the other countries).

In all the countries, the respondents were offered a small gift at the end of the interview. In most countries, this was a calling card. In the UK, money was given to the respondents and in Belgium, respondents were given the choice between a calling card and a voucher in a supermarket. The value of the gift varied between 5 € (Italy) and £15 (UK). In all the countries, the gift was very much appreciated. Although the gift was offered after the interview, some participants knew in advance they would receive it. For instance, a few surveys were conducted in a center for asylum seekers in Belgium, and the information about the gift quickly spread among the Congolese migrants. Recruitment by snowballing also meant that respondents were sometimes aware they would receive a gift. Although this may have facilitated the recruitments of some persons, it may have affected negatively the composition of the sample.

Data Collection Notes

The MAFE surveys collect information on potentially vulnerable populations (undocumented migrants) and on sensitive subjects (remittances, legal status...). In order to facilitate the fieldwork and increase the quality of the data, it was important to carefully inform the people who were to be interviewed.

The legal pre-requisites changed according to the country. In France (only), a legal authorization had to be obtained before starting the fieldwork. The CNIL (Commission nationale informatique et libertés) was concerned by the way the contacts were going to be obtained in Senegal and, most of all, by the sensitivity of certain variables contained in the questionnaires (ethnic group, religion). We obtained the authorization to ask these questions, but in order to keep them in our files, we had to ask to the interviewees to sign a written informed consent.

According to legal prescriptions, in all European countries, a letter was designed to explain their rights to the interviewees.

In most countries, a leaflet was designed and used to sensitize respondents and authorities about the MAFE project.

In advance of the survey, several communication actions have been undertaken:

- In Africa, inform neighbourhood heads / municipalities of survey by an official letter or by a visit
- Use local radio / migrants radio and chat show to present the survey
- Inform an organisation of migrants who can support the survey
- Visit the key places of the community (churches...)

Because of the complexity of the questionnaires, only interviewers with a good experience in complex surveys were recruited.

In African countries, it was highly recommended to hire the same interviewers to conduct both household surveys and individual surveys. This approach proved to be very efficient in all the surveys.

In Europe, interviewers had to be able both to recruit the migrants and to fill correctly the questionnaire. As a general rule, it was preferable to have a relatively small number of well-trained interviewers than a large number of interviewers.

Overall, around 20 to 25 interviewers and supervisors were involved in data collection in each country.

The number of the interviewers per survey varied between 8 (survey among Ghanaians in the UK) and 17 (Netherlands). In all the countries, both male and females interviewers were hired; most of them had higher education and some experience

with data collection. In some countries (e.g. France), some of them were professional interviewers. The selected interviewers were not necessarily from the same country as the respondents, but most of them also had foreign origins. For instance, 7 of the 12 interviewers in Belgium were of foreign origin, 5 of them from DR Congo. In the Netherlands, most interviewers were from Ghanaian origin. The fact that many of the interviewers were themselves of foreign origin seemed to have positively influenced the willingness of interviewees to participate in the survey.

Directly after being filled, questionnaires were checked by the interviewers and supervisors. They were then sent to a small team of editors for an in-depth reading. The editors consisted of 9 people in Senegal, 6 in Ghana and 5 in DR Congo. The team had followed the same training as the interviewers, and also received a specific training for editing the questionnaires. Data entry was performed using MS Access programs prepared by INED.

Questionnaires

The MAFE surveys rely on two different questionnaires: household and biographic. The questionnaires are almost entirely identical from one country to another. The few differences consist in:

- Cultural variables (religion, ethnic groups, matrimonial status etc.)
- New questions introduced on fostered children in the MAFE DR Congo and MAFE Ghana biographic questionnaires (Module on Children)
- The order of the questions relating to migration in the household questionnaire (Module A)

The Household Questionnaire:

- Used only in African countries
- Answered by a unique respondent who is usually the household head
- Contains information on the members of the household (age, sex, education...) and also on people who live outside the household and who are related to it (head's children, partners living abroad, other relatives of the head or his/her spouse who live abroad and with whom the household has been in touch within the last 12 months). In addition, it contains specific modules on short migration histories, on relationships between each migrant and the household, and on housing conditions and owned assets.
- Topics: socio-demographic variables of each individual, short migration histories, remittances, household assets, housing history
- Available in French (MAFE-Senegal, MAFE-DR Congo) and English (MAFE-Ghana)

The Biographic Questionnaire:

- Used in all African and European countries
- Answered by the migrant him/herself
- Contains life histories of all the surveyed individuals, whatever their migratory status at the time of the survey (non-migrant, return migrant, current migrant). The questionnaire contains retrospective information on the following topics: dwelling, family, work, international migration of the interviewee (including attempts to migrate, return trips to the country of origin, transit migration and legal status in foreign countries), migration history of the migrant's relatives (list of their stays abroad, including dates and country names), goods and assets, and remittances and contributions to associations in the country of origin.
- A grid was used, jointly to the questionnaire, to help the interviewee to recall important dates of his/her history
- Topics: family formation, education and employment, housing, migration, investments (housing, business, community amenities or infrastructure)...
- Available in French (MAFE-Senegal, MAFE-DR Congo), English (MAFE-Ghana), Italian and Spanish (MAFE-Senegal)

Data Collector(s)	Institut National d'Etudes Démographiques (INED) , France Department of Population and Development of the Catholic University of Louvain-la-Neuve (UCL) , Belgium Department of Population and Development Sciences of the University of Kinshasa (DSPD) , DR Congo Sussex Centre for Migration Research of the University of Sussex (SCMR) , United Kingdom
--------------------------	---

Data Processing & Appraisal

Other Forms of Data Appraisal

A methodological note entitled "Sampling international migrants with origin-based snowballing method: New evidence on biases and limitations", written by Cris Beauchemin and Amparo González-Ferrer, can be found in the study's related materials, as well as another methodological note in french "Biais de non-réponse dans l'enquête Migrations entre l'Afrique et l'Europe (MAFE-Sénégal)" written by Nicolas Razafindratsima, Stéphane Legleye and Cris Beauchemin.

Accessibility

Distributor(s)	Institut National d'Etudes Démographiques
-----------------------	---

Citation Requirements

Every user of the MAFE data must cite this paragraph in its publications:

English version : "The MAFE project is coordinated by INED (C. Beauchemin) and is formed, additionally by the Université catholique de Louvain (B. Schoumaker), Maastricht University (V. Mazzucato), the Université Cheikh Anta Diop (P. Sakho), the Université de Kinshasa (J. Mangalu), the University of Ghana (P. Quartey), the Universitat Pompeu Fabra (P. Baizan), the Consejo Superior de Investigaciones Científicas (A. González-Ferrer), the Forum Internazionale ed Europeo di Ricerche sull'Immigrazione (E. Castagnone), and the University of Sussex (R. Black). The MAFE project received funding from the European Community's Seventh Framework Programme under grant agreement 217206. The MAFE-Senegal survey was conducted with the financial support of INED, the Agence Nationale de la Recherche (France), the Région Ile de France and the FSP programme 'International Migrations, territorial reorganizations and development of the countries of the South'. For more details, see: <http://www.mafeproject.com/>"

French version : "Le projet MAFE est coordonné par l'INED (C. Beauchemin), en partenariat avec l'Université catholique de Louvain (B. Schoumaker), la Maastricht University (V. Mazzucato), l'Université Cheikh Anta Diop (P. Sakho), l'Université de Kinshasa (J. Mangalu), l'University of Ghana (P. Quartey), l'Universitat Pompeu Fabra (P. Baizan), le Consejo Superior de Investigaciones Científicas (A. González -Ferrer), le Forum Internazionale ed Europeo di Ricerche sull'Immigrazione (E. Castagnone), et l'University of Sussex (R. Black). Le projet MAFE a reçu un financement du Septième Programme-Cadre de la Communauté européenne (subvention 217206). L'enquête MAFE-Sénégal a été réalisée grâce au soutien financier de l'INED, de l'Agence Nationale de la Recherche, de la région Ile de France, et du programme FSP 'Migrations internationales, recompositions territoriales et développement dans les pays du Sud'. Pour plus d'information, voir : <http://www.mafeproject.com/>"

In addition, to refer to the survey design, the following documents can also be referred to:

Beauchemin, C. (2012). Migrations between Africa and Europe: Rationale for a Survey Design. MAFE Methodological Note 5. Paris, Ined: 45.

Schoumaker, B., C. Mezger, N. Razafindratsima and A. Bringé (2013). Sampling and Computation Weights in the MAFE Surveys. MAFE Methodological Note 6: 73.

These MAFE methodological notes are available at: http://mafeproject.site.ined.fr/en/methodo/methodological_notes/

Files Description

Dataset contains 20 file(s)

rdc_qm_household	
# Cases	1576
# Variable(s)	187
File Structure	Type: relational Key(s): n_menage (Household number) , n_indiv (Individual number in the HH (HH head))
<p><u>File Content</u> One line per HH, i.e. a total of 1576 HH in DR Congo The dataset contains information on: - HH characteristics (computed variables from modules A & B); - HH head characteristics (all variables from module A, including the computed variables created for the dataset "qm_indiv"). Variables names: hh_a1 to hh_a21; - Housing and assets of the HH head (module E); - Information on the conduct of the interview (module O).</p>	
<p><u>Missing Data</u> Due to the files conversion, all "Refuse to answer", "No answer" and "Don't know" values appear here in missing frequencies.</p>	
<p><u>Notes</u> All "Yes" / "No" answers have been recoded, in order to facilitate analyses. In the questionnaire code, "No" was 2. It is now 0 in the dataset code. In both cases "Yes" is 1. The multiple answers variables are those where respondents could give more than one answer. To have a better view of these answers and to make the analysis easier, these variables are dichotomised in the datasets: for each possible modality a dichotomous variable was created (0 = No ; 1 = Yes). The variable weight_hdd represents normalized weights to be used in the analyses related to the household data, whatever the file used.</p>	

rdc_qm_indiv	
# Cases	15612
# Variable(s)	148
File Structure	Type: relational Key(s): n_menage (Household number) , n_indiv (Individual number in the HH)
<p><u>File Content</u> One line per declared individual in the HH questionnaire, i.e. a total of 15558 individuals in DR Congo Observations in this data file correspond to: - Individuals living in the household at the time of the survey (A4=1) - Individuals living outside the household (A4=2) included in the roster if they enter into one of the following categories: */ children of the HH head who no longer live with her/him, whatever her/his place of residence; */ partners of household members who live outside DR Congo; */ parents of household members who live outside DR Congo; */ other people living outside DR Congo and who had regular contact with the household during the 12 months before the survey.</p> <p>WARNING! Don't forget that only part of the people listed in the household questionnaires, i.e. in "qm_indiv" are actual members of the households.</p>	

Furthermore, keep in mind that some individuals, in this dataset, never lived in Congo, Ghana or Senegal. For example:

- Descendants of migrants, born in the destination country of their parents. Ex: the HH head is a grandfather whose son has immigrated to France, where he had children. These children can be mentioned by the grandfather in the third category "other persons living outside Senegal but who have kept regular contact with the HH during the 12 months before the survey", even if they have never lived in Senegal.
- Relatives of immigrants in Congo, Ghana or Senegal. Ex: the HH head is an immigrant woman from Angola. She has left behind (in her home country) her husband and children. Even if they have never lived in Congo, she mentioned them in the HH questionnaire because they are in the third category.

The dataset contains all variables of the questionnaire and some additional computed variables.

Missing Data

Due to the files conversion, all "Refuse to answer", "No answer" and "Don't know" values appear here in missing frequencies.

Notes

All "Yes" / "No" answers have been recoded, in order to facilitate analyses. In the questionnaire code, "No" was 2. It is now 0 in the dataset code. In both cases "Yes" is 1.

The multiple answers variables are those where respondents could give more than one answer. To have a better view of these answers and to make the analysis easier, these variables are dichotomised in the datasets: for each possible modality a dichotomous variable was created (0 = No ; 1 = Yes).

The variable weight_hdd represents normalized weights to be used in the analyses related to the household data, whatever the file used.

rdc_qb_general

# Cases	2066
---------	------

# Variable(s)	144
---------------	-----

File Content

!! One line per interviewee !!

This dataset contains variables that do not vary over time, i.e. answers to the introductory module of the questionnaire and to variables from the inter-modules of the questionnaire, plus some computed variables.

As for variables statu_mig, migr_cur, migr_ret, migr_cjt and migr_no: a same individual can be coded 1 in several of the migratory status variables; e.g. a same individual can be both returnee and a partner of a migrant at the time of the survey.

NB: these variables may show results different from the stratification variable (strata_ind), which content was determined by answers given by proxy respondents in the household surveys. These variables (migr_*, presented in this table) are computed using the information obtained in the biographic surveys.

All MAFE's biographic files include the same 18 variables listed below:

- ident
- id_country
- n_menage
- n_indiv
- num_dr
- strata_area
- strata_hh
- strata_ind
- q1
- q1a
- age_survey
- q18
- flag_age
- flag_arrival
- flag_visitor (exception: only available for MAFE Senegal)

- weight_eur
- weight_all
- weight_ctry

Missing Data

Due to the files conversion, all "Refuse to answer", "No answer" and "Don't know" values appear here in missing frequencies.

Notes

All "Yes" / "No" answers have been recoded, in order to facilitate analyses. In the questionnaire code, "No" was 2. It is now 0 in the dataset code. In both cases "Yes" is 1.

The multiple answers variables are those where respondents could give more than one answer. To have a better view of these answers and to make the analysis easier, these variables are dichotomised in the datasets: for each possible modality a dichotomous variable was created (0 = No ; 1 = Yes).

There are three different weight variables in the data files of the MAFE individual surveys. They were computed at three different levels:

- weight_ctry is the variable to use when working on a single country (for example, the Senegalese population sampled only in Senegal, or in any single European country).
- weight_eur is the variable to use when working on the European countries pooled together (for example, the Senegalese population sampled in France, Italy and Spain). It should not be used if the analyses include individuals surveyed in Africa.
- weight_all is the variable to use when working on all countries of the MAFE survey (for example, Senegalese population from Senegalese, French, Italian and Spanish samples).

For details on weight computation, see Schoumaker et al. (2013), a document that also provides information on when and how to use weights with the MAFE data (Methodological note 6 - see related materials).

rdc_qb_union

# Cases	2425
# Variable(s)	32

File Content

!! One line per union for the interviewees which declared at least one union, in addition of one line per individual who had no partnership !!

This dataset contains all the answers to the module Union.

All MAFE's biographic files include the same 18 variables listed below:

- ident
- id_country
- n_menage
- n_indiv
- num_dr
- strata_area
- strata_hh
- strata_ind
- q1
- q1a
- age_survey
- q18
- flag_age
- flag_arrival
- flag_visitor (exception: only available for MAFE Senegal)
- weight_eur
- weight_all
- weight_ctry

Missing Data

Due to the files conversion, all "Refuse to answer", "No answer" and "Don't know" values appear here in missing frequencies.

Notes

All "Yes" / "No" answers have been recoded, in order to facilitate analyses. In the questionnaire code, "No" was 2. It is now 0 in the dataset code. In both cases "Yes" is 1.

The multiple answers variables are those where respondents could give more than one answer. To have a better view of these answers and to make the analysis easier, these variables are dichotomised in the datasets: for each possible modality a dichotomous variable was created (0 = No ; 1 = Yes).

There are three different weight variables in the data files of the MAFE individual surveys. They were computed at three different levels:

- weight_etry is the variable to use when working on a single country (for example, the Senegalese population sampled only in Senegal, or in any single European country).
- weight_eur is the variable to use when working on the European countries pooled together (for example, the Senegalese population sampled in France, Italy and Spain). It should not be used if the analyses include individuals surveyed in Africa.
- weight_all is the variable to use when working on all countries of the MAFE survey (for example, Senegalese population from Senegalese, French, Italian and Spanish samples).

For details on weight computation, see Schoumaker et al. (2013), a document that also provides information on when and how to use weights with the MAFE data (Methodological note 6 - see related materials).

rdc_qb_children

# Cases	7887
# Variable(s)	31

# Cases	7887
# Variable(s)	31

File Content

!! One line per child for the interviewees who declared at least one child, in addition of one line per individual who had no child !!

This dataset contains all the answers to the module Children.

All MAFE's biographic files include the same 18 variables listed below:

- ident
- id_country
- n_menage
- n_indiv
- num_dr
- strata_area
- strata_hh
- strata_ind
- q1
- q1a
- age_survey
- q18
- flag_age
- flag_arrival
- flag_visitor (exception: only available for MAFE Senegal)
- weight_eur
- weight_all
- weight_etry

Missing Data

Due to the files conversion, all "Refuse to answer", "No answer" and "Don't know" values appear here in missing frequencies.

Notes

All "Yes" / "No" answers have been recoded, in order to facilitate analyses. In the questionnaire code, "No" was 2. It is now 0 in the dataset code. In both cases "Yes" is 1.

The multiple answers variables are those where respondents could give more than one answer. To have a better view of these answers and to make the analysis easier, these variables are dichotomised in the datasets: for each possible modality a dichotomous variable was created (0 = No ; 1 = Yes).

There are three different weight variables in the data files of the MAFE individual surveys. They were computed at three different levels:

- weight_ctry is the variable to use when working on a single country (for example, the Senegalese population sampled only in Senegal, or in any single European country).
- weight_eur is the variable to use when working on the European countries pooled together (for example, the Senegalese population sampled in France, Italy and Spain). It should not be used if the analyses include individuals surveyed in Africa.
- weight_all is the variable to use when working on all countries of the MAFE survey (for example, Senegalese population from Senegalese, French, Italian and Spanish samples).

For details on weight computation, see Schoumaker et al. (2013), a document that also provides information on when and how to use weights with the MAFE data (Methodological note 6 - see related materials).

rdc_qb_house

# Cases	10361
# Variable(s)	49

File Content

!! One line per house for all the interviewees (everybody had to declare at least one house) !!

This dataset contains:

- all the answers to the module Housing.
- a series of dichotomous variables created from the question q307.

All MAFE's biographic files include the same 18 variables listed below:

- ident
- id_country
- n_menage
- n_indiv
- num_dr
- strata_area
- strata_hh
- strata_ind
- q1
- q1a
- age_survey
- q18
- flag_age
- flag_arrival
- flag_visitor (exception: only available for MAFE Senegal)
- weight_eur
- weight_all
- weight_ctry

Missing Data

Due to the files conversion, all "Refuse to answer", "No answer" and "Don't know" values appear here in missing frequencies.

Notes

All "Yes" / "No" answers have been recoded, in order to facilitate analyses. In the questionnaire code, "No" was 2. It is now 0 in the dataset code. In both cases "Yes" is 1.

The multiple answers variables are those where respondents could give more than one answer. To have a better view of these answers and to make the analysis easier, these variables are dichotomised in the datasets: for each possible modality a dichotomous variable was created (0 = No ; 1 = Yes).

There are three different weight variables in the data files of the MAFE individual surveys. They were computed at three different levels:

- weight_ctry is the variable to use when working on a single country (for example, the Senegalese population sampled only in Senegal, or in any single European country).
- weight_eur is the variable to use when working on the European countries pooled together (for example, the Senegalese population sampled in France, Italy and Spain). It should not be used if the analyses include individuals surveyed in Africa.
- weight_all is the variable to use when working on all countries of the MAFE survey (for example, Senegalese population from Senegalese, French, Italian and Spanish samples).

For details on weight computation, see Schoumaker et al. (2013), a document that also provides information on when and how to use weights with the MAFE data (Methodological note 6 - see related materials).

rdc_qb_activity	
# Cases	9906
# Variable(s)	45

File Content

!! One line per activity for all the interviewees (everybody declares at least one activity) !!

This dataset contains:

- all the answers to the module Activity.
- a series of dichotomous variables created from the question q407.

All MAFE's biographic files include the same 18 variables listed below:

- ident
- id_country
- n_menage
- n_indiv
- num_dr
- strata_area
- strata_hh
- strata_ind
- q1
- q1a
- age_survey
- q18
- flag_age
- flag_arrival
- flag_visitor (exception: only available for MAFE Senegal)
- weight_eur
- weight_all
- weight_ctry

Missing Data

Due to the files conversion, all "Refuse to answer", "No answer" and "Don't know" values appear here in missing frequencies.

Notes

All "Yes" / "No" answers have been recoded, in order to facilitate analyses. In the questionnaire code, "No" was 2. It is now 0 in the dataset code. In both cases "Yes" is 1.

The multiple answers variables are those where respondents could give more than one answer. To have a better view of these answers and to make the analysis easier, these variables are dichotomised in the datasets: for each possible modality a dichotomous variable was created (0 = No ; 1 = Yes).

There are three different weight variables in the data files of the MAFE individual surveys. They were computed at three different levels:

- weight_ctry is the variable to use when working on a single country (for example, the Senegalese population sampled only in Senegal, or in any single European country).

- weight_eur is the variable to use when working on the European countries pooled together (for example, the Senegalese population sampled in France, Italy and Spain). It should not be used if the analyses include individuals surveyed in Africa.

- weight_all is the variable to use when working on all countries of the MAFE survey (for example, Senegalese population from Senegalese, French, Italian and Spanish samples).

For details on weight computation, see Schoumaker et al. (2013), a document that also provides information on when and how to use weights with the MAFE data (Methodological note 6 - see related materials).

rdc_qb_assets

# Cases	2884
# Variable(s)	77

File Content

!! One line per property for each person who declares at least one property and one line per individual with no asset !!
This dataset contains:

- all the answers to the module Assets & Business.
- a series of dichotomous variables created from the questions q509, q514 and q515.

All MAFE's biographic files include the same 18 variables listed below:

- ident
- id_country
- n_menage
- n_indiv
- num_dr
- strata_area
- strata_hh
- strata_ind
- q1
- q1a
- age_survey
- q18
- flag_age
- flag_arrival
- flag_visitor (exception: only available for MAFE Senegal)
- weight_eur
- weight_all
- weight_ctry

Missing Data

Due to the files conversion, all "Refuse to answer", "No answer" and "Don't know" values appear here in missing frequencies.

Notes

All "Yes" / "No" answers have been recoded, in order to facilitate analyses. In the questionnaire code, "No" was 2. It is now 0 in the dataset code. In both cases "Yes" is 1.

The multiple answers variables are those where respondents could give more than one answer. To have a better view of these answers and to make the analysis easier, these variables are dichotomised in the datasets: for each possible modality a dichotomous variable was created (0 = No ; 1 = Yes).

There are three different weight variables in the data files of the MAFE individual surveys. They were computed at three different levels:

- weight_ctry is the variable to use when working on a single country (for example, the Senegalese population sampled only in Senegal, or in any single European country).
- weight_eur is the variable to use when working on the European countries pooled together (for example, the Senegalese population sampled in France, Italy and Spain). It should not be used if the analyses include individuals surveyed in Africa.
- weight_all is the variable to use when working on all countries of the MAFE survey (for example, Senegalese population from Senegalese, French, Italian and Spanish samples).

For details on weight computation, see Schoumaker et al. (2013), a document that also provides information on when and how to use weights with the MAFE data (Methodological note 6 - see related materials).

rdc_qb_mig_attempts

# Cases	2107
# Variable(s)	49

File Content

!! One line per attempt for each person who declared at least one attempt and one line for the other interviewees !!

This dataset contains:

- all the answers to the module Migration Attempts.
- a series of dichotomous variables created from the question q805.

All MAFE's biographic files include the same 18 variables listed below:

- ident
- id_country
- n_menage
- n_indiv
- num_dr
- strata_area
- strata_hh
- strata_ind
- q1
- q1a
- age_survey
- q18
- flag_age
- flag_arrival
- flag_visitor (exception: only available for MAFE Senegal)
- weight_eur
- weight_all
- weight_ctry

Missing Data

Due to the files conversion, all "Refuse to answer", "No answer" and "Don't know" values appear here in missing frequencies.

Notes

All "Yes" / "No" answers have been recoded, in order to facilitate analyses. In the questionnaire code, "No" was 2. It is now 0 in the dataset code. In both cases "Yes" is 1.

The multiple answers variables are those where respondents could give more than one answer. To have a better view of these answers and to make the analysis easier, these variables are dichotomised in the datasets: for each possible modality a dichotomous variable was created (0 = No ; 1 = Yes).

There are three different weight variables in the data files of the MAFE individual surveys. They were computed at three different levels:

- weight_ctry is the variable to use when working on a single country (for example, the Senegalese population sampled only in Senegal, or in any single European country).
- weight_eur is the variable to use when working on the European countries pooled together (for example, the Senegalese population sampled in France, Italy and Spain). It should not be used if the analyses include individuals surveyed in Africa.
- weight_all is the variable to use when working on all countries of the MAFE survey (for example, Senegalese population from Senegalese, French, Italian and Spanish samples).

For details on weight computation, see Schoumaker et al. (2013), a document that also provides information on when and how to use weights with the MAFE data (Methodological note 6 - see related materials).

rdc_qb_migration	
# Cases	2430
# Variable(s)	159
<p><u>File Content</u></p> <p>!! One line per long & short stay outside DR Congo for each person who declares at least one stay and one line per individual who did no stay abroad !!</p> <p>This dataset contains:</p> <ul style="list-style-type: none"> - all the answers to the module Long & Short stay outside DR Congo. - a series of dichotomous variables created from the questions q610, q614, q615, q616, q617, q619. <p>All MAFE's biographic files include the same 18 variables listed below:</p> <ul style="list-style-type: none"> - ident - id_country - n_menage - n_indiv - num_dr - strata_area - strata_hh - strata_ind - q1 - q1a - age_survey - q18 - flag_age - flag_arrival - flag_visitor (exception: only available for MAFE Senegal) - weight_eur - weight_all - weight_ctry 	
<p><u>Missing Data</u></p> <p>Due to the files conversion, all "Refuse to answer", "No answer" and "Don't know" values appear here in missing frequencies.</p>	
<p><u>Notes</u></p> <p>All "Yes" / "No" answers have been recoded, in order to facilitate analyses. In the questionnaire code, "No" was 2. It is now 0 in the dataset code. In both cases "Yes" is 1.</p> <p>The multiple answers variables are those where respondents could give more than one answer. To have a better view of these answers and to make the analysis easier, these variables are dichotomised in the datasets: for each possible modality a dichotomous variable was created (0 = No ; 1 = Yes).</p> <p>There are three different weight variables in the data files of the MAFE individual surveys. They were computed at three different levels:</p> <ul style="list-style-type: none"> - weight_ctry is the variable to use when working on a single country (for example, the Senegalese population sampled only in Senegal, or in any single European country). - weight_eur is the variable to use when working on the European countries pooled together (for example, the Senegalese population sampled in France, Italy and Spain). It should not be used if the analyses include individuals surveyed in Africa. - weight_all is the variable to use when working on all countries of the MAFE survey (for example, Senegalese population from Senegalese, French, Italian and Spanish samples). <p>For details on weight computation, see Schoumaker et al. (2013), a document that also provides information on when and how to use weights with the MAFE data (Methodological note 6 - see related materials).</p>	

rdc_qb_return	
# Cases	2103

# Variable(s)	72
<p><u>File Content</u></p> <p>!! One line per return to DR Congo for each person who declared at least one return and one line for the other interviewees !! Note: returns listed in this module are returns that lasted at least 1 year and shorter returns but with the intention of settling. Other returns (less than a year without intention to resettle) are listed in the qb_short_return datafiles. This dataset contains: - all the answers to the module Return to DR Congo. - a series of dichotomous variables created from the questions q707 and q708.</p> <p>All MAFE's biographic files include the same 18 variables listed below: - ident - id_country - n_menage - n_indiv - num_dr - strata_area - strata_hh - strata_ind - q1 - q1a - age_survey - q18 - flag_age - flag_arrival - flag_visitor (exception: only available for MAFE Senegal) - weight_eur - weight_all - weight_ctry</p>	
<p><u>Missing Data</u></p> <p>Due to the files conversion, all "Refuse to answer", "No answer" and "Don't know" values appear here in missing frequencies.</p>	
<p><u>Notes</u></p> <p>All "Yes" / "No" answers have been recoded, in order to facilitate analyses. In the questionnaire code, "No" was 2. It is now 0 in the dataset code. In both cases "Yes" is 1. The multiple answers variables are those where respondents could give more than one answer. To have a better view of these answers and to make the analysis easier, these variables are dichotomised in the datasets: for each possible modality a dichotomous variable was created (0 = No ; 1 = Yes).</p> <p>There are three different weight variables in the data files of the MAFE individual surveys. They were computed at three different levels: - weight_ctry is the variable to use when working on a single country (for example, the Senegalese population sampled only in Senegal, or in any single European country). - weight_eur is the variable to use when working on the European countries pooled together (for example, the Senegalese population sampled in France, Italy and Spain). It should not be used if the analyses include individuals surveyed in Africa. - weight_all is the variable to use when working on all countries of the MAFE survey (for example, Senegalese population from Senegalese, French, Italian and Spanish samples). For details on weight computation, see Schoumaker et al. (2013), a document that also provides information on when and how to use weights with the MAFE data (Methodological note 6 - see related materials).</p>	

rdc_qb_network	
# Cases	10262
# Variable(s)	34

File Content

!! One line per migration (for stays of at least one year) for each person in the network of the interviewee, and one line for each interviewee who has nobody abroad !!

This dataset contains:

- all the answers to the module Migrations of Family Members and Personal Network.
- computed variables: id_enf, id_uni, id_net and id_netmig.

All MAFE's biographic files include the same 18 variables listed below:

- ident
- id_country
- n_menage
- n_indiv
- num_dr
- strata_area
- strata_hh
- strata_ind
- q1
- q1a
- age_survey
- q18
- flag_age
- flag_arrival
- flag_visitor (exception: only available for MAFE Senegal)
- weight_eur
- weight_all
- weight_etry

Missing Data

Due to the files conversion, all "Refuse to answer", "No answer" and "Don't know" values appear here in missing frequencies.

Notes

All "Yes" / "No" answers have been recoded, in order to facilitate analyses. In the questionnaire code, "No" was 2. It is now 0 in the dataset code. In both cases "Yes" is 1.

The multiple answers variables are those where respondents could give more than one answer. To have a better view of these answers and to make the analysis easier, these variables are dichotomised in the datasets: for each possible modality a dichotomous variable was created (0 = No ; 1 = Yes).

There are three different weight variables in the data files of the MAFE individual surveys. They were computed at three different levels:

- weight_etry is the variable to use when working on a single country (for example, the Senegalese population sampled only in Senegal, or in any single European country).
- weight_eur is the variable to use when working on the European countries pooled together (for example, the Senegalese population sampled in France, Italy and Spain). It should not be used if the analyses include individuals surveyed in Africa.
- weight_all is the variable to use when working on all countries of the MAFE survey (for example, Senegalese population from Senegalese, French, Italian and Spanish samples).

For details on weight computation, see Schoumaker et al. (2013), a document that also provides information on when and how to use weights with the MAFE data (Methodological note 6 - see related materials).

rdc_qb_short_return

# Cases	2299
# Variable(s)	20

File Content

!! One line per return to DR Congo of less than a year for each person who declared at least one short return (without a resettlement intention) or one line for a multiple return, and one line for all other individuals !!

This dataset contains all the answers to the module Return to DR Congo of Less than a Year.

All MAFE's biographic files include the same 18 variables listed below:

- ident
- id_country
- n_menage
- n_indiv
- num_dr
- strata_area
- strata_hh
- strata_ind
- q1
- q1a
- age_survey
- q18
- flag_age
- flag_arrival
- flag_visitor (exception: only available for MAFE Senegal)
- weight_eur
- weight_all
- weight_ctry

Missing Data

Due to the files conversion, all "Refuse to answer", "No answer" and "Don't know" values appear here in missing frequencies.

Notes

All "Yes" / "No" answers have been recoded, in order to facilitate analyses. In the questionnaire code, "No" was 2. It is now 0 in the dataset code. In both cases "Yes" is 1.

The multiple answers variables are those where respondents could give more than one answer. To have a better view of these answers and to make the analysis easier, these variables are dichotomised in the datasets: for each possible modality a dichotomous variable was created (0 = No ; 1 = Yes).

There are three different weight variables in the data files of the MAFE individual surveys. They were computed at three different levels:

- weight_ctry is the variable to use when working on a single country (for example, the Senegalese population sampled only in Senegal, or in any single European country).
- weight_eur is the variable to use when working on the European countries pooled together (for example, the Senegalese population sampled in France, Italy and Spain). It should not be used if the analyses include individuals surveyed in Africa.
- weight_all is the variable to use when working on all countries of the MAFE survey (for example, Senegalese population from Senegalese, French, Italian and Spanish samples).

For details on weight computation, see Schoumaker et al. (2013), a document that also provides information on when and how to use weights with the MAFE data (Methodological note 6 - see related materials).

rdc_qb_short_stay

# Cases	3416
# Variable(s)	22

File Content

!! One line per stay of less than a year outside DR Congo for each person who declared at least one stay !!
This dataset contains all the answers to the module Stays of Less than a Year outside DR Congo.

All MAFE's biographic files include the same 18 variables listed below:

- ident
- id_country
- n_menage

- n_indiv
- num_dr
- strata_area
- strata_hh
- strata_ind
- q1
- q1a
- age_survey
- q18
- flag_age
- flag_arrival
- flag_visitor (exception: only available for MAFE Senegal)
- weight_eur
- weight_all
- weight_etry

Missing Data

Due to the files conversion, all "Refuse to answer", "No answer" and "Don't know" values appear here in missing frequencies.

Notes

All "Yes" / "No" answers have been recoded, in order to facilitate analyses. In the questionnaire code, "No" was 2. It is now 0 in the dataset code. In both cases "Yes" is 1.

The multiple answers variables are those where respondents could give more than one answer. To have a better view of these answers and to make the analysis easier, these variables are dichotomised in the datasets: for each possible modality a dichotomous variable was created (0 = No ; 1 = Yes).

There are three different weight variables in the data files of the MAFE individual surveys. They were computed at three different levels:

- weight_etry is the variable to use when working on a single country (for example, the Senegalese population sampled only in Senegal, or in any single European country).
- weight_eur is the variable to use when working on the European countries pooled together (for example, the Senegalese population sampled in France, Italy and Spain). It should not be used if the analyses include individuals surveyed in Africa.
- weight_all is the variable to use when working on all countries of the MAFE survey (for example, Senegalese population from Senegalese, French, Italian and Spanish samples).

For details on weight computation, see Schoumaker et al. (2013), a document that also provides information on when and how to use weights with the MAFE data (Methodological note 6 - see related materials).

rdc_qb_citizenship

# Cases	2292
# Variable(s)	22

File Content

!! One line per citizenship for each person (everybody should have at least one citizenship) !!
This dataset contains all the answers to the module Citizenship.

All MAFE's biographic files include the same 18 variables listed below:

- ident
- id_country
- n_menage
- n_indiv
- num_dr
- strata_area
- strata_hh
- strata_ind
- q1

- q1a
- age_survey
- q18
- flag_age
- flag_arrival
- flag_visitor (exception: only available for MAFE Senegal)
- weight_eur
- weight_all
- weight_ctry

Missing Data

Due to the files conversion, all "Refuse to answer", "No answer" and "Don't know" values appear here in missing frequencies.

Notes

All "Yes" / "No" answers have been recoded, in order to facilitate analyses. In the questionnaire code, "No" was 2. It is now 0 in the dataset code. In both cases "Yes" is 1.

The multiple answers variables are those where respondents could give more than one answer. To have a better view of these answers and to make the analysis easier, these variables are dichotomised in the datasets: for each possible modality a dichotomous variable was created (0 = No ; 1 = Yes).

There are three different weight variables in the data files of the MAFE individual surveys. They were computed at three different levels:

- weight_ctry is the variable to use when working on a single country (for example, the Senegalese population sampled only in Senegal, or in any single European country).
- weight_eur is the variable to use when working on the European countries pooled together (for example, the Senegalese population sampled in France, Italy and Spain). It should not be used if the analyses include individuals surveyed in Africa.
- weight_all is the variable to use when working on all countries of the MAFE survey (for example, Senegalese population from Senegalese, French, Italian and Spanish samples).

For details on weight computation, see Schoumaker et al. (2013), a document that also provides information on when and how to use weights with the MAFE data (Methodological note 6 - see related materials).

rdc_qb_asylum

# Cases	2091
# Variable(s)	23

File Content

!! One line per asylum application for each person who has made at least one application, and one line for the other individuals !!

This dataset contains all the answers to the module Asylum.

All MAFE's biographic files include the same 18 variables listed below:

- ident
- id_country
- n_menage
- n_indiv
- num_dr
- strata_area
- strata_hh
- strata_ind
- q1
- q1a
- age_survey
- q18
- flag_age
- flag_arrival

- flag_visitor (exception: only available for MAFE Senegal)
 - weight_eur
 - weight_all
 - weight_ctry

Missing Data

Due to the files conversion, all "Refuse to answer", "No answer" and "Don't know" values appear here in missing frequencies.

Notes

All "Yes" / "No" answers have been recoded, in order to facilitate analyses. In the questionnaire code, "No" was 2. It is now 0 in the dataset code. In both cases "Yes" is 1.

The multiple answers variables are those where respondents could give more than one answer. To have a better view of these answers and to make the analysis easier, these variables are dichotomised in the datasets: for each possible modality a dichotomous variable was created (0 = No ; 1 = Yes).

There are three different weight variables in the data files of the MAFE individual surveys. They were computed at three different levels:

- weight_ctry is the variable to use when working on a single country (for example, the Senegalese population sampled only in Senegal, or in any single European country).
- weight_eur is the variable to use when working on the European countries pooled together (for example, the Senegalese population sampled in France, Italy and Spain). It should not be used if the analyses include individuals surveyed in Africa.
- weight_all is the variable to use when working on all countries of the MAFE survey (for example, Senegalese population from Senegalese, French, Italian and Spanish samples).

For details on weight computation, see Schoumaker et al. (2013), a document that also provides information on when and how to use weights with the MAFE data (Methodological note 6 - see related materials).

rdc_qb_residence_permit

# Cases	2798
# Variable(s)	25

File Content

!! One line per residence permit for each person who has had at least one permit, and one line for the other persons !!
 This dataset contains all the answers to the module Residence Permits.

All MAFE's biographic files include the same 18 variables listed below:

- ident
- id_country
- n_menage
- n_indiv
- num_dr
- strata_area
- strata_hh
- strata_ind
- q1
- q1a
- age_survey
- q18
- flag_age
- flag_arrival
- flag_visitor (exception: only available for MAFE Senegal)
- weight_eur
- weight_all
- weight_ctry

Missing Data

Due to the files conversion, all "Refuse to answer", "No answer" and "Don't know" values appear here in missing frequencies.

Notes

All "Yes" / "No" answers have been recoded, in order to facilitate analyses. In the questionnaire code, "No" was 2. It is now 0 in the dataset code. In both cases "Yes" is 1.

The multiple answers variables are those where respondents could give more than one answer. To have a better view of these answers and to make the analysis easier, these variables are dichotomised in the datasets: for each possible modality a dichotomous variable was created (0 = No ; 1 = Yes).

There are three different weight variables in the data files of the MAFE individual surveys. They were computed at three different levels:

- weight_etry is the variable to use when working on a single country (for example, the Senegalese population sampled only in Senegal, or in any single European country).
- weight_eur is the variable to use when working on the European countries pooled together (for example, the Senegalese population sampled in France, Italy and Spain). It should not be used if the analyses include individuals surveyed in Africa.
- weight_all is the variable to use when working on all countries of the MAFE survey (for example, Senegalese population from Senegalese, French, Italian and Spanish samples).

For details on weight computation, see Schoumaker et al. (2013), a document that also provides information on when and how to use weights with the MAFE data (Methodological note 6 - see related materials).

rdc_qb_work_permit

# Cases	2753
# Variable(s)	24

# Cases	2753
# Variable(s)	24

File Content

!! One line per work permit for each person who has had at least one permit, and one line for the others !!

This dataset contains all the answers to the module Work Permits.

All MAFE's biographic files include the same 18 variables listed below:

- ident
- id_country
- n_menage
- n_indiv
- num_dr
- strata_area
- strata_hh
- strata_ind
- q1
- q1a
- age_survey
- q18
- flag_age
- flag_arrival
- flag_visitor (exception: only available for MAFE Senegal)
- weight_eur
- weight_all
- weight_etry

Missing Data

Due to the files conversion, all "Refuse to answer", "No answer" and "Don't know" values appear here in missing frequencies.

Notes

All "Yes" / "No" answers have been recoded, in order to facilitate analyses. In the questionnaire code, "No" was 2. It is now 0 in the dataset code. In both cases "Yes" is 1.

The multiple answers variables are those where respondents could give more than one answer. To have a better view of these answers and to make the analysis easier, these variables are dichotomised in the datasets: for each possible modality a dichotomous variable was created (0 = No ; 1 = Yes).

There are three different weight variables in the data files of the MAFE individual surveys. They were computed at three different levels:

- weight_ctry is the variable to use when working on a single country (for example, the Senegalese population sampled only in Senegal, or in any single European country).
- weight_eur is the variable to use when working on the European countries pooled together (for example, the Senegalese population sampled in France, Italy and Spain). It should not be used if the analyses include individuals surveyed in Africa.
- weight_all is the variable to use when working on all countries of the MAFE survey (for example, Senegalese population from Senegalese, French, Italian and Spanish samples).

For details on weight computation, see Schoumaker et al. (2013), a document that also provides information on when and how to use weights with the MAFE data (Methodological note 6 - see related materials).

rdc_qb_transfer

# Cases	2190
# Variable(s)	22

File Content

!! One line per transfer for each person who has sent remittances at least once, and one line for the other persons !!

This dataset contains:

- all the answers to the module Transfers.
- the created variable nom_transr which gives the total number of transfers made by Ego.

All MAFE's biographic files include the same 18 variables listed below:

- ident
- id_country
- n_menage
- n_indiv
- num_dr
- strata_area
- strata_hh
- strata_ind
- q1
- q1a
- age_survey
- q18
- flag_age
- flag_arrival
- flag_visitor (exception: only available for MAFE Senegal)
- weight_eur
- weight_all
- weight_ctry

Missing Data

Due to the files conversion, all "Refuse to answer", "No answer" and "Don't know" values appear here in missing frequencies.

Notes

All "Yes" / "No" answers have been recoded, in order to facilitate analyses. In the questionnaire code, "No" was 2. It is now 0 in the dataset code. In both cases "Yes" is 1.

The multiple answers variables are those where respondents could give more than one answer. To have a better view of these answers and to make the analysis easier, these variables are dichotomised in the datasets: for each possible modality a dichotomous variable was created (0 = No ; 1 = Yes).

There are three different weight variables in the data files of the MAFE individual surveys. They were computed at three different levels:

- weight_ctry is the variable to use when working on a single country (for example, the Senegalese population sampled only in Senegal, or in any single European country).
- weight_eur is the variable to use when working on the European countries pooled together (for example, the Senegalese population sampled in France, Italy and Spain). It should not be used if the analyses include individuals surveyed in Africa.
- weight_all is the variable to use when working on all countries of the MAFE survey (for example, Senegalese population from Senegalese, French, Italian and Spanish samples).

For details on weight computation, see Schoumaker et al. (2013), a document that also provides information on when and how to use weights with the MAFE data (Methodological note 6 - see related materials).

rdc_qb_association

# Cases	2080
# Variable(s)	20

File Content

!! One line per period during which each person has joined a migrant association, and one line for the other persons !!
This dataset contains all the answers to the module Associations.

All MAFE's biographic files include the same 18 variables listed below:

- ident
- id_country
- n_menage
- n_indiv
- num_dr
- strata_area
- strata_hh
- strata_ind
- q1
- q1a
- age_survey
- q18
- flag_age
- flag_arrival
- flag_visitor (exception: only available for MAFE Senegal)
- weight_eur
- weight_all
- weight_ctry

Missing Data

Due to the files conversion, all "Refuse to answer", "No answer" and "Don't know" values appear here in missing frequencies.

Notes

All "Yes" / "No" answers have been recoded, in order to facilitate analyses. In the questionnaire code, "No" was 2. It is now 0 in the dataset code. In both cases "Yes" is 1.

The multiple answers variables are those where respondents could give more than one answer. To have a better view of these answers and to make the analysis easier, these variables are dichotomised in the datasets: for each possible modality a dichotomous variable was created (0 = No ; 1 = Yes).

There are three different weight variables in the data files of the MAFE individual surveys. They were computed at three different levels:

- weight_ctry is the variable to use when working on a single country (for example, the Senegalese population sampled only in Senegal, or in any single European country).
- weight_eur is the variable to use when working on the European countries pooled together (for example, the Senegalese population sampled in France, Italy and Spain). It should not be used if the analyses include individuals surveyed in Africa.

- weight_all is the variable to use when working on all countries of the MAFE survey (for example, Senegalese population from Senegalese, French, Italian and Spanish samples).
For details on weight computation, see Schoumaker et al. (2013), a document that also provides information on when and how to use weights with the MAFE data (Methodological note 6 - see related materials).

Variables List

Dataset contains 1205 variable(s)

File rdc_qm_household							
#	Name	Label	Type	Format	Valid	Invalid	Question
1	num_dr	DC number	discrete	numeric-10.0	1576	0	-
2	strata_a..	Strata - DR level	discrete	numeric-16.0	1576	0	-
3	strata_hh	Strata - Household level	discrete	numeric-19.0	1576	0	-
4	reg	District	discrete	numeric-10.0	1576	0	-
5	comr	Locality	discrete	character-13	1576	0	-
6	ident	Individual ID	discrete	character-8	1576	0	-
7	n_menage	Household number	continuous	numeric-12.0	1576	0	-
8	n_indiv	Individual number in the HH (HH head)	discrete	numeric-9.0	1576	0	-
9	hh_q3age	Age (HH head)	discrete	numeric-17.0	1574	2	Q3. How old are you / How old is "Name"? Don't know: In what year were you born? Age
10	hh_q3annee	Year of birth (HH head)	discrete	numeric-17.0	1574	2	Q3. How old are you / How old is "Name"? Don't know: In what year were you born? Year
11	hh_q4_etr	Ego lives abroad	discrete	numeric-17.0	1576	0	Q4. ETR, CONJ, ENF, RET ETR
12	hh_q4_cjt	Ego's partner lives abroad	discrete	numeric-17.0	1576	0	Q4. ETR, CONJ, ENF, RET CONJ
13	hh_q4_ch..	Ego's father and/or mother live(s) abroad	discrete	numeric-17.0	1576	0	Q4. ETR, CONJ, ENF, RET ENF
14	hh_q4_re..	Ego returned from a migration	discrete	numeric-17.0	1576	0	Q4. ETR, CONJ, ENF, RET RET
15	cm_enf	Apart from the children currently living here, does the HH head have other child	discrete	numeric-17.0	1576	0	Apart from the children currently living here, does or did the household head have other children (biological or adopted), including children who are deceased?
16	nb_cm_enf	If yes how many (children of the HH head currently not living here)	continuous	numeric-10.0	917	659	Apart from the children currently living here, does or did the household head have other children (biological or adopted), including children who are deceased? If "Yes" => How many?
17	mar_migr..	Any persons in your HH engaged in a relationship with a migrant living abroad	discrete	numeric-17.0	1576	0	In you household, are there any persons who are engaged in a relationship with a migrant living outside of the Congo?
18	nb_mar_m..	If yes how many (persons engaged in a relationship with a migrant living abroad)	continuous	numeric-10.0	96	1480	In you household, are there any persons who are engaged in a relationship with a migrant living outside of the Congo? If "Yes" => How many?
19	child_mi..	Any children under 18 years old in your HH whose parents are migrants living abroad	discrete	numeric-17.0	1576	0	Are there any children under 18 years old in your household whose mother and/or father are migrants living abroad?
20	nb_child..	If yes how many (children under 18 whose parents are migrants)	continuous	numeric-10.0	108	1468	Are there any children under 18 years old in your household whose mother and/or father are migrants living abroad? If "Yes" => How many?

File rdc_qm_household							
#	Name	Label	Type	Format	Valid	Invalid	Question
21	cm_parent	HH head or partner have relatives living abroad (with regular contact)	discrete	numeric-17.0	1576	0	In addition to the persons we've just recalled, does the household head and/or his/her partner have relatives living abroad and who have been in regular contact with the household over the past 12 months?
22	nb_parent	If yes how many (relatives abroad with regular contact)	continuous	numeric-10.0	811	765	In addition to the persons we've just recalled, does the household head and/or his/her partner have relatives living abroad and who have been in regular contact with the household over the past 12 months? If "Yes" => How many?
23	hh_a1	Sex (HH head)	discrete	numeric-10.0	1576	0	A1. "Name" is:
24	hh_a2_vi..	Is she/he still alive (HH head)	discrete	numeric-17.0	1576	0	A2a. Is "Name" alive?
25	hh_a2_an	Year of death (HH head)	discrete	numeric-17.0	0	1576	A2. In which year did "Name" die? Don't know: How old was "Name" when he/she died? Year
26	hh_a2_age	Age at the time of death (HH head)	discrete	numeric-17.0	0	1576	A2. In which year did "Name" die? Don't know: How old was "Name" when he/she died? Age
27	hh_a3_1	Relation with the HH head 1 (HH head)	discrete	numeric-38.0	1576	0	A3. How is "Name" related to the household head? First answer
28	hh_a3_2	Relation with the HH head 2 (HH head)	discrete	numeric-38.0	0	1576	A3. How is "Name" related to the household head? Second answer
29	hh_a4	Living in the HH (HH head)	discrete	numeric-17.0	1576	0	A4. Has "Name" been living in this household during the last 6 months or has "Name" the intention of living here for at least 6 months?
30	hh_a7a	Matrimonial status (HH head)	discrete	numeric-20.0	1575	1	A7a. Is he/she?
31	hh_a7b	Is her/his partner living abroad? (HH head)	discrete	numeric-17.0	1184	392	A7b. Has "Name" a partner currently living abroad?
32	hh_a7c_1	Number of the partner living abroad (HH head)	discrete	numeric-17.0	53	1523	A7c. Who is his/her partner?
33	hh_a15_n..	Current nationality 1 (HH head)	discrete	numeric-40.0	1576	0	A15. Which nationalities do you; does he/she currently hold? Nationality 1
34	hh_a15_n..	Current nationality 2 (HH head)	discrete	numeric-40.0	9	1567	A15. Which nationalities do you; does he/she currently hold? Nationality 2
35	hh_a15_n..	Current nationality 3 (HH head)	discrete	numeric-40.0	0	1576	A15. Which nationalities do you; does he/she currently hold? Nationality 3
36	hh_a16	Place of origin (HH head)	discrete	numeric-17.0	1567	9	A16.
37	hh_a17	Religion (HH head)	discrete	numeric-20.0	1575	1	A17. What is your/his/her religion?
38	hh_a17_p..	Specify the other religion (HH head)	discrete	character-16	1576	0	A17. What is your/his/her religion? If "Other religion" => Specify
39	hh_a18	Level of education (HH head)	discrete	numeric-40.0	1551	25	A18. If "Name" goes or went to school: what was the last class "Name" attended?
40	hh_a19	Current occupation (HH head)	discrete	numeric-30.0	1570	6	A19. At present, "Name" is primarily (spends most of his/her time) :
41	hh_a20	Current job (HH head)	discrete	character-79	1576	0	A20. What is "Name" occupation, profession, position, task?

File rdc_qm_household							
#	Name	Label	Type	Format	Valid	Invalid	Question
42	hh_a21	Current socio-economic status (HH head)	discrete	numeric-40.0	1233	343	A20. You/he/she is:
43	hh_a14pays	Country of birth (HH head)	discrete	numeric-40.0	1576	0	A14PAYS. Where was "Name" born?
44	hh_a14vil	Town of birth (HH head)	discrete	character-18	1576	0	A14VIL. In which village or town and district? Town
45	hh_a14dep	Department of birth (HH head)	discrete	numeric-17.0	1561	15	A14DEP. In which village or town and district? District
46	hh_a14im ..	Year of moving in Congo for the first time (HH head)	discrete	numeric-24.0	10	1566	A14IMM. In which year did "Name" settle in Congo for the first time?
47	hh_a14im ..	Age of moving in Congo for the first time (HH head)	discrete	numeric-24.0	10	1566	A14IMM. In which year did "Name" settle in Congo for the first time? Don't know: How old was "Name"?
48	hh_a12	Has she/he ever lived abroad? (HH head)	discrete	numeric-26.0	1574	2	A12. Has "Name" already lived outside of Congo since he/she was born / settled the 1st time in Congo?
49	hh_a13a_an	In which year did she/he left for the first time? (HH head)	discrete	numeric-17.0	221	1355	A13a. In which year did you/he/she leave Congo for the first time for at least one year?
50	hh_a13a ..	At what age did she/he left for the first time? (HH head)	discrete	numeric-17.0	219	1357	A13a. In which year did you/he/she leave Congo for the first time for at least one year? Don't know: How old were you / was he/she?
51	hh_a13b	What was her/his destination country? (HH head)	discrete	numeric-40.0	220	1356	A13b. What was the destination country when he/she left Congo for the first time?
52	hh_a13c	Did she/he already come back? (HH head)	discrete	numeric-17.0	223	1353	A13c. Did you/he/she return to Congo for at least a year since you/ he/she first left?
53	hh_a13d_an	In which year did she/he come back for the first time? (HH head)	discrete	numeric-17.0	217	1359	A13d. In which year did he/she return for the first time?
54	hh_a13d ..	At what age did she/he come back for the first time? (HH head)	discrete	numeric-17.0	215	1361	A13d. In which year did he/she return for the first time? Don't know: How old was he/she?
55	e1	Your house is	discrete	numeric-40.0	1569	7	E1. Your dwelling is:
56	e2	Number of rooms	continuous	numeric-17.0	1562	14	E2. How many rooms are used as living space, not counting the sanitary facilities and the kitchen?
57	e3_1	The toilet facilities are 1	discrete	numeric-31.0	1550	26	E3. The toilet facilities are: First answer
58	e3_2	The toilet facilities are 2	discrete	numeric-31.0	19	1557	E3. The toilet facilities are: Second answer
59	e4_1	Water supply 1	discrete	numeric-40.0	1569	7	E4. You have access to water through: First answer
60	e4_2	Water supply 2	discrete	numeric-40.0	156	1420	E4. You have access to water through: Second answer
61	e4_3	Water supply 3	discrete	numeric-40.0	12	1564	E4. You have access to water through: Third answer
62	e5	Do you have electricity	discrete	numeric-17.0	1569	7	E5. Do you have electricity?
63	e6_1	Fuel 1	discrete	numeric-18.0	1563	13	E6. Most of the time, what is the energy used by the household for cooking? First answer

File rdc_qm_household							
#	Name	Label	Type	Format	Valid	Invalid	Question
64	e6_2	Fuel 2	discrete	numeric-18.0	973	603	E6. Most of the time, what is the energy used by the household for cooking? Second answer
65	e6_3	Fuel 3	discrete	numeric-18.0	48	1528	E6. Most of the time, what is the energy used by the household for cooking? Third answer
66	e6_4	Fuel 4	discrete	numeric-18.0	3	1573	E6. Most of the time, what is the energy used by the household for cooking? Fourth answer
67	e7_1	Refrigerator	discrete	numeric-17.0	1575	1	E7. Which of the following items does your household own? Refrigerator/ freezer
68	e7_2	Stove	discrete	numeric-17.0	1575	1	E7. Which of the following items does your household own? Stove
69	e7_3	Sewing machine	discrete	numeric-17.0	1575	1	E7. Which of the following items does your household own? Sewing machine
70	e7_4	Radio/Hifi system	discrete	numeric-17.0	1575	1	E7. Which of the following items does your household own? Radio/ Hi-fi system
71	e7_5	TV	discrete	numeric-17.0	1575	1	E7. Which of the following items does your household own? TV
72	e7_6	Cable or satellite	discrete	numeric-17.0	1575	1	E7. Which of the following items does your household own? Cable or satellite
73	e7_7	Video/DVD player	discrete	numeric-17.0	1575	1	E7. Which of the following items does your household own? Video or DVD player
74	e7_8	Phone	discrete	numeric-17.0	1575	1	E7. Which of the following items does your household own? Phone (fixed or mobile)
75	e7_9	Computer	discrete	numeric-17.0	1575	1	E7. Which of the following items does your household own? Computer
76	e7_10	Internet	discrete	numeric-17.0	1575	1	E7. Which of the following items does your household own? Internet connection
77	e7_11	Fan	discrete	numeric-17.0	1575	1	E7. Which of the following items does your household own? Fan
78	e7_12	Air conditioning	discrete	numeric-17.0	1575	1	E7. Which of the following items does your household own? Air conditioning
79	e7_13	None	discrete	numeric-17.0	1576	0	E7. Which of the following items does your household own? None
80	e8_1	Taxi	discrete	numeric-17.0	1576	0	E8. What means of transport does your household own? Taxi
81	e8_2	Car	discrete	numeric-17.0	1576	0	E8. What means of transport does your household own? Car
82	e8_3	Motorcycle	discrete	numeric-17.0	1576	0	E8. What means of transport does your household own? Motorcycle
83	e8_4	Bicycle	discrete	numeric-17.0	1576	0	E8. What means of transport does your household own? Bicycle
84	e8_5	Cart	discrete	numeric-17.0	1576	0	E8. What means of transport does your household own? Cart

File rdc_qm_household							
#	Name	Label	Type	Format	Valid	Invalid	Question
85	e8_6	Tractor	discrete	numeric-17.0	1576	0	E8. What means of transport does your household own? Tractor
86	e8_7	Other	discrete	numeric-17.0	1576	0	E8. What means of transport does your household own? Other
87	e8_8	None	discrete	numeric-17.0	1576	0	E8. What means of transport does your household own? None
88	e9_annee	Since which year have you been living in this dwelling (HH head)	discrete	numeric-17.0	1562	14	E9. How long have you been living in this dwelling? Which year
89	e9_nban	Since how many years have you been living in this dwelling (HH head)	discrete	numeric-17.0	1562	14	E9. How long have you been living in this dwelling? How many years
90	e10	Are you? (HH head)	discrete	numeric-39.0	1569	7	E10. Are you/ Is the head of the household:
91	e11	Does or did your owner live abroad?	discrete	numeric-17.0	467	1109	E11. Does or did your landlord live abroad?
92	e12_num	Who lodge you? Person ID	discrete	numeric-10.0	35	1541	E12. Who is providing housing for you? If in the household, Person ID
93	e12_1	Who lodge you? Plain text answers	discrete	character-65	1576	0	E12. Who is providing housing for you? Relationship in plain text
94	e13	Did your lodger already live abroad?	discrete	numeric-17.0	78	1498	E13. Does or did the person who provides housing for you live abroad?
95	e14	Building the dwelling	discrete	numeric-17.0	921	655	E14. Did the owner/you build this dwelling him/herself/yourself?
96	e15_1	Kind of financment for the plot 1	discrete	numeric-33.0	551	1025	E15. Has the plot been paid for, in part at least, with money earned abroad? Kind of financment 1
97	e15_2	Kind of financment for the plot 2	discrete	numeric-33.0	1	1575	E15. Has the plot been paid for, in part at least, with money earned abroad? Kind of financment 2
98	e15_3	Kind of financment for the plot 3	discrete	numeric-33.0	0	1576	E15. Has the plot been paid for, in part at least, with money earned abroad? Kind of financment 3
99	e16	This money for the plot has been earned by	discrete	numeric-39.0	22	1554	E16. Has this money been earned by... : Who
100	e16_num1	1st person ID who earned this money for the plot	discrete	numeric-17.0	9	1567	E16. Has this money been earned by... : If "A person we already talked about" => Note the person ID (1st)
101	e16_num2	2nd person ID who earned this money for the plot	discrete	numeric-17.0	1	1575	E16. Has this money been earned by... : If "A person we already talked about" => Note the person ID (2nd)
102	e16_num3	3rd person ID who earned this money for the plot	discrete	numeric-17.0	0	1576	E16. Has this money been earned by... : If "A person we already talked about" => Note the person ID (3rd)
103	e17_1	Kind of financment for the house 1	discrete	numeric-33.0	902	674	E17. Has this dwelling (purchase or construction) been paid for, in part at least, with money earned abroad? Kind of financment 1
104	e17_2	Kind of financment for the house 2	discrete	numeric-33.0	0	1576	E17. Has this dwelling (purchase or construction) been paid for, in part at least, with money earned abroad? Kind of financment 2

File rdc_qm_household							
#	Name	Label	Type	Format	Valid	Invalid	Question
105	e17_3	Kind of financment for the house 3	discrete	numeric-33.0	0	1576	E17. Has this dwelling (purchase or construction) been paid for, in part at least, with money earned abroad? Kind of financment 3
106	e18	This money for the house has been earned by	discrete	numeric-39.0	50	1526	E18. Has this money been earned by... Who
107	e18_num1	1st person ID who earned this money for the house	discrete	numeric-17.0	25	1551	E18. Has this money been earned by... If "A person we already talked about" => Note the person ID (1st)
108	e18_num2	2nd person ID who earned this money for the house	discrete	numeric-17.0	3	1573	E18. Has this money been earned by... If "A person we already talked about" => Note the person ID (2nd)
109	e18_num3	3rd person ID who earned this money for the house	discrete	numeric-17.0	1	1575	E18. Has this money been earned by... If "A person we already talked about" => Note the person ID (3rd)
110	e19_1	Dwelling modified by... Outside refurbishments	discrete	numeric-17.0	925	651	E19. Have you modified this dwelling since you moved in by... Making outside refurbishments
111	e19_2	Dwelling modified by... Additional floor	discrete	numeric-17.0	924	652	E19. Have you modified this dwelling since you moved in by... Constructing an additional floor
112	e19_3	Dwelling modified by... Adding a room on the ground floor	discrete	numeric-17.0	924	652	E19. Have you modified this dwelling since you moved in by... Adding a room on the ground floor
113	e19_4	Dwelling modified by... Other	discrete	numeric-17.0	925	651	E19. Have you modified this dwelling since you moved in by... Other types of construction or renovation work
114	e20_1	Kind of financment for the modifications 1	discrete	numeric-33.0	602	974	E20. Have these modifications been paid for with money earned abroad? Kind of financment 1
115	e20_2	Kind of financment for the modifications 2	discrete	numeric-33.0	2	1574	E20. Have these modifications been paid for with money earned abroad? Kind of financment 2
116	e20_3	Kind of financment for the modifications 3	discrete	numeric-33.0	0	1576	E20. Have these modifications been paid for with money earned abroad? Kind of financment 3
117	e21	This money for the modifications has been earned by	discrete	numeric-39.0	44	1532	E21. Has this money been earned by... Who
118	e21_num1	1st person ID who earned this money for the modifications	discrete	numeric-17.0	34	1542	E21. Has this money been earned by... If "A person we already talked about" => Note the person ID (1st)
119	e21_num2	2nd person ID who earned this money for the modifications	discrete	numeric-17.0	7	1569	E21. Has this money been earned by... If "A person we already talked about" => Note the person ID (2nd)
120	e21_num3	3rd person ID who earned this money for the modifications	discrete	numeric-17.0	3	1573	E21. Has this money been earned by... If "A person we already talked about" => Note the person ID (3rd)
121	e22	Is the HH head owner of other plots of land	discrete	numeric-17.0	1569	7	E22. Are you / is the household head owner of other plots of land?
122	e23	How many plots do you have?	discrete	numeric-17.0	411	1165	E23. How many plots do you own in total?

File rdc_qm_household							
#	Name	Label	Type	Format	Valid	Invalid	Question
123	e24_1	Kind of financement for the plots 1	discrete	numeric-33.0	408	1168	E24. Has this plot/Have these plots been paid for, in part at least, with money earned abroad: Kind of financement 1
124	e24_2	Kind of financement for the plots 2	discrete	numeric-33.0	0	1576	E24. Has this plot/Have these plots been paid for, in part at least, with money earned abroad: Kind of financement 2
125	e24_3	Kind of financement for the plots 3	discrete	numeric-33.0	0	1576	E24. Has this plot/Have these plots been paid for, in part at least, with money earned abroad: Kind of financement 3
126	e25	This money for the plots has been earned by	discrete	numeric-39.0	24	1552	E25. Has this money been earned by... Who
127	e25_num1	1st person ID who earned this money for the plots	discrete	numeric-17.0	9	1567	E25. Has this money been earned by... If "A person we already talked about" => Note the person ID (1st)
128	e25_num2	2nd person ID who earned this money for the plots	discrete	numeric-17.0	1	1575	E25. Has this money been earned by... If "A person we already talked about" => Note the person ID (2nd)
129	e25_num3	3rd person ID who earned this money for the plots	discrete	numeric-17.0	1	1575	E25. Has this money been earned by... If "A person we already talked about" => Note the person ID (3rd)
130	e26	These plots are	discrete	numeric-40.0	411	1165	E26. Is this/Are these plots of land...
131	e27_1	Utilisation of the agricultural land 1	discrete	numeric-26.0	22	1554	E27. How is the agricultural land used? Utilisation 1
132	e27_2	Utilisation of the agricultural land 2	discrete	numeric-26.0	7	1569	E27. How is the agricultural land used? Utilisation 2
133	e27_3	Utilisation of the agricultural land 3	discrete	numeric-26.0	1	1575	E27. How is the agricultural land used? Utilisation 3
134	e28	Do you have animals (HH head)	discrete	numeric-17.0	1576	0	E28. Do you (the household head) own animals?
135	e28_1	Goats (HH head)	continuous	numeric-17.0	184	1392	E28. Do you (the household head) own animals? If "Yes" => Read out the list and indicate the number of animals Goats
136	e28_2	Sheep (HH head)	continuous	numeric-17.0	184	1392	E28. Do you (the household head) own animals? If "Yes" => Read out the list and indicate the number of animals Sheep
137	e28_3	Pigs (HH head)	continuous	numeric-17.0	184	1392	E28. Do you (the household head) own animals? If "Yes" => Read out the list and indicate the number of animals Pigs
138	e28_4	Horses (HH head)	continuous	numeric-17.0	184	1392	E28. Do you (the household head) own animals? If "Yes" => Read out the list and indicate the number of animals Horses
139	e28_5	Donkeys (HH head)	continuous	numeric-17.0	184	1392	E28. Do you (the household head) own animals? If "Yes" => Read out the list and indicate the number of animals Donkeys
140	e28_6	Cows, oxen (HH head)	continuous	numeric-17.0	184	1392	E28. Do you (the household head) own animals? If "Yes" => Read out the list and indicate the number of animals Cows, oxen
141	e28_7	Chicken/hens (HH head)	continuous	numeric-17.0	184	1392	E28. Do you (the household head) own animals? If "Yes" => Read out the list

File rdc_qm_household							
#	Name	Label	Type	Format	Valid	Invalid	Question
							and indicate the number of animals Chicken/hens
142	o1	Who answered the questionnaire	discrete	character-10	1576	0	O1. Who answered the questionnaire (HH, spouse, etc.)? Indicate the individuals' ID:
143	o2_1	First language used in the interview	discrete	numeric-17.0	1542	34	O2. Language used in the interview: First language
144	o2_2	Second language used in the interview	discrete	numeric-17.0	0	1576	O2. Language used in the interview: Second language
145	o3	Translation	discrete	numeric-17.0	1547	29	O3. Did you feel that it was sometimes difficult to translate certain questions?
146	o3_1	Specify which questions where difficult to translate	discrete	character-74	1576	0	O3. Did you feel that it was sometimes difficult to translate certain questions? If "Yes" => Which ones?
147	o4	General reception by the respondent	discrete	numeric-17.0	1541	35	O4. The interviewer was rather received:
148	o5	Persuasion	discrete	numeric-40.0	1540	36	O5. Did you need to persuade the respondent to participate?
149	o6	Comments of the respondent	discrete	numeric-17.0	1549	27	O6. Did the respondent make any comments on the survey?
150	o6_1	Specify the respondent's comments	discrete	character-114	1576	-	O6. Did the respondent make any comments on the survey? If "Yes" => Which ones?
151	o7	Presence of other persons during the interview	discrete	numeric-33.0	1541	35	O7. Were there other persons present during the interview?
152	o8	Influence of the other person(s)	discrete	numeric-40.0	357	1219	O8. In your opinion, did this presence influence the answers given by the respondent?
153	o8_1	Specify which part(s) of the questionnaire	discrete	character-84	1576	0	O8. In your opinion, did this presence influence the answers given by the respondent? If "Yes, but only in certain parts of the questionnaire" => Which ones?
154	o9	Interruption	discrete	numeric-17.0	1559	17	O9. Did you have to interrupt the interview?
155	o9_1	Specify why and when the interruption occurred	discrete	character-122	1576	-	O9. Did you have to interrupt the interview? If "Yes" => Why, and at which point?
156	o10	Comprehension of the questions	discrete	numeric-17.0	1537	39	O10. In your opinion, was the respondent's comprehension of the questions:
157	o11	Difficulties to answer	discrete	numeric-17.0	1560	16	O11. Did the respondent have difficulties answering certain questions?
158	o11_1	Specify which difficulties	discrete	character-158	1576	-	O11. Did the respondent have difficulties answering certain questions? If "Yes" => Which ones?
159	o12	Use of written documents	discrete	numeric-17.0	1556	20	O12. Did the person use written documents to answer the questionnaire?
160	o12_1	Specify which documents	discrete	character-78	1576	0	O12. Did the person use written documents to answer the questionnaire? If "Yes" => For which questions?

File rdc_qm_household							
#	Name	Label	Type	Format	Valid	Invalid	Question
161	hhmember	Total number of persons in the HH (living in or outside)	continuous	numeric-9.0	1576	0	-
162	hmember	Number of persons living in the HH (excluding the persons declared as living outside the HH)	continuous	numeric-9.0	1576	0	-
163	hchildin	Number of children of the HH head living in the HH	continuous	numeric-9.0	1576	0	-
164	hchild04	Number of children from 0 to 4 years old living in the HH	continuous	numeric-9.0	1576	0	-
165	hchild511	Number of children from 5 to 12 years old living in the HH	continuous	numeric-9.0	1576	0	-
166	hchild12	Number of children from 12 years old & plus living in the HH	continuous	numeric-9.0	1576	0	-
167	hchildout	Number of children of the HH head living outside the HH	continuous	numeric-9.0	1576	0	-
168	hmigchild	Number of children of HH head living abroad	continuous	numeric-9.0	1576	0	-
169	hmigsons	Number of sons of the HH head living abroad	continuous	numeric-9.0	1576	0	-
170	hmigdaug ..	Number of daughters of the HH head living abroad	continuous	numeric-9.0	1576	0	-
171	hspout	Number of partners of the HH head living outside the HH, whatever the country of residence	continuous	numeric-9.0	1576	0	-
172	hmigspcm	Number of partners of the HH head living abroad	continuous	numeric-9.0	1576	0	-
173	hmigspot	Total number of partners living abroad	continuous	numeric-9.0	1576	0	-
174	hmigother	Number of persons living abroad and keeping regular contacts with the HH	continuous	numeric-9.0	1576	0	-
175	hmigtot	Total number of persons living abroad, whatever the country of residence	continuous	numeric-9.0	1576	0	-
176	hmigafr	Number of HH persons living in Africa, excluding DR Congo	continuous	numeric-9.0	1576	0	-
177	hmigeur	Number of HH persons living in Europe	continuous	numeric-9.0	1576	0	-
178	hmigreste	Number of HH persons living outside DR Congo, neither Africa, nor Europe	continuous	numeric-9.0	1576	0	-
179	hmigret	Number of migrants back in the HH	continuous	numeric-9.0	1576	0	-
180	hreturn	HH with return migrants	discrete	numeric-17.0	1576	0	-
181	hmigrant	HH with actual migrants	discrete	numeric-17.0	1576	0	-

File rdc_qm_household							
#	Name	Label	Type	Format	Valid	Invalid	Question
182	hnonmig	HH which have never had migrants	discrete	numeric-17.0	1576	0	-
183	hworkers	Number of persons living in the HH with a professional activity	continuous	numeric-9.0	1576	0	-
184	hratoc	Population density by housing (number of persons by room)	continuous	numeric-9.2	1561	15	-
185	hhwealth	Wealth index of the HH	continuous	numeric-9.2	1560	16	-
186	exp_fact..	Inflating factor household	continuous	numeric-9.2	1576	0	-
187	weight_hhd	Normalized weight by HH	continuous	numeric-9.2	1576	0	-

File rdc_qm_indiv							
#	Name	Label	Type	Format	Valid	Invalid	Question
1	num_dr	DC number	continuous	numeric-10.0	15588	24	-
2	strata_a..	Strata - DR level	discrete	numeric-17.0	15588	24	-
3	strata_hh	Migrant HH during the census	discrete	numeric-32.0	15588	24	-
4	reg	District	discrete	numeric-10.0	15588	24	-
5	comr	Locality	discrete	character-13	15588	0	-
6	ident	Individual ID	discrete	character-8	15588	0	-
7	n_menage	Household number	continuous	numeric-12.0	15588	24	-
8	n_indiv	Individual number in the HH	discrete	numeric-12.0	15588	24	-
9	q3age	Age	discrete	numeric-17.0	15509	103	Q3. How old are you / How old is "Name"? Don't know: In what year were you born? Age
10	q3annee	Year of birth	discrete	numeric-17.0	15509	103	Q3. How old are you / How old is "Name"? Don't know: In what year were you born? Year
11	q4_etr	Ego lives abroad	discrete	numeric-17.0	15588	24	Q4. ETR, CONJ, ENF, RET ETR
12	q4_cjt	Ego's partner lives abroad	discrete	numeric-17.0	15588	24	Q4. ETR, CONJ, ENF, RET CONJ
13	q4_child	Ego's father and/or mother live(s) abroad	discrete	numeric-17.0	15588	24	Q4. ETR, CONJ, ENF, RET ENF
14	q4_return	Ego returned from a migration	discrete	numeric-17.0	15588	24	Q4. ETR, CONJ, ENF, RET RET
15	a1	Sex	discrete	numeric-16.0	15578	34	A1. "Name" is:
16	a2_vivant	Is she/he alive?	discrete	numeric-17.0	15588	24	A2a. Is "Name" alive?
17	a2_an	Year of death	discrete	numeric-17.0	639	14973	A2. In which year did "Name" die? Don't know: How old was "Name" when he/she died? Year
18	a2_age	Age at the time of death	discrete	numeric-17.0	627	14985	A2. In which year did "Name" die? Don't know: How old was "Name" when he/she died? Age
19	a3_1	Relation with the HH head 1	discrete	numeric-38.0	14916	696	A3. How is "Name" related to the household head? First answer

File rdc_qm_indiv							
#	Name	Label	Type	Format	Valid	Invalid	Question
20	a3_2	Relation with the HH head 2	discrete	numeric-38.0	62	15550	A3. How is "Name" related to the household head? Second answer
21	a4	Living in the HH	discrete	numeric-17.0	14933	679	A4. Has "Name" been living in this household during the last 6 months or has "Name" the intention of living here for at least 6 months?
22	a7a	Matrimonial status (household members)	discrete	numeric-20.0	10637	4975	A7a. Is he/she?
23	a7b	Is her/his partner living abroad?	discrete	numeric-17.0	2802	12810	A7b. Has "Name" a partner currently living abroad?
24	a7c_1	Number of the 1st partner living abroad	discrete	numeric-17.0	114	15498	A7c. Who is his/her partner? 1st partner
25	a7c_2	Number of the 2nd partner living abroad	discrete	numeric-17.0	2	15610	A7c. Who is his/her partner? 2nd partner
26	a7_fath	Father abroad	discrete	numeric-17.0	4536	11076	A7fath. Does the father of "Name" currently live abroad?
27	a7_fath_ID	Father abroad: number	discrete	numeric-17.0	149	15463	A7fathID. Who is his/her father?
28	a7_moth	Mother abroad	discrete	numeric-17.0	4537	11075	A7moth. Does the mother of "Name" currently live abroad?
29	a7_moth_ID	Mother abroad: number	discrete	numeric-17.0	52	15560	A7mothID. Who is his/her mother?
30	a8a	Matrimonial status (members outside the household)	discrete	numeric-20.0	4264	11348	A8a. Is he/she?
31	a8b	Is she/he the partner of someone living in the HH?	discrete	numeric-17.0	2582	13030	A8b. Does "Name" have a partner who lives in the household?
32	a8c_1	Number of the 1st partner living in the household	discrete	numeric-17.0	126	15486	A8c. Who is his/her partner? 1st partner
33	a8c_2	Number of the 2nd partner living in the household	discrete	numeric-17.0	2	15610	A8c. Who is his/her partner? 2nd partner
34	a8d	Child under 18 who lives in the HH	discrete	numeric-17.0	4225	11387	A8d. Does "Name" have a child under 18 who lives in the household?
35	a8e_1	Child under 18 who lives in the HH number 1	discrete	numeric-17.0	233	15379	A8e. Who is/are his child(ren)? Child 1
36	a8e_2	Child under 18 who lives in the HH number 2	discrete	numeric-17.0	97	15515	A8e. Who is/are his child(ren)? Child 2
37	a8e_3	Child under 18 who lives in the HH number 3	discrete	numeric-17.0	37	15575	A8e. Who is/are his child(ren)? Child 3
38	a8e_4	Child under 18 who lives in the HH number 4	discrete	numeric-17.0	18	15594	A8e. Who is/are his child(ren)? Child 4
39	a8e_5	Child under 18 who lives in the HH number 5	discrete	numeric-17.0	6	15606	A8e. Who is/are his child(ren)? Child 5
40	a8e_6	Child under 18 who lives in the HH number 6	discrete	numeric-17.0	3	15609	A8e. Who is/are his child(ren)? Child 6
41	a8e_7	Child under 18 who lives in the HH number 7	discrete	numeric-17.0	1	15611	A8e. Who is/are his child(ren)? Child 7
42	a9	Has Ego already lived with the HH head?	discrete	numeric-17.0	4250	11362	A9. Has "Name" ever lived with the household head?
43	a10	Is Ego currently living abroad?	discrete	numeric-17.0	4264	11348	A10. Does he/she currently live abroad?
44	a11	In which country?	discrete	numeric-40.0	2532	13080	A11. In which country?

File rdc_qm_indiv							
#	Name	Label	Type	Format	Valid	Invalid	Question
45	a15_natio1	Current nationality 1	discrete	numeric-40.0	14945	667	A15. Which nationalities do you / does he/she currently hold? Nationality 1
46	a15_natio2	Current nationality 2	discrete	numeric-40.0	344	15268	A15. Which nationalities do you / does he/she currently hold? Nationality 2
47	a15_natio3	Current nationality 3	discrete	numeric-40.0	1	15611	A15. Which nationalities do you / does he/she currently hold? Nationality 3
48	a16	Place of origin	discrete	numeric-17.0	14776	836	A16.
49	a17	Religion	discrete	numeric-20.0	14850	762	A17. What is your/his/her religion?
50	a17_preci	Specify the other religion	discrete	character-24	15588	0	A17. What is your/his/her religion? If "Other religion" => Specify
51	a18	Level of education	discrete	numeric-40.0	14740	872	A18. If "Name" goes or went to school: what was the last class "Name" attended?
52	a19	Current occupation	discrete	numeric-30.0	14686	926	A19. At present, "Name" is primarily (spends most of his/her time) :
53	a20	Current job	discrete	character-79	15588	0	A20. What is "Name" occupation, profession, position, task?
54	a21	Current socio-economic status	discrete	numeric-40.0	4708	10904	A20. You/he/she is:
55	a14pays	Country of birth	discrete	numeric-40.0	15568	44	A14PAYS. Where was "Name" born?
56	a14vil	Town of birth	discrete	character-16	15612	0	A14VIL. In which village or town and district? Town
57	a14dep	Department of birth	discrete	numeric-10.0	15390	222	A14DEP. In which village or town and district? District
58	a14imm_an	Year of moving in Congo for the first time	discrete	numeric-24.0	138	15474	A14IMM. In which year did "Name" settle in Congo for the first time?
59	a14imm_age	Age of moving in Congo for the first time	discrete	numeric-24.0	79	15533	A14IMM. In which year did "Name" settle in Congo for the first time? Don't know: How old was "Name"?
60	a12	Has she/he ever lived abroad?	discrete	numeric-26.0	15465	147	A12. Has "Name" already lived outside of Congo since he/she was born / settled the 1st time in Congo?
61	a13a_an	In which year did she/he left for the first time?	discrete	numeric-17.0	2900	12712	A13a. In which year did you/he/she leave Congo for the first time for at least one year?
62	a13a_age	At what age did she/he left for the first time?	discrete	numeric-17.0	2134	13478	A13a. In which year did you/he/she leave Congo for the first time for at least one year? Don't know: How old were you / was he/she?
63	a13b	What was her/his destination country?	discrete	numeric-40.0	2922	12690	A13b. What was the destination country when he/she left Congo for the first time?
64	a13c	Did she/he already come back?	discrete	numeric-17.0	2955	12657	A13c. Did you/he/she return to Congo for at least a year since you/ he/she first left?
65	a13d_an	In which year did she/he come back for the first time?	discrete	numeric-17.0	540	15072	A13d. In which year did he/she return for the first time?
66	a13d_age	At what age did she/he come back for the first time?	discrete	numeric-17.0	536	15076	A13d. In which year did he/she return for the first time? Don't know: How old was he/she?

File rdc_qm_indiv							
#	Name	Label	Type	Format	Valid	Invalid	Question
67	b1_1	1st reason of departure	discrete	numeric-34.0	2496	13116	B1. The last time he/she left Congo to settle in another country, he/she left... 1st reason
68	b1_2	2nd reason of departure	discrete	numeric-34.0	143	15469	B1. The last time he/she left Congo to settle in another country, he/she left... 2nd reason
69	b1_3	3rd reason of departure	discrete	numeric-34.0	7	15605	B1. The last time he/she left Congo to settle in another country, he/she left... 3rd reason
70	b1_preci	Specify the other reason of departure	discrete	character-60	2548	0	B1. The last time he/she left Congo to settle in another country, he/she left... If "Other" => Specify
71	b2_an	Departure: in which year?	discrete	numeric-10.0	2397	13215	B2. When did he/she depart for the last time? Year
72	b2_age	Departure: at what age?	discrete	numeric-17.0	2357	13255	B2. When did he/she depart for the last time? Age
73	b3_1	1st help from the HH to leave	discrete	numeric-40.0	2451	13161	B3. Did he/she receive support from your household to finance or organize the migration? 1st help
74	b3_2	2nd help from the HH to leave	discrete	numeric-40.0	264	15348	B3. Did he/she receive support from your household to finance or organize the migration? 2nd help
75	b3_3	3rd help from the HH to leave	discrete	numeric-40.0	60	15552	B3. Did he/she receive support from your household to finance or organize the migration? 3rd help
76	b3_preci	Specify the other help	discrete	character-64	115	0	B3. Did he/she receive support from your household to finance or organize the migration? If "We supported him/her in another way" => Specify
77	b4	Does she/he have official papers?	discrete	numeric-34.0	2270	13342	B4. Does he/she currently have the residence permits/official documents that would allow him/her to stay in the country where he/she is?
78	b5_1	1st contact with this person	discrete	numeric-17.0	2523	13089	B5. Have you or anyone else in the household been in contact with this person over the last 12 months, by phone, mail, internet...? 1st answer
79	b5_2	2nd contact with this person	discrete	numeric-17.0	317	15295	B5. Have you or anyone else in the household been in contact with this person over the last 12 months, by phone, mail, internet...? 2nd answer
80	b5_3	3rd contact with this person	discrete	numeric-17.0	38	15574	B5. Have you or anyone else in the household been in contact with this person over the last 12 months, by phone, mail, internet...? 3rd answer
81	b6	Contacts: at which frequencies?	discrete	numeric-26.0	2417	13195	B6. How often?
82	b7	Has she/he visited you during the past 12 months?	discrete	numeric-17.0	2524	13088	B7. Did he/she come to visit you in the last 12 months?
83	c1	Did you get money from her/him during the past 12 months?	discrete	numeric-17.0	2524	13088	C1. Have you or anyone in your household received any monetary transfers from "Name" over the last 12 months?

File rdc_qm_indiv							
#	Name	Label	Type	Format	Valid	Invalid	Question
84	c2	Did she/he send you money during the past 12 months...	discrete	numeric-32.0	1274	14338	C2. Over the last 12 months, did he/she send money...
85	c3_1	Generally how does she/he send you money? 1st answer	discrete	numeric-36.0	1230	14382	C3. Through what channels does he/she normally (most often) send money? 1st answer
86	c3_2	Generally how does she/he send you money? 2nd answer	discrete	numeric-36.0	85	15527	C3. Through what channels does he/she normally (most often) send money? 2nd answer
87	c3_3	Generally how does she/he send you money? 3rd answer	discrete	numeric-36.0	2	15610	C3. Through what channels does he/she normally (most often) send money? 3rd answer
88	c3_prci	Specify how she/he sends you money	discrete	character-38	5	0	C3. Through what channels does he/she normally (most often) send money? If "Other" => Specify
89	c4_cfa	How much money the last time? Amount	discrete	character-11	1308	0	C4. How much approximately did he/she send you the last time? Amount
90	c4	How much money the last time? Currency	discrete	numeric-17.0	1224	14388	C4. How much approximately did he/she send you the last time? Currency
91	c5_1	How did you spend this money: 1st answer	discrete	numeric-40.0	1264	14348	C5. How was spent the money that "Name" sent over the last 12 months? 1st answer
92	c5_2	How did you spend this money: 2nd answer	discrete	numeric-40.0	586	15026	C5. How was spent the money that "Name" sent over the last 12 months? 2nd answer
93	c5_3	How did you spend this money: 3rd answer	discrete	numeric-40.0	267	15345	C5. How was spent the money that "Name" sent over the last 12 months? 3rd answer
94	c5_4	How did you spend this money: 4th answer	discrete	numeric-40.0	92	15520	C5. How was spent the money that "Name" sent over the last 12 months? 4th answer
95	c5_5	How did you spend this money: 5th answer	discrete	numeric-40.0	9	15603	C5. How was spent the money that "Name" sent over the last 12 months? 5th answer
96	c5_6	How did you spend this money: 6th answer	discrete	numeric-40.0	5	15607	C5. How was spent the money that "Name" sent over the last 12 months? 6th answer
97	c6_1	What kind of purchase did you make?	discrete	numeric-40.0	14	15598	C6. What kind of purchase did you make?
98	c7	Did she/he send you goods in the past 12 months?	discrete	numeric-17.0	2519	13093	C7. Did "Name" send to anyone in the household goods in kind?
99	c8_1	1st good she/he sent you	discrete	numeric-40.0	785	14827	C8. Did he/she send you or to any other person in the household any of the following goods? 1st good
100	c8_2	2nd good she/he sent you	discrete	numeric-40.0	181	15431	C8. Did he/she send you or to any other person in the household any of the following goods? 2nd good
101	c8_3	3rd good she/he sent you	discrete	numeric-40.0	37	15575	C8. Did he/she send you or to any other person in the household any of the following goods? 3rd good
102	c8_4	4th good she/he sent you	discrete	numeric-40.0	13	15599	C8. Did he/she send you or to any other person in the household any of the following goods? 4th good

File rdc_qm_indiv							
#	Name	Label	Type	Format	Valid	Invalid	Question
103	c8_5	5th good she/he sent you	discrete	numeric-40.0	3	15609	C8. Did he/she send you or to any other person in the household any of the following goods? 5th good
104	c8_6	6th good she/he sent you	discrete	numeric-40.0	1	15611	C8. Did he/she send you or to any other person in the household any of the following goods? 6th good
105	c8_7	7th good she/he sent you	discrete	numeric-40.0	1	15611	C8. Did he/she send you or to any other person in the household any of the following goods? 7th good
106	c9	What share of your needs represents the money and the good sent by her/him?	discrete	numeric-32.0	2516	13096	C9. Which share of your needs on food, medicine, housing, transport, etc. have been covered by the money and in-kind transfers you have received from "Name" over the last 12 months?
107	pmigrant	Current migrants: individuals outside HH living abroad	discrete	numeric-9.0	15588	24	-
108	pmig_cou_..	Country of residence of the current migrants	discrete	numeric-40.0	2532	13080	-
109	pmig_reg_..	Residence region of the current migrants	discrete	numeric-9.0	2536	13076	-
110	preturn	Return migrants	discrete	numeric-9.0	15588	24	-
111	pretout	Current return migrants who are in Congo during the survey	discrete	numeric-9.0	15588	24	-
112	peverret_..	Actual migrants who have already come back to Congo	discrete	numeric-9.0	15588	24	-
113	pimmig	Individuals who have immigrated to Congo	discrete	numeric-9.0	13148	2464	-
114	hhmember	Total number of persons in the HH (living in or outside)	continuous	numeric-9.0	15588	24	-
115	hmember	Number of persons living in the HH (excluding the persons declared as living outside the HH)	continuous	numeric-9.0	15588	24	-
116	childhh	Children of the HH head living in the HH	discrete	numeric-9.0	15588	24	-
117	hchildin	Number of children of the HH head living in the HH	continuous	numeric-9.0	15588	24	-
118	childage	Age class of the HH head children living in the HH	discrete	numeric-22.0	5042	10570	-
119	hchild04	Number of children from 0 to 4 years old living in the HH	continuous	numeric-9.0	15588	24	-
120	hchild511	Number of children from 5 to 12 years old living in the HH	continuous	numeric-9.0	15588	24	-
121	hchild12	Number of children from 12 years old & plus living in the HH	continuous	numeric-9.0	15588	24	-
122	childouthh	Children of the HH head living outside the HH	discrete	numeric-16.0	15588	24	-
123	hchildout	Number of children of the HH head living outside the HH	continuous	numeric-9.0	15588	24	-

File rdc_qm_indiv							
#	Name	Label	Type	Format	Valid	Invalid	Question
124	migchild	Children of the HH head living abroad	discrete	numeric-16.0	15588	24	-
125	hmigchild	Number of children of HH head living abroad	continuous	numeric-9.0	15588	24	-
126	migs	Son of the HH head living abroad	discrete	numeric-16.0	15588	24	-
127	hmigsons	Number of sons of the HH head living abroad	continuous	numeric-9.0	15588	24	-
128	migd	Daughter of the HH head living abroad	discrete	numeric-16.0	15588	24	-
129	hmigdaug ..	Number of daughters of the HH head living abroad	continuous	numeric-9.0	15588	24	-
130	out_spouse	Partner of the HH head living outside the HH	discrete	numeric-16.0	15588	24	-
131	hspout	Number of partners of the HH head living outside the HH, whatever the country of residence	continuous	numeric-9.0	15588	24	-
132	migspouse	Partner of the HH head living abroad	discrete	numeric-9.0	15588	24	-
133	hmigspcm	Number of partners of the HH head living abroad	continuous	numeric-9.0	15588	24	-
134	migsp_any	Partner of someone in the HH living abroad	discrete	numeric-16.0	15588	24	-
135	hmigspot	Total number of partners living abroad	continuous	numeric-9.0	15588	24	-
136	hmigothor	Number of persons living abroad and keeping regular contacts	continuous	numeric-17.0	15469	143	-
137	hmigtot	Total number of persons living outside Congo, whatever the country of residence	continuous	numeric-9.0	15588	24	-
138	hmigafr	Number of HH persons living in Africa, excluding Congo	continuous	numeric-9.0	15588	24	-
139	hmigeur	Number of HH persons living in Europe	continuous	numeric-9.0	15588	24	-
140	hmigreste	Number of HH persons living outside Congo, neither Africa, nor Europe	continuous	numeric-9.0	15588	24	-
141	hmigret	Number of migrants back in the HH	continuous	numeric-9.0	15588	24	-
142	hreturn	HH with return migrants	discrete	numeric-16.0	15588	24	-
143	hmigrant	HH with actual migrants	discrete	numeric-9.0	15588	24	-
144	hnonmig	HH which have never had migrants	discrete	numeric-16.0	15588	24	-
145	worker	Individual with a professional activity	discrete	numeric-16.0	15588	24	-
146	hworkers	Number of persons living in the HH with a professional activity	continuous	numeric-9.0	15588	24	-

File rdc_qm_indiv							
#	Name	Label	Type	Format	Valid	Invalid	Question
147	exp_fact_.	Inflating factor household	continuous	numeric-9.2	15588	24	-
148	weight_hhd	Normalized weight by HH	continuous	numeric-9.2	15588	24	-

File rdc_qb_general							
#	Name	Label	Type	Format	Valid	Invalid	Question
1	ident	Biographic individual identifier	discrete	character-8	2066	0	-
2	id_country	Country of the survey	discrete	character-1	2066	0	-
3	n_menage	ID of the HH	continuous	numeric-10.0	1638	428	-
4	n_indiv	ID of the individual in the HH	continuous	numeric-10.0	2066	0	-
5	num_dr	DR number	discrete	numeric-10.0	1638	428	-
6	strata_a_.	Strata - DR level	discrete	numeric-17.0	1616	450	-
7	strata_hh	Strata - household level	discrete	numeric-32.0	1616	450	-
8	strata_ind	Strata - individual level	discrete	numeric-21.0	1616	450	-
9	source	Recruitment	discrete	numeric-32.0	2065	1	-
10	regionenq	Region of the survey	discrete	numeric-19.0	2065	1	-
11	quartier	Survey district	discrete	character-23	411	1655	-
12	villearr	Town of the survey	discrete	character-26	2063	3	-
13	date_entr	Date of the interview	discrete	character-12	2061	-	Date:
14	h_deb	Hour of the beginning of the interview	discrete	character-8	2045	0	Starting time:
15	q1	Sex	discrete	numeric-17.0	2066	0	Q1. The respondent is:
16	q1a	Year of birth	discrete	numeric-17.0	2066	0	Q1A. To start with, and to help us to set a time scale, could you tell me in which year you were born (or your age as at last birthday)? Year of birth
17	age_survey	Age at survey	continuous	numeric-9.0	2066	0	Q1A. To start with, and to help us to set a time scale, could you tell me in which year you were born (or your age as at last birthday)? Age
18	q2	Village or town of origin	discrete	numeric-17.0	2059	7	Q2. Is there a place which you would consider to be your village or your town of origin in DR Congo?
19	q2v	Locality name	discrete	character-24	2027	0	Q2V. What is the name of this locality?
20	q2d	Region of this locality	discrete	numeric-20.0	1944	122	Q2D. In which region is it located?
21	q4	Religion	discrete	numeric-17.0	2030	36	Q4. What is your religion?
22	q4a	Other religion	discrete	character-23	25	278	Q4. What is your religion? "Other religion" => Specify
23	q5	Number of brothers	continuous	numeric-17.0	2066	0	Q5. How many brothers have you had in total?
24	q6	Number of sisters	continuous	numeric-17.0	2064	2	Q6. And how many sisters have you had in total?
25	q7	Are you the first born	discrete	numeric-17.0	2059	7	Q7. Are you the first-born of the family?

File rdc_qb_general							
#	Name	Label	Type	Format	Valid	Invalid	Question
26	q8	Did you father work when you were 15 years old	discrete	numeric-26.0	2022	44	Q8. Did your father work when you were 15 years old?
27	q9	When you were 15, he was	discrete	numeric-40.0	1687	379	Q9. When you were 15, would you say he was:
28	q10	What was your father's level education	discrete	numeric-25.0	1942	124	Q10. What was your father's level of education?
29	q11_1	Father nationality 1	discrete	numeric-40.0	2063	3	Q11. What was or were his nationalities? First nationality
30	q11_2	Father nationality 2	discrete	numeric-40.0	16	2050	Q11. What was or were his nationalities? Second nationality
31	q12	Is he alive	discrete	numeric-17.0	2058	8	Q12. Is he alive?
32	q12a	Year of father death	discrete	numeric-17.0	1103	963	Q12A. In which year did he die?
33	q13_1	Mother nationality 1	discrete	numeric-40.0	2065	1	Q13. And what was or were your mother's nationalities? First nationality
34	q13_2	Mother nationality 2	discrete	numeric-40.0	18	2048	Q13. And what was or were your mother's nationalities? Second nationality
35	q14	Is she alive	discrete	numeric-17.0	2059	7	Q14. Is she alive?
36	q14a	Year of mother death	discrete	numeric-17.0	760	1306	Q14A. In which year did she die?
37	q17p	Has your father already lived for at least a year abroad	discrete	numeric-17.0	2064	2	Q17P. Has your father already lived for at least a year outside DR Congo?
38	q17m	Has your mother already lived for at least a year abroad	discrete	numeric-17.0	2066	0	Q17M. And has your mother already lived for at least a year outside DR Congo?
39	q17f	Has your brother(s) already lived for at least a year abroad	discrete	numeric-17.0	2066	0	Q17F. And one or several of your brothers, have they already lived for at least a year outside DR Congo?
40	q17nf	How many brothers already lived for at least a year abroad	continuous	numeric-8.0	1888	178	Q17nF. How many?
41	q17s	Has your sister(s) already lived for at least a year abroad	discrete	numeric-17.0	2066	0	Q17S. And one or several of your sisters?
42	q17ns	How many sisters already lived for at least a year abroad	continuous	numeric-8.0	1856	210	Q17nS. How many?
43	q17c	Has your (previous) partner already lived for at least a year abroad	discrete	numeric-17.0	2066	0	Q17C. And one of your partners or previous partners, have they already lived for at least a year outside DR Congo?
44	q17nc	How many (previous) partners already lived for at least a year abroad	continuous	numeric-17.0	1943	123	Q17nC. How many?
45	q17e	Has your child(ren) already lived for at least a year abroad	discrete	numeric-17.0	2066	0	Q17E. And one or several of the children you mentioned?
46	q17ne	How many children already lived for at least a year abroad	continuous	numeric-8.0	1948	118	Q17nE. How many?
47	q17a	Has other relative/friend already lived for at least a year abroad	discrete	numeric-17.0	2065	1	Q17A. And other relatives or close friends you could count on, or could

File rdc_qb_general							
#	Name	Label	Type	Format	Valid	Invalid	Question
							have counted on to take you in, or help you to migrate out of DR Congo?
48	q17na	How many other relatives/ friends already lived for at least a year abroad	continuous	numeric-8.0	1887	179	Q17nA. How many?
49	q17t	Total	continuous	numeric-8.0	2066	0	Q17T. Total:
50	q100	Number of partnerships	continuous	numeric-17.0	2066	0	100. You have had __ relationships.
51	q200	Number of children	continuous	numeric-17.0	2066	0	200.
52	q300	Number of houses	continuous	numeric-17.0	2066	0	300. YOU HAVE THUS LIVED IN __ HOUSES.
53	q18	Which is the last school year you attended	discrete	numeric-19.0	2061	5	Q18. Let's talk about your studies: Which is the last school year you attended?
54	q19	Do you have a diploma	discrete	numeric-17.0	1792	274	Q19. Do you have a diploma?
55	q19d	Which is the highest diploma you have attained	discrete	character-67	1604	1	Q19D. Which is the highest diploma you have attained? Plain text answer
56	q19d_c1	Highest diploma level 1	discrete	numeric-37.0	1604	462	Q19D. Which is the highest diploma you have attained? Recoded diploma 1
57	q19d_c2	Highest diploma level 2	discrete	numeric-40.0	1604	462	Q19D. Which is the highest diploma you have attained? Recoded diploma 2
58	q19e	In which discipline	discrete	character-58	1487	118	Q19E. In which discipline? Plain text answer
59	q19e_c1	Study field level 1	discrete	numeric-39.0	1483	583	Q19E. In which discipline? Recoded discipline 1
60	q19e_c2	Study field level 2	discrete	numeric-40.0	1483	583	Q19E. In which discipline? Recoded discipline 2
61	q19e_c3	Study field level 3	discrete	numeric-40.0	1483	583	Q19E. In which discipline? Recoded discipline 3
62	q19y	In what year did you receive this diploma	discrete	numeric-17.0	1589	477	Q19Y. In what year did you receive this diploma?
63	q400	Number of activite/inactivite periods	continuous	numeric-17.0	2066	0	400.
64	q20pa	Current plots of land	continuous	numeric-17.0	2066	0	1. Are you CURRENTLY owner, in DR Congo or elsewhere... ..of one or several plots of land (agricultural land, building plot, or under construction)
65	q20la	Current house units	continuous	numeric-17.0	2066	0	1. Are you CURRENTLY owner, in DR Congo or elsewhere... ..of one or several house units (house, apartment...)
66	q20ca	Current business, venture, commercial premises	continuous	numeric-17.0	2066	0	1. Are you CURRENTLY owner, in DR Congo or elsewhere... ..of a business, venture, commercial premises even on a rental basis (shop, workshop, taxis...)
67	q20ta	Total current	continuous	numeric-17.0	2066	0	Total (current)
68	q20pp	Past plots of land	continuous	numeric-17.0	2066	0	2. And IN THE PAST, have you been owner, in DR Congo or elsewhere... ..of plots that you don't own anymore?
69	q20lp	Past house units	continuous	numeric-17.0	2066	0	2. And IN THE PAST, have you been owner, in DR Congo or elsewhere... ..of house units that you don't own anymore?

File rdc_qb_general							
#	Name	Label	Type	Format	Valid	Invalid	Question
70	q20cp	Past business, venture, commercial premises	continuous	numeric-17.0	2066	0	2. And IN THE PAST, have you been owner, in DR Congo or elsewhere... ..of a business, a venture, commercial premises even on a rental basis that you don't own anymore?
71	q20tp	Total past	continuous	numeric-17.0	2066	0	Total (past)
72	q20tot	Total current and past assets	continuous	numeric-17.0	2066	0	Total (all)
73	q21	Money transfers	discrete	numeric-17.0	2062	4	Q21. Have there been periods at any time of your life during which you used to send regularly money to somebody who was living in a different country from the one where you were at the time (for example, from DR Congo to Belgium, from the UK to DR Congo, from Belgium to the UK...)?
74	q22	International migration attempts	discrete	numeric-17.0	2061	5	Q22. We have already talked about the places where you lived for at least one year. But have you ever undertaken concrete steps in order to leave and settle in a different country, without, however, having so far been successful in getting there?
75	q22p_1	1st country EGO wanted to go	discrete	numeric-40.0	193	1873	q22p_1 question details
76	q22p_2	2nd country EGO wanted to go	discrete	numeric-40.0	30	2036	q22p_2 question details
77	q22p_3	3rd country EGO wanted to go	discrete	numeric-40.0	7	2059	q22p_3 question details
78	q22p_4	4th country EGO wanted to go	discrete	numeric-40.0	1	2065	q22p_4 question details
79	q800	Number of migration attempts	continuous	numeric-17.0	2066	0	800. I WOULD LIKE TO ASK YOU SOME MORE QUESTIONS ABOUT THE COUNTRIES TO WHICH YOU WOULD HAVE LIKED TO GO, BUT YOUR MIGRATION PLANS HAVE NOT (OR NOT YET) BEEN REALIZED.
80	q23	Stay of less than a year abroad	discrete	numeric-17.0	2054	12	Q23. And have you already stayed for periods of less than a year outside DR Congo (but spending at least one night there)? This can also be a country where you have lived for a longer period at another time in your life.
81	q23p_1	1st country EGO stayed less than a year	discrete	numeric-40.0	620	1446	Q23. And have you already stayed for periods of less than a year outside DR Congo (but spending at least one night there)? This can also be a country where you have lived for a longer period at another time in your life. If "Yes" => In which countries have you stayed? First answer
82	q23p_2	2nd country EGO stayed less than a year	discrete	numeric-40.0	331	1735	Q23. And have you already stayed for periods of less than a year outside DR Congo (but spending at least one night there)? This can also be a country where you have lived for a longer period at another time in your life. If "Yes" =>

File rdc_qb_general							
#	Name	Label	Type	Format	Valid	Invalid	Question
							In which countries have you stayed? Second answer
83	q23p_3	3rd country EGO stayed less than a year	discrete	numeric-40.0	218	1848	Q23. And have you already stayed for periods of less than a year outside DR Congo (but spending at least one night there)? This can also be a country where you have lived for a longer period at another time in your life. If "Yes" => In which countries have you stayed? Third answer
84	q23p_4	4th country EGO stayed less than a year	discrete	numeric-40.0	146	1920	Q23. And have you already stayed for periods of less than a year outside DR Congo (but spending at least one night there)? This can also be a country where you have lived for a longer period at another time in your life. If "Yes" => In which countries have you stayed? Fourth answer
85	q23p_5	5th country EGO stayed less than a year	discrete	numeric-40.0	102	1964	Q23. And have you already stayed for periods of less than a year outside DR Congo (but spending at least one night there)? This can also be a country where you have lived for a longer period at another time in your life. If "Yes" => In which countries have you stayed? Fifth answer
86	q23p_6	6th country EGO stayed less than a year	discrete	numeric-40.0	73	1993	Q23. And have you already stayed for periods of less than a year outside DR Congo (but spending at least one night there)? This can also be a country where you have lived for a longer period at another time in your life. If "Yes" => In which countries have you stayed? Sixth answer
87	q23p_7	7th country EGO stayed less than a year	discrete	numeric-40.0	55	2011	Q23. And have you already stayed for periods of less than a year outside DR Congo (but spending at least one night there)? This can also be a country where you have lived for a longer period at another time in your life. If "Yes" => In which countries have you stayed? Seventh answer
88	q23p_8	8th country EGO stayed less than a year	discrete	numeric-40.0	42	2024	Q23. And have you already stayed for periods of less than a year outside DR Congo (but spending at least one night there)? This can also be a country where you have lived for a longer period at another time in your life. If "Yes" => In which countries have you stayed? Eighth answer
89	q23p_9	9th country EGO stayed less than a year	discrete	numeric-40.0	31	2035	Q23. And have you already stayed for periods of less than a year outside DR Congo (but spending at least one night there)? This can also be a country where you have lived for a longer period at another time in your life. If "Yes" => In which countries have you stayed? Ninth answer
90	q23p_10	10th country EGO stayed less than a year	discrete	numeric-40.0	24	2042	Q23. And have you already stayed for periods of less than a year outside DR Congo (but spending at least one night

File rdc_qb_general							
#	Name	Label	Type	Format	Valid	Invalid	Question
							there)? This can also be a country where you have lived for a longer period at another time in your life. If "Yes" => In which countries have you stayed? Tenth answer
91	q23p_11	11th country EGO stayed less than a year	discrete	numeric-40.0	19	2047	Q23. And have you already stayed for periods of less than a year outside DR Congo (but spending at least one night there)? This can also be a country where you have lived for a longer period at another time in your life. If "Yes" => In which countries have you stayed? Eleventh answer
92	q23p_12	12th country EGO stayed less than a year	discrete	numeric-40.0	14	2052	Q23. And have you already stayed for periods of less than a year outside DR Congo (but spending at least one night there)? This can also be a country where you have lived for a longer period at another time in your life. If "Yes" => In which countries have you stayed? Twelfth answer
93	q23p_13	13th country EGO stayed less than a year	discrete	numeric-40.0	12	2054	Q23. And have you already stayed for periods of less than a year outside DR Congo (but spending at least one night there)? This can also be a country where you have lived for a longer period at another time in your life. If "Yes" => In which countries have you stayed? Thirteenth answer
94	q23p_14	14th country EGO stayed less than a year	discrete	numeric-40.0	8	2058	Q23. And have you already stayed for periods of less than a year outside DR Congo (but spending at least one night there)? This can also be a country where you have lived for a longer period at another time in your life. If "Yes" => In which countries have you stayed? Fourteenth answer
95	q23p_15	15th country EGO stayed less than a year	discrete	numeric-40.0	6	2060	Q23. And have you already stayed for periods of less than a year outside DR Congo (but spending at least one night there)? This can also be a country where you have lived for a longer period at another time in your life. If "Yes" => In which countries have you stayed? Fifteenth answer
96	q23p_16	16th country EGO stayed less than a year	discrete	numeric-40.0	5	2061	Q23. And have you already stayed for periods of less than a year outside DR Congo (but spending at least one night there)? This can also be a country where you have lived for a longer period at another time in your life. If "Yes" => In which countries have you stayed? Sixteenth answer
97	q600t	Number of transit stays	continuous	numeric-17.0	2066	0	600T.
98	q600i	Number of set stays	continuous	numeric-8.0	2066	0	600I.
99	q600m	Number of long stays	continuous	numeric-8.0	2066	0	600M.
100	q600tot	Total number of stays	continuous	numeric-8.0	2066	0	600TOT. Total:
101	q24	Contribution to associations	discrete	numeric-17.0	1925	141	Q24. In the time that you spent abroad, were you at any time paying

File rdc_qb_general							
#	Name	Label	Type	Format	Valid	Invalid	Question
							contributions or membership fees to one or more associations (including religious organisations) that finance projects in DR Congo or support Congolese migrants in Europe?
102	q25	Did you seek asylum	discrete	numeric-17.0	1925	141	Q25. Over the years that you lived outside DR Congo, did you seek asylum?
103	q700s	Number of short returns	continuous	numeric-17.0	2066	0	700S.
104	q700r	Number of long returns	continuous	numeric-17.0	2066	0	700R.
105	q700t	Total number of returns	continuous	numeric-12.0	2066	0	700TOT. Total:
106	remarques	Remarks	discrete	character-244	1657	-	Would you like to make any comments or give us your opinion about this questionnaire or this study?
107	h_fin	Hour of the end of the interview	discrete	character-8	2045	0	END TIME:
108	e1	This person was	discrete	numeric-33.0	2049	17	E1. This person was:
109	e1a	For what reason was she/he reluctant	discrete	character-244	108	-	E1A. For what reasons was he/she reluctant to participate? And which arguments enabled you to convince him/her in the end?
110	e2	The reception by the respondent was	discrete	numeric-40.0	2038	28	E2. The reception by the respondent was:
111	e2r	On which questions the respondent was reluctant	discrete	character-104	87	-	E2R. Which ones?
112	e2a	Specify the "Other" (e2)	discrete	character-191	17	-	E2. The reception by the respondent was: If "Other" => Specify
113	e3_1	1st language used in the interview	discrete	numeric-17.0	1	2065	E3. In what language(s) did you conduct the interview?
114	e3a	Other language used in the interview	discrete	character-26	114	10	E3. In what language(s) did you conduct the interview? If "Other" => Specify
115	e4	Were any other person present during the interview	discrete	numeric-17.0	2042	24	E4. And were any other person(s) present during the interview?
116	e4i	Did you have the impression she/he influenced the answers	discrete	numeric-40.0	413	1653	E4I. Did you have the impression that this presence influenced the respondent in his/her answers?
117	e4q	On which questions the respondent was influenced	discrete	character-134	314	-	E4Q. Which ones (specify the nb of the questions)?
118	e5	Where there any interruptions	discrete	numeric-17.0	2039	27	E5. Were there any interruptions?
119	e5a	Specify (interruptions)	discrete	character-142	476	-	E5A. Specify
120	e6	Was the respondent's general comprehension of the questions...	discrete	numeric-28.0	2046	20	E6. According to you, was the respondent's general comprehension of the questions:
121	e7	Did the respondent have problems answering certain questions	discrete	numeric-17.0	2041	25	E7. And did the respondent have problems answering certain questions?
122	e7d	On which questions the respondent had problems	discrete	character-181	429	-	E7D. Which ones? N°
123	e8	Did the respondent refuse to answer certain questions	discrete	numeric-17.0	2045	21	E8. Did the respondent refuse to answer certain questions?

File rdc_qb_general							
#	Name	Label	Type	Format	Valid	Invalid	Question
124	e8r	On which questions the respondent refused to answer	discrete	character-116	333	-	E8R. Which ones? N°
125	e9	Did you give a gift to the interviewee	discrete	numeric-24.0	2037	29	E9. Did you give a gift to the interviewee?
126	q900	Number of personal network who have lived abroad	continuous	numeric-8.0	2066	0	900. Count in the AGEVEN the number of family or personal network members who have lived outside DR Congo __ and fill in one column per person (in principle, number equal to Q17TOT).
127	q1000	Number of returns	continuous	numeric-17.0	2066	0	1000. Count in the Ageven all returns (R1, R2, etc., and each AR) without including the returns to settle marked as "R INST": __
128	q1100	Number of stays abroad	continuous	numeric-17.0	2066	0	1100. Count in the Ageven the stays outside DR Congo marked VAC and AFF: __ ATTENTION: don't count those stays marked INST or TRANSIT
129	q1200	Number of nationality changes	continuous	numeric-17.0	2066	0	1200. Count in the Ageven the number of nationality changes: __
130	q1300	Number of sought asylum	continuous	numeric-17.0	2066	0	1300. Count in the Ageven the number of times ego sought asylum:
131	q1410	Number of residence status	continuous	numeric-17.0	2066	0	1410. Number of periods of residence status: __
132	q1510	Number of work permits	continuous	numeric-17.0	2066	0	1510. Number of periods of work permits: __
133	q1600	Number of regular transfers	continuous	numeric-17.0	2066	0	1600. Count in the Ageven the periods of REGULAR TRANSFERS: __ and fill in one column for each period
134	q1700	Number of contributions to associations	continuous	numeric-17.0	2066	0	1700. Count in the Ageven the number of periods Ego paid CONTRIBUTIONS TO ASSOCIATIONS: __ and fill in one column for each period
135	statu_mig	Migration status	discrete	numeric-11.0	2066	0	-
136	migr_cur	Current migrant	discrete	numeric-17.0	2066	0	-
137	migr_ret	Return migrant	discrete	numeric-17.0	2066	0	-
138	migr_cjt	Migrant's spouse	discrete	numeric-17.0	2066	0	-
139	migr_no	No migrant	discrete	numeric-17.0	2066	0	-
140	flag_age	Less than 25 years and more than 75 years	discrete	numeric-17.0	2066	0	-
141	flag_arr_.	First migration in Europe before 18	discrete	numeric-17.0	758	1308	-
142	weight_eur	Weighting normalized on the 3 european countries	continuous	numeric-9.2	428	1638	-
143	weight_all	Weighting normalized on the 4 countries	continuous	numeric-9.2	2066	0	-
144	weight_c..	Weighting normalized by country	continuous	numeric-9.2	2066	0	-

File rdc_qb_union							
#	Name	Label	Type	Format	Valid	Invalid	Question

File rdc_qb_union							
#	Name	Label	Type	Format	Valid	Invalid	Question
1	ident	Biographic individual identifier	discrete	character-8	2425	0	-
2	id_country	Country of the survey	discrete	character-1	2425	0	-
3	n_menage	ID of the HH	continuous	numeric-10.0	1899	526	-
4	n_indiv	ID of the individual in the HH	continuous	numeric-10.0	1899	526	-
5	num_dr	DR number	continuous	numeric-10.0	1899	526	-
6	strata_a..	Strata - DR level	discrete	numeric-17.0	1876	549	-
7	strata_hh	Strata - household level	discrete	numeric-32.0	1876	549	-
8	strata_ind	Strata - individual level	discrete	numeric-21.0	1876	549	-
9	num_union	Number of the union	discrete	numeric-8.0	2083	342	-
10	id_uni	Union ID	discrete	character-11	2083	0	-
11	q1	Sex	discrete	numeric-17.0	2425	0	Q1. The respondent is:
12	q1a	Year of birth	discrete	numeric-17.0	2425	0	Q1A. To start with, and to help us to set a time scale, could you tell me in which year you were born (or your age as at last birthday)? Year of birth
13	age_survey	Age at survey	continuous	numeric-9.0	2425	0	Q1A. To start with, and to help us to set a time scale, could you tell me in which year you were born (or your age as at last birthday)? Age
14	q101	No of partner/spouse	continuous	numeric-8.0	2083	342	101. No. of the partner/spouse
15	q102d	Start year of the relationship	discrete	numeric-17.0	2079	346	102D - 102F. Start and end years of the relationship Start
16	q102f	End year of the relationship	discrete	numeric-17.0	647	1778	102D - 102F. Start and end years of the relationship End
17	q103	Type of dissolution	discrete	numeric-21.0	637	1788	103. Type of dissolution
18	q104	Did you marry her/him	discrete	numeric-17.0	2083	342	104. Did you marry him/her?
19	q105	In which year did you get married	discrete	numeric-17.0	1417	1008	105. In which year did you get married?
20	q106	At the beginning of this relationship she/he was	discrete	numeric-28.0	2074	351	106. At the beginning of this relationship, your partner/spouse was
21	q107	Country of partner/spouse	discrete	numeric-40.0	2077	348	107. In which country was he/she born?
22	q108u_1	At the beginning of your relationship what was her/his 1st nationality	discrete	numeric-40.0	2075	350	108. At the beginning of your relationship, what was/were his or her nationalities? 1st nationality
23	q108u_2	At the beginning of your relationship what was her/his 2nd nationality	discrete	numeric-40.0	4	2421	108. At the beginning of your relationship, what was/were his or her nationalities? 2nd nationality
24	q109	What was her/his level of education at this time	discrete	numeric-40.0	1977	448	109. What was his/her level of education at that time?
25	q110	Was your partner/spouse primarily...	discrete	numeric-40.0	2059	366	110. At the beginning of your relationship, was your partner/spouse primarily:
26	q111	Was she/he	discrete	numeric-40.0	1036	1389	111. Was he/she:
27	q18	Which is the last school year you attended	discrete	numeric-19.0	2420	5	Q18. Let's talk about your studies: Which is the last school year you attended?

File rdc_qb_union							
#	Name	Label	Type	Format	Valid	Invalid	Question
28	flag_age	Less than 25 years and more than 75 years	discrete	numeric-17.0	2425	0	-
29	flag_arr_..	First migration in Europe before 18	discrete	numeric-17.0	929	1496	-
30	weight_eur	Weighting normalized on the 3 european countries	continuous	numeric-9.2	526	1899	-
31	weight_all	Weighting normalized on the 4 countries	continuous	numeric-9.2	2425	0	-
32	weight_c_..	Weighting normalized by country	continuous	numeric-9.2	2425	0	-

File rdc_qb_children							
#	Name	Label	Type	Format	Valid	Invalid	Question
1	ident	Biographic individual identifier	discrete	character-8	7887	0	-
2	id_country	Country of the survey	discrete	character-1	7887	0	-
3	n_menage	ID of the HH	continuous	numeric-10.0	6589	1298	-
4	n_indiv	ID of the individual in the HH	continuous	numeric-10.0	6589	1298	-
5	num_dr	DR number	continuous	numeric-10.0	6589	1298	-
6	strata_a_..	Strata - DR level	discrete	numeric-17.0	6515	1372	-
7	strata_hh	Strata - household level	discrete	numeric-32.0	6515	1372	-
8	strata_ind	Strata - individual level	discrete	numeric-21.0	6515	1372	-
9	num_enf	Children number	discrete	numeric-8.0	7522	365	-
10	id_enf	Children ID	discrete	character-12	7522	0	-
11	q1	Sex	discrete	numeric-17.0	7887	0	Q1. The respondent is:
12	q1a	Year of birth	discrete	numeric-17.0	7887	0	Q1A. To start with, and to help us to set a time scale, could you tell me in which year you were born (or your age as at last birthday)? Year of birth
13	age_survey	Age at survey	continuous	numeric-9.0	7887	0	Q1A. To start with, and to help us to set a time scale, could you tell me in which year you were born (or your age as at last birthday)? Age
14	q201n	Year of birth (child)	discrete	numeric-17.0	7466	421	201N - 201D. Year of birth and possibly year of death Year of birth
15	q201d	Year of death (child)	discrete	numeric-17.0	457	7430	201N - 201D. Year of birth and possibly year of death Year of death
16	q201e	Year when child started living with Ego	discrete	numeric-17.0	442	7445	201S - 201E. Year when child started (first time) and stopped (last time) living with Ego First time
17	q201f	Year when child stopped living with Ego	discrete	numeric-17.0	65	7822	201S - 201E. Year when child started (first time) and stopped (last time) living with Ego Last time
18	q202	Number of child	discrete	numeric-17.0	7516	371	202. No. of child
19	q203	Number of the relationship in which the child was born	discrete	numeric-10.0	6991	896	203. Number of the relationship in which the child was born

File rdc_qb_children							
#	Name	Label	Type	Format	Valid	Invalid	Question
20	q204	Is this child a girl or a boy	discrete	numeric-17.0	7511	376	204. Is this child a girl or a boy?
21	q205	Country of birth (child)	discrete	numeric-40.0	7506	381	205. In which country was he/she born?
22	q206_1	What is/are her/his nationality/ies: 1st nationality	discrete	numeric-40.0	7509	378	206. What is/are his/her nationality/ies: First nationality
23	q206_2	What is/are her/his nationality/ies: 2nd nationality	discrete	numeric-40.0	167	7720	206. What is/are his/her nationality/ies: Second nationality
24	q207	What is the child's relationship to you	discrete	numeric-21.0	253	7634	207. What is the child's relationship to you?
25	q207p	Specify the child's relationship to you	discrete	character-40	130	1	207. What is the child's relationship to you? Other => Specify
26	q18	Which is the last school year you attended	discrete	numeric-19.0	7867	20	Q18. Let's talk about your studies: Which is the last school year you attended?
27	flag_age	Less than 25 years and more than 75 years	discrete	numeric-17.0	7887	0	-
28	flag_arr_.	First migration in Europe before 18	discrete	numeric-17.0	2619	5268	-
29	weight_eur	Weighting normalized on the 3 european countries	continuous	numeric-9.2	1298	6589	-
30	weight_all	Weighting normalized on the 4 countries	continuous	numeric-9.2	7887	0	-
31	weight_c_.	Weighting normalized by country	continuous	numeric-9.2	7887	0	-

File rdc_qb_house							
#	Name	Label	Type	Format	Valid	Invalid	Question
1	ident	Biographic individual identifier	discrete	character-8	10361	0	-
2	id_country	Country of the survey	discrete	character-1	10361	0	-
3	n_menage	ID of the HH	continuous	numeric-10.0	7484	2877	-
4	n_indiv	ID of the individual in the HH	continuous	numeric-10.0	7484	2877	-
5	num_dr	DR number	continuous	numeric-10.0	7484	2877	-
6	strata_a_.	Strata - DR level	discrete	numeric-17.0	7369	2992	-
7	strata_hh	Strata - household level	discrete	numeric-32.0	7369	2992	-
8	strata_ind	Strata - individual level	discrete	numeric-21.0	7369	2992	-
9	num_log	House number	discrete	numeric-8.0	10361	0	-
10	q1	Sex	discrete	numeric-17.0	10361	0	Q1. The respondent is:
11	q1a	Year of birth	discrete	numeric-17.0	10361	0	Q1A. To start with, and to help us to set a time scale, could you tell me in which year you were born (or your age as at last birthday)? Year of birth
12	age_survey	Age at survey	continuous	numeric-9.0	10361	0	Q1A. To start with, and to help us to set a time scale, could you tell me in which year you were born (or your age as at last birthday)? Age

File rdc_qb_house							
#	Name	Label	Type	Format	Valid	Invalid	Question
13	q301d	Year of arrival in the house	discrete	numeric-17.0	10361	0	301D - 301F. Years of arrival in and departure from the house Year of arrival
14	q301f	Year of departure from the house	discrete	numeric-17.0	8293	2068	301D - 301F. Years of arrival in and departure from the house Year of departure
15	q302	Country	discrete	numeric-40.0	10361	0	302. Name of the COUNTRY
16	q303	Name of the town/village	discrete	character-26	8669	1692	303. You lived then in "name of the TOWN or VILLAGE"
17	q304	District of the town/village	discrete	numeric-20.0	8481	1880	304. In which district is this town/village located?
18	q305	In which neighbourhood did you live	discrete	character-20	4668	1824	305. In which neighbourhood did you live?
19	q306	What is the region or province where you lived called	discrete	numeric-19.0	1122	9239	306. What is the region or province where you lived called?
20	q307	When you arrived in this house you lived	discrete	character-26	10332	29	307. When you arrived in this house you lived... Multiple answers
21	q307_0	When you arrived in this house you lived: Alone	discrete	numeric-17.0	10361	0	307. When you arrived in this house you lived... Alone
22	q307_1	When you arrived in this house you lived: With father	discrete	numeric-17.0	10361	0	307. When you arrived in this house you lived... With your father
23	q307_2	When you arrived in this house you lived: With mother	discrete	numeric-17.0	10361	0	307. When you arrived in this house you lived... With your mother
24	q307_3	When you arrived in this house you lived: With partner(s)	discrete	numeric-17.0	10361	0	307. When you arrived in this house you lived... With your partner(s)/spouse(s)
25	q307_4	When you arrived in this house you lived: With brother(s)	discrete	numeric-17.0	10361	0	307. When you arrived in this house you lived... With one or several brothers
26	q307_5	When you arrived in this house you lived: With sister(s)	discrete	numeric-17.0	10361	0	307. When you arrived in this house you lived... With one or several sisters
27	q307_6	When you arrived in this house you lived: With son(s)	discrete	numeric-17.0	10361	0	307. When you arrived in this house you lived... With your son(s)
28	q307_7	When you arrived in this house you lived: With daughter(s)	discrete	numeric-17.0	10361	0	307. When you arrived in this house you lived... With your daughter(s)
29	q307_8	When you arrived in this house you lived: With another parent	discrete	numeric-17.0	10361	0	307. When you arrived in this house you lived... With another relative
30	q307_9	When you arrived in this house you lived: With friend(s)	discrete	numeric-17.0	10361	0	307. When you arrived in this house you lived... With one or several friends
31	q307_10	When you arrived in this house you lived: With other	discrete	numeric-17.0	10361	0	307. When you arrived in this house you lived... Other
32	q307_NR	When you arrived in this house you lived: With ... no answer	discrete	numeric-17.0	10361	0	307. When you arrived in this house you lived... No answer
33	q307_a	Specify the other relative	discrete	character-86	2585	6	307. When you arrived in this house you lived... With another relative => Specify

File rdc_qb_house							
#	Name	Label	Type	Format	Valid	Invalid	Question
34	q307_b	Specify the other person	discrete	character-76	526	1	307. When you arrived in this house you lived... Other => Specify
35	q308	Who was at the that time the head of the HH	discrete	numeric-25.0	9496	865	308. Who was at that time (when you arrived) the head of household?
36	q309	And you were yourself	discrete	numeric-40.0	10345	16	309. And you were yourself:
37	q309p	Specify q309	discrete	character-87	122	2840	309. And you were yourself: Other => Specify
38	q310	You were housed by	discrete	numeric-40.0	7037	3324	310. You were housed by...
39	q310_a	Specify the other who housed you	discrete	character-50	431	2758	310. You were housed by... Other => Specify
40	q311	What type of accommodation did you have	discrete	numeric-39.0	10312	49	311. What type of accommodation did you have?
41	q311_a	Specify the other type of accommodation	discrete	character-50	129	2798	311. What type of accommodation did you have? Other => Specify
42	q312	When you lived in this room/ house, the financial situation was	discrete	numeric-21.0	10310	51	312. When you lived in this room/ house: on average, would you say that the financial situation of the household regarding the purchase of basic goods was...
43	q313	Would you say that your living conditions were	discrete	numeric-17.0	10273	88	313. And relative to other people from the village/town/city where you were living, on average, would you say that your living conditions were...
44	q18	Which is the last school year you attended	discrete	numeric-19.0	10343	18	Q18. Let's talk about your studies: Which is the last school year you attended?
45	flag_age	Less than 25 years and more than 75 years	discrete	numeric-17.0	10361	0	-
46	flag_arr_..	First migration in Europe before 18	discrete	numeric-17.0	4821	5540	-
47	weight_eur	Weighting normalized on the 3 european countries	continuous	numeric-9.2	2877	7484	-
48	weight_all	Weighting normalized on the 4 countries	continuous	numeric-9.2	10361	0	-
49	weight_c_..	Weighting normalized by country	continuous	numeric-9.2	10361	0	-

File rdc_qb_activity							
#	Name	Label	Type	Format	Valid	Invalid	Question
1	ident	Biographic individual identifier	discrete	character-8	9906	0	-
2	id_country	Country of the survey	discrete	character-1	9906	0	-
3	n_menage	ID of the HH	continuous	numeric-10.0	7082	2824	-
4	n_indiv	ID of the individual in the HH	continuous	numeric-10.0	7082	2824	-
5	num_dr	DR number	continuous	numeric-10.0	7082	2824	-
6	strata_a_..	Strata - DR level	discrete	numeric-17.0	6971	2935	-
7	strata_hh	Strata - household level	discrete	numeric-32.0	6971	2935	-

File rdc_qb_activity							
#	Name	Label	Type	Format	Valid	Invalid	Question
8	strata_ind	Strata - individual level	discrete	numeric-21.0	6971	2935	-
9	num_per	Period number	discrete	numeric-8.0	9906	0	-
10	q1	Sex	discrete	numeric-17.0	9906	0	Q1. The respondent is:
11	q1a	Year of birth	discrete	numeric-17.0	9906	0	Q1A. To start with, and to help us to set a time scale, could you tell me in which year you were born (or your age as at last birthday)? Year of birth
12	age_survey	Age at survey	continuous	numeric-9.0	9906	0	Q1A. To start with, and to help us to set a time scale, could you tell me in which year you were born (or your age as at last birthday)? Age
13	q18	Which is the last school year you attended	discrete	numeric-19.0	9887	19	Q18. Let's talk about your studies: Which is the last school year you attended?
14	q401d	Start year	discrete	numeric-17.0	9906	0	401D - 401F. Start and end years Start year
15	q401f	End year	discrete	numeric-17.0	7841	2065	401D - 401F. Start and end years End year
16	q402	During this period you were primarily	discrete	numeric-19.0	9904	2	402. During this period, you were primarily:
17	q402_a	Specify what you were	discrete	character-50	309	95	402. During this period, you were primarily: Other inactive => Specify
18	q403	Profession in plain text	discrete	character-101	4180	-	403. What was your exact occupation during this period? What were your tasks? Plain text answer
19	q403_c	What was your exact occupation during this period: 1st activity	discrete	numeric-40.0	4089	5817	403. What was your exact occupation during this period? What were your tasks? 1st activity
20	q404	Were you	discrete	numeric-40.0	4101	5805	404. Were you...
21	q405	Who was your employer	discrete	numeric-40.0	2003	7903	405. Who was your employer?
22	q406	Would you say that during this period you had enough to live	discrete	numeric-17.0	9823	83	406. All-in-all would you say that during this period you had enough to live on from day-to-day?
23	q407	During this period did you receive	discrete	character-8	9444	462	407. At one moment or another during this period, did you receive... Multiple answers
24	q407_0	During this period did you receive: No earning	discrete	numeric-17.0	9906	0	407. At one moment or another during this period, did you receive... No earning
25	q407_1	During this period did you receive: Wage, income from main activity	discrete	numeric-17.0	9906	0	407. At one moment or another during this period, did you receive... A wage, income from your main activity
26	q407_2	During this period did you receive: Income from moonlighting	discrete	numeric-17.0	9906	0	407. At one moment or another during this period, did you receive... Income from a secondary activity, e.g. moonlighting, small jobs, occasional employment
27	q407_3	During this period did you receive: Unemployment benefit	discrete	numeric-17.0	9906	0	407. At one moment or another during this period, did you receive... An unemployment benefit
28	q407_4	During this period did you receive: Retirement/	discrete	numeric-17.0	9906	0	407. At one moment or another during this period, did you receive... A

File rdc_qb_activity							
#	Name	Label	Type	Format	Valid	Invalid	Question
		disability/other type of pension					retirement pension, disability pension, other type of pension
29	q407_5	During this period did you receive: Social benefit	discrete	numeric-17.0	9906	0	407. At one moment or another during this period, did you receive... Social benefits (family allowances, welfare benefits)
30	q407_6	During this period did you receive: Scholarship	discrete	numeric-17.0	9906	0	407. At one moment or another during this period, did you receive... A scholarship
31	q407_7	During this period did you receive: Income from rents, interests or other	discrete	numeric-17.0	9906	0	407. At one moment or another during this period, did you receive... Income from rents, interest or other capital income
32	q407_8	During this period did you receive: Other resources	discrete	numeric-17.0	9906	0	407. At one moment or another during this period, did you receive... Other resources
33	q407_9	During this period did you receive: Transfers from abroad	discrete	numeric-16.0	9906	0	407. At one moment or another during this period, did you receive... Transfers from abroad
34	q407_NR	During this period did you receive: No answer	discrete	numeric-17.0	9906	0	407. At one moment or another during this period, did you receive... No answer
35	q407_a	Specify the other resources	discrete	character-76	469	44	407. At one moment or another during this period, did you receive... Other resources => Specify
36	q408	Amount per month	continuous	numeric-17.2	4509	5397	408. Taking into account all your income sources: what approximate amount of money did you personally have at your disposal per month at the end of this time period, after tax? Amount
37	q408_dev	Currency	discrete	numeric-17.0	4508	5398	408. Taking into account all your income sources: what approximate amount of money did you personally have at your disposal per month at the end of this time period, after tax? Currency
38	q408_dev_a	Other currency	discrete	character-26	905	0	408. Taking into account all your income sources: what approximate amount of money did you personally have at your disposal per month at the end of this time period, after tax? Other currency
39	isco	ISCO codification	continuous	numeric-9.0	4166	5740	-
40	isei	ISEI codification	continuous	numeric-9.0	4166	5740	-
41	flag_age	Less than 25 years and more than 75 years	discrete	numeric-17.0	9906	0	-
42	flag_arr_.	First migration in Europe before 18	discrete	numeric-17.0	4702	5204	-
43	weight_eur	Weighting normalized on the 3 european countries	continuous	numeric-9.2	2824	7082	-
44	weight_all	Weighting normalized on the 4 countries	continuous	numeric-9.2	9906	0	-
45	weight_c_.	Weighting normalized by country	continuous	numeric-9.2	9906	0	-

File rdc_qb_assets							
#	Name	Label	Type	Format	Valid	Invalid	Question
1	ident	Biographic individual identifier	discrete	character-8	2884	0	-
2	id_country	Country of the survey	discrete	character-1	2884	0	-
3	n_menage	ID of the HH	continuous	numeric-10.0	2199	685	-
4	n_indiv	ID of the individual in the HH	continuous	numeric-10.0	2199	685	-
5	num_dr	DR number	continuous	numeric-10.0	2199	685	-
6	strata_a...	Strata - DR level	discrete	numeric-17.0	2173	711	-
7	strata_hh	Strata - household level	discrete	numeric-32.0	2173	711	-
8	strata_ind	Strata - individual level	discrete	numeric-21.0	2173	711	-
9	num_prop	Asset number	discrete	numeric-9.0	2884	0	-
10	q1	Sex	discrete	numeric-17.0	2884	0	Q1. The respondent is:
11	q1a	Year of birth	discrete	numeric-17.0	2884	0	Q1A. To start with, and to help us to set a time scale, could you tell me in which year you were born (or your age as at last birthday)? Year of birth
12	age_survey	Age at survey	continuous	numeric-9.0	2884	0	Q1A. To start with, and to help us to set a time scale, could you tell me in which year you were born (or your age as at last birthday)? Age
13	q18	Which is the last school year you attended	discrete	numeric-19.0	2878	6	Q18. Let's talk about your studies: Which is the last school year you attended?
14	q501d	Start year of ownership of this asset	discrete	numeric-17.0	1880	1004	501D. Since when are you the owner of this asset?
15	q501f	End year of ownership of this asset	discrete	numeric-17.0	546	2338	501F. And until when did you own this asset?
16	q502	You don't own this asset anymore because	discrete	numeric-40.0	535	2349	502. You don't own this asset anymore because
17	q502_a	Specify why you don't own this asset anymore	discrete	character-242	255	-	502. You don't own this asset anymore because For another reason? => Specify
18	q503	Is the asset we are talking	discrete	numeric-40.0	1882	1002	503. Is the asset we are talking about:
19	q504	This plot has been used	discrete	numeric-31.0	75	2809	504. Most of the time, this plot has been used...
20	q505	Did you own the plot before the construction of the house	discrete	numeric-17.0	499	2385	505. Did you own the plot before the construction of the house?
21	q506	Since when do you own the plot	discrete	numeric-17.0	161	2723	506. Since when?
22	q507	This asset has been	discrete	numeric-40.0	796	2088	507. Most of the time, this asset (house, shop, workshop...) has been:
23	q508	What is/was the activity performed	discrete	character-84	830	8	508. What is/was the activity performed?
24	q508c2	q508 recoded level 2	discrete	numeric-40.0	830	2054	-
25	q508c1	q508 recoded level 1	discrete	numeric-20.0	830	2054	-
26	q509	This asset has been operated or used	discrete	character-20	1231	12	509. This asset has been operated or used... Multiple answers
27	q509_0	Used by yourself	discrete	numeric-17.0	1243	1641	509. This asset has been operated or used... By yourself

File rdc_qb_assets							
#	Name	Label	Type	Format	Valid	Invalid	Question
28	q509_1	Used by father	discrete	numeric-17.0	1243	1641	509. This asset has been operated or used... By your father
29	q509_2	Used by mother	discrete	numeric-17.0	1243	1641	509. This asset has been operated or used... By your mother
30	q509_3	Used by partner(s)	discrete	numeric-17.0	1243	1641	509. This asset has been operated or used... By your partner(s)
31	q509_4	Used by brother(s)	discrete	numeric-17.0	1243	1641	509. This asset has been operated or used... By one or several brothers
32	q509_5	Used by sister(s)	discrete	numeric-17.0	1243	1641	509. This asset has been operated or used... By one or several sisters
33	q509_6	Used by son(s)	discrete	numeric-17.0	1243	1641	509. This asset has been operated or used... By one or several of your sons
34	q509_7	Used by daughter(s)	discrete	numeric-17.0	1243	1641	509. This asset has been operated or used... By one or several of your daughters
35	q509_8	Used by another relative	discrete	numeric-17.0	1243	1641	509. This asset has been operated or used... By another relative
36	q509_9	Used by friend(s)	discrete	numeric-17.0	1243	1641	509. This asset has been operated or used... By one or several friends
37	q509_10	Used by somebody else	discrete	numeric-17.0	1243	1641	509. This asset has been operated or used... By somebody else
38	q509_NR	Used by no answer	discrete	numeric-17.0	1243	1641	509. This asset has been operated or used... No answer
39	q509_a	Specify another relative	discrete	character-45	97	0	509. This asset has been operated or used... By another relative => Specify
40	q509_b	Specify somebody else	discrete	character-44	66	0	509. This asset has been operated or used... By somebody else => Specify
41	q510	Country of this asset	discrete	numeric-40.0	1882	1002	510. In which country is this asset located?
42	q511	Town/village of this asset	discrete	character-19	1761	67	511. In which town or village?
43	q512	Region/province/district of this asset	discrete	numeric-20.0	1749	1135	512. In which region / province / district?
44	q513	How did you obtain this asset	discrete	numeric-31.0	1853	1031	513. And how did you obtain this asset:
45	q514	You bought it/built it	discrete	character-7	1398	92	514. You bought it (or built it)... Multiple answers
46	q514_1	Bought it on a leasing/hire-purchase basis	discrete	numeric-17.0	1399	1485	514. You bought it (or built it)... On a leasing/hire-purchase basis
47	q514_2	Bought it from your personal savings	discrete	numeric-17.0	1399	1485	514. You bought it (or built it)... From your personal savings
48	q514_3	Bought it with a bank loan etc.	discrete	numeric-17.0	1399	1485	514. You bought it (or built it)... With a bank loan or a mutual insurance fund
49	q514_4	Bought it with the money from a tontine	discrete	numeric-17.0	1399	1485	514. You bought it (or built it)... With the money from a tontine
50	q514_5	Bought it with a government aid	discrete	numeric-17.0	1399	1485	514. You bought it (or built it)... With a government aid
51	q514_6	Bought it with a loan from a family member/friend	discrete	numeric-17.0	1399	1485	514. You bought it (or built it)... With a loan from a family member or a friend
52	q514_7	Bought it with a gift/inheritance	discrete	numeric-17.0	1399	1485	514. You bought it (or built it)... With a gift or the money from an inheritance

File rdc_qb_assets							
#	Name	Label	Type	Format	Valid	Invalid	Question
53	q514_8	Bought it differently	discrete	numeric-17.0	1399	1485	514. You bought it (or built it)... Differently
54	q514_NR	Bought it no answer	discrete	numeric-17.0	1399	1485	514. You bought it (or built it)... No answer
55	q514_a	Specify "bought it differently"	discrete	character-151	140	-	514. You bought it (or built it)... Differently => Specify
56	q515	The persons who have lent/ given you money to pay for this asset	discrete	character-8	156	30	515. The persons who have lent or given you money to pay for this asset, are they... Multiple answers
57	q515_1	Money from father	discrete	numeric-17.0	162	2722	515. The persons who have lent or given you money to pay for this asset, are they... Your father
58	q515_2	Money from mother	discrete	numeric-17.0	162	2722	515. The persons who have lent or given you money to pay for this asset, are they... Your mother
59	q515_3	Money from partner(s)	discrete	numeric-17.0	162	2722	515. The persons who have lent or given you money to pay for this asset, are they... Your partner(s)
60	q515_4	Money from brother(s)	discrete	numeric-17.0	162	2722	515. The persons who have lent or given you money to pay for this asset, are they... One or several brothers
61	q515_5	Money from sister(s)	discrete	numeric-17.0	162	2722	515. The persons who have lent or given you money to pay for this asset, are they... One or several sisters
62	q515_6	Money from son(s)	discrete	numeric-17.0	162	2722	515. The persons who have lent or given you money to pay for this asset, are they... One or several of your sons
63	q515_7	Money from daughter(s)	discrete	numeric-17.0	162	2722	515. The persons who have lent or given you money to pay for this asset, are they... One or several of your daughters
64	q515_8	Money from another parent(s)	discrete	numeric-17.0	162	2722	515. The persons who have lent or given you money to pay for this asset, are they... Another relative
65	q515_9	Money from friend(s)	discrete	numeric-17.0	162	2722	515. The persons who have lent or given you money to pay for this asset, are they... One or several friends
66	q515_10	Money from other	discrete	numeric-17.0	162	2722	515. The persons who have lent or given you money to pay for this asset, are they... Somebody else
67	q515_NR	Money from no answer	discrete	numeric-17.0	162	2722	515. The persons who have lent or given you money to pay for this asset, are they... No answer
68	q515_a	Money: specify another relative	discrete	character-15	4	104	515. The persons who have lent or given you money to pay for this asset, are they... Another relative => Specify
69	q515_b	Money: specify somebody else	discrete	character-70	5	92	515. The persons who have lent or given you money to pay for this asset, are they... Somebody else => Specify
70	q516	Are these persons of your family or personal network who live/lived abroad	discrete	numeric-17.0	128	2756	516. Are these persons of your family or personal network who live or who lived outside DR Congo and about whom we talked before?
71	q516_a	Migrant code 1	discrete	numeric-8.0	42	2842	516. Are these persons of your family or personal network who live or who lived

File rdc_qb_assets							
#	Name	Label	Type	Format	Valid	Invalid	Question
							outside DR Congo and about whom we talked before? Migrand code 1
72	q516_b	Migrant code 2	discrete	numeric-8.0	2	2882	516. Are these persons of your family or personal network who live or who lived outside DR Congo and about whom we talked before? Migrant code 2
73	flag_age	Less than 25 years and more than 75 years	discrete	numeric-17.0	2884	0	-
74	flag_arr_.	First migration in Europe before 18	discrete	numeric-17.0	1204	1680	-
75	weight_eur	Weighting normalized on the 3 european countries	continuous	numeric-9.2	685	2199	-
76	weight_all	Weighting normalized on the 4 countries	continuous	numeric-9.2	2884	0	-
77	weight_c_.	Weighting normalized by country	continuous	numeric-9.2	2884	0	-

File rdc_qb_mig_attempts							
#	Name	Label	Type	Format	Valid	Invalid	Question
1	ident	Biographic individual identifier	discrete	character-8	2107	0	-
2	id_country	Country of the survey	discrete	character-1	2107	0	-
3	n_menage	ID of the HH	continuous	numeric-10.0	1666	441	-
4	n_indiv	ID of the individual in the HH	continuous	numeric-10.0	1666	441	-
5	num_dr	DR number	continuous	numeric-10.0	1666	441	-
6	strata_a_.	Strata - DR level	discrete	numeric-17.0	1642	465	-
7	strata_hh	Strata - household level	discrete	numeric-32.0	1642	465	-
8	strata_ind	Strata - individual level	discrete	numeric-21.0	1642	465	-
9	num_tent	Migration attempt number	discrete	numeric-8.0	233	1874	-
10	q1	Sex	discrete	numeric-17.0	2107	0	Q1. The respondent is:
11	q1a	Year of birth	discrete	numeric-17.0	2107	0	Q1A. To start with, and to help us to set a time scale, could you tell me in which year you were born (or your age as at last birthday)? Year of birth
12	age_survey	Age at survey	continuous	numeric-9.0	2107	0	Q1A. To start with, and to help us to set a time scale, could you tell me in which year you were born (or your age as at last birthday)? Age
13	q18	Which is the last school year you attended	discrete	numeric-19.0	2102	5	Q18. Let's talk about your studies: Which is the last school year you attended?
14	q801d	Start year of the plans to migrate	discrete	numeric-17.0	233	1874	801D - 801F. Start and end years of the plans to migrate. Star year
15	q801f	End year of the plans to migrate	discrete	numeric-17.0	192	1915	801D - 801F. Start and end years of the plans to migrate. End year

File rdc_qb_mig_attempts							
#	Name	Label	Type	Format	Valid	Invalid	Question
16	q802	Country aimed for	discrete	numeric-40.0	233	1874	802. COUNTRY AIMED FOR: Note the name of the country to which Ego wanted to go.
17	q803	For what reasons did you want to leave the country	discrete	character-152	233	-	803. For what reasons did you want to leave the country where you were living at this time?
18	q803c2	Reasons of migration coded level 2	discrete	numeric-40.0	229	1878	-
19	q803c1	Reasons of migration coded level 1	discrete	numeric-40.0	229	1878	-
20	q804	For what reasons did you prefer to go to this country than another	discrete	character-124	233	-	804. For what reasons did you prefer to go to "country aimed for" rather than to another country?
21	q804c2	Reasons of the choice coded level 2	discrete	numeric-40.0	231	1876	-
22	q804c1	Reasons of the choice coded level 1	discrete	numeric-40.0	231	1876	-
23	q805	What precise steps have you undertaken to reach this country	discrete	character-8	230	3	805. What precise steps have you undertaken to reach "country aimed for"? Multiple answers
24	q805_1	Step: Applied for enrollment at a university	discrete	numeric-17.0	233	1874	805. What precise steps have you undertaken to reach "country aimed for"? Applied for enrollment at a university
25	q805_2	Step: Obtained a place at a university	discrete	numeric-17.0	233	1874	805. What precise steps have you undertaken to reach "country aimed for"? Obtained a place at a university
26	q805_3	Step: Applied for a scholarship	discrete	numeric-17.0	233	1874	805. What precise steps have you undertaken to reach "country aimed for"? Applied for a scholarship
27	q805_4	Step: Obtained a scholarship	discrete	numeric-17.0	233	1874	805. What precise steps have you undertaken to reach "country aimed for"? Obtained a scholarship
28	q805_5	Step: Requested a housing/ accomodation certificate	discrete	numeric-17.0	233	1874	805. What precise steps have you undertaken to reach "country aimed for"? Requested a housing certificate, an accomodation certificate
29	q805_6	Step: Obtained a housing/ accomodation certificate	discrete	numeric-17.0	233	1874	805. What precise steps have you undertaken to reach "country aimed for"? Obtained a housing certificate, an accomodation certificate
30	q805_7	Step: Applied for papers	discrete	numeric-17.0	233	1874	805. What precise steps have you undertaken to reach "country aimed for"? Applied for papers
31	q805_8	Step: Obtained papers	discrete	numeric-17.0	233	1874	805. What precise steps have you undertaken to reach "country aimed for"? Obtained papers
32	q805_9	Step: Saved money	discrete	numeric-17.0	233	1874	805. What precise steps have you undertaken to reach "country aimed for"? Saved money
33	q805_10	Step: Green Card lottery	discrete	numeric-17.0	233	1874	805. What precise steps have you undertaken to reach "country aimed for"? Participated in the Green Card lottery

File rdc_qb_mig_attempts							
#	Name	Label	Type	Format	Valid	Invalid	Question
34	q805_11	Step: Other	discrete	numeric-17.0	233	1874	805. What precise steps have you undertaken to reach "country aimed for"? Other
35	q805_NR	Steps: No answer	discrete	numeric-17.0	233	1874	805. What precise steps have you undertaken to reach "country aimed for"? No answer
36	q805_a	Specify applied papers	discrete	character-50	82	5	805. What precise steps have you undertaken to reach "country aimed for"? Applied for papers => Specify which ones
37	q805_b	Specify obtained papers	discrete	character-41	15	14	805. What precise steps have you undertaken to reach "country aimed for"? Obtained papers => Specify which ones
38	q805_c	Specify other steps	discrete	character-51	29	3	805. What precise steps have you undertaken to reach "country aimed for"? Other => Specify
39	q806	For what reason have you not been successful	discrete	character-194	233	-	806. According to you, for what reasons have you not (yet) been successful in getting to this country?
40	q806c2	Reasons for attempt failure coded level 2	discrete	numeric-40.0	231	1876	-
41	q806c1	Reasons for attempt failure coded level 1	discrete	numeric-40.0	231	1876	-
42	q807	For what reason did you stop attempt	discrete	character-116	192	-	807. For what reason(s) did you abandon the plan of migrating to this country?
43	q807c2	Reasons for stopping attempt coded level 2	discrete	numeric-40.0	178	1929	-
44	q807c1	Reasons for stopping attempt coded level 1	discrete	numeric-40.0	178	1929	-
45	flag_age	Less than 25 years and more than 75 years	discrete	numeric-17.0	2107	0	-
46	flag_arr_.	First migration in Europe before 18	discrete	numeric-17.0	782	1325	-
47	weight_eur	Weighting normalized on the 3 european countries	continuous	numeric-9.2	441	1666	-
48	weight_all	Weighting normalized on the 4 countries	continuous	numeric-9.2	2107	0	-
49	weight_c_.	Weighting normalized by country	continuous	numeric-9.2	2107	0	-

File rdc_qb_migration							
#	Name	Label	Type	Format	Valid	Invalid	Question
1	ident	Biographic individual identifier	discrete	character-8	2430	0	-
2	id_country	Country of the survey	discrete	character-1	1122	0	-
3	n_menage	ID of the HH	continuous	numeric-10.0	1724	706	-
4	n_indiv	ID of the individual in the HH	continuous	numeric-10.0	1724	706	-
5	num_dr	DR number	continuous	numeric-10.0	1724	706	-

File rdc_qb_migration							
#	Name	Label	Type	Format	Valid	Invalid	Question
6	strata_a_.	Strata - DR level	discrete	numeric-17.0	1702	728	-
7	strata_hh	Strata - household level	discrete	numeric-32.0	1702	728	-
8	strata_ind	Strata - individual level	discrete	numeric-21.0	1702	728	-
9	num_mig	Migration number	discrete	numeric-8.0	1122	1308	-
10	q1	Sex	discrete	numeric-17.0	2430	0	Q1. The respondent is:
11	q1a	Year of birth	discrete	numeric-17.0	2430	0	Q1A. To start with, and to help us to set a time scale, could you tell me in which year you were born (or your age as at last birthday)? Year of birth
12	age_survey	Age at survey	continuous	numeric-9.0	2430	0	Q1A. To start with, and to help us to set a time scale, could you tell me in which year you were born (or your age as at last birthday)? Age
13	q18	Which is the last school year you attended	discrete	numeric-19.0	2425	5	Q18. Let's talk about your studies: Which is the last school year you attended?
14	q601d	Start year of the stay outside DR Congo	discrete	numeric-17.0	1122	1308	601D - 601F. Start and end years of the stay outside DR Congo Start year
15	q601f	End year of the stay outside DR Congo	discrete	numeric-17.0	694	1736	601D - 601F. Start and end years of the stay outside DR Congo End year
16	q602	Country of stay/arrival	discrete	numeric-40.0	1122	1308	602. COUNTRY OF STAY/ARRIVAL
17	q603	Country before arriving in "country of stay"	discrete	numeric-40.0	1122	1308	603. In which country were you just before arriving in "country of stay"?
18	q604	For what reason did you leave this country	discrete	character-244	1122	-	604. For what reasons did you leave this country?
19	q604c2	Reasons of migration coded level 2	discrete	numeric-40.0	1106	1324	-
20	q604c1	Reasons of migration coded level 1	discrete	numeric-40.0	1106	1324	-
21	q605	For what reason did you choose to go to "country to stay"	discrete	character-227	1120	-	605. And for what reasons did you choose to go to "country of stay" rather than to another country?
22	q605c2	Reasons of the choice coded level 2	discrete	numeric-40.0	1093	1337	-
23	q605c1	Reasons of the choice coded level 1	discrete	numeric-37.0	1093	1337	-
24	q606	Kind of stay	discrete	numeric-27.0	1122	1308	606. Was it...
25	q607	When you arrived in "country of stay"	discrete	numeric-40.0	996	1434	607. When you arrived in "country of stay"...
26	q608	Which country did you want to reach just afterwards?	discrete	numeric-40.0	154	2276	608. Which country did you want to reach just afterwards?
27	q609	And which country did you want to reach at the very end?	discrete	numeric-40.0	151	2279	609. And which country did you want to reach at the very end?
28	q610	What precise steps have you taken to reach it	discrete	character-17	1093	29	610. What precise steps have you taken to reach "country of stay"? Multiple answers
29	q610_a	Step: Applied for enrolment at a university	discrete	numeric-17.0	1122	1308	610. What precise steps have you taken to reach "country of stay"? Applied for enrolment at a university

File rdc_qb_migration							
#	Name	Label	Type	Format	Valid	Invalid	Question
30	q610_b	Step: Obtained a place at a university	discrete	numeric-17.0	1122	1308	610. What precise steps have you taken to reach "country of stay"? Obtained a place at a university
31	q610_c	Step: Applied for a scholarship	discrete	numeric-17.0	1122	1308	610. What precise steps have you taken to reach "country of stay"? Applied for a scholarship
32	q610_d	Step: Obtained a scholarship	discrete	numeric-17.0	1122	1308	610. What precise steps have you taken to reach "country of stay"? Obtained a scholarship
33	q610_e	Step: Requested a housing/ accommodation certificate	discrete	numeric-17.0	1122	1308	610. What precise steps have you taken to reach "country of stay"? Requested a housing certificate, an accommodation certificate
34	q610_f	Step: Obtained a housing/ accommodation certificate	discrete	numeric-17.0	1122	1308	610. What precise steps have you taken to reach "country of stay"? Obtained a housing certificate, an accommodation certificate
35	q610_g	Step: Applied for documents	discrete	numeric-17.0	1122	1308	610. What precise steps have you taken to reach "country of stay"? Applied for documents
36	q610_h	Step: Obtained documents	discrete	numeric-17.0	1122	1308	610. What precise steps have you taken to reach "country of stay"? Obtained documents
37	q610_i	Step: Saved money	discrete	numeric-17.0	1122	1308	610. What precise steps have you taken to reach "country of stay"? Saved money
38	q610_j	Step: Green card lottery	discrete	numeric-17.0	1122	1308	610. What precise steps have you taken to reach "country of stay"? Participated in the Green Card lottery
39	q610_k	Step: Other	discrete	numeric-17.0	1122	1308	610. What precise steps have you taken to reach "country of stay"? Other
40	q610_l	Step: Nothing	discrete	numeric-17.0	1122	1308	610. What precise steps have you taken to reach "country of stay"? Nothing at all
41	q610_NR	Step: No answer	discrete	numeric-17.0	1122	1308	610. What precise steps have you taken to reach "country of stay"? No answer
42	q610_1	Specify applied documents	discrete	character-95	53	22	610. What precise steps have you taken to reach "country of stay"? Applied for documents => Specify which ones
43	q610_2	Specify obtained documents	discrete	character-91	398	57	610. What precise steps have you taken to reach "country of stay"? Obtained documents => Specify which ones
44	q610_3	Specify other step	discrete	character-100	187	17	610. What precise steps have you taken to reach "country of stay"? Other => Specify
45	q611	In which year did you initiate these first steps	discrete	numeric-40.0	819	1611	611. In which year did you initiate these first steps?
46	q612	At the beginning for how long did you plan to stay (in years)	continuous	numeric-17.0	381	2049	612. At the beginning, for how long did you plan to stay in "country of stay"? Years
47	q612_1	At the beginning for how long did you plan to stay (in months)	continuous	numeric-8.0	122	2308	612. At the beginning, for how long did you plan to stay in "country of stay"? Months

File rdc_qb_migration							
#	Name	Label	Type	Format	Valid	Invalid	Question
48	q612_2	At the beginning for how long did you plan to stay (in weeks)	continuous	numeric-8.0	23	2407	612. At the beginning, for how long did you plan to stay in "country of stay"? Weeks
49	q612_3	At the beginning for how long did you plan to stay (in days)	continuous	numeric-8.0	59	2371	612. At the beginning, for how long did you plan to stay in "country of stay"? Days
50	q612_4	At the beginning for how long did you plan to stay (permanently)	discrete	numeric-8.0	701	1729	612. At the beginning, for how long did you plan to stay in "country of stay"? Permanently
51	q613	For how long did you stay in the end (in months)	continuous	numeric-8.0	38	2392	613. And for how long did you stay in the end? Months
52	q613_1	For how long did you stay in the end (in weeks)	continuous	numeric-8.0	21	2409	613. And for how long did you stay in the end? Weeks
53	q613_2	For how long did you stay in the end (in days)	continuous	numeric-8.0	44	2386	613. And for how long did you stay in the end? Days
54	q613_3	For how long did you stay in the end (other)	discrete	character-15	2	3	613. And for how long did you stay in the end? Other
55	q614	Would you tell me if you had during your stay	discrete	character-2	93	431	614. Being able to live in a country often depends on the type of documents one has. Would you tell me if you had during your stay in "country of stay"... Multiple answers
56	q614_1	Would you tell me if you had during your stay a visa	discrete	numeric-9.0	106	2324	614. Being able to live in a country often depends on the type of documents one has. Would you tell me if you had during your stay in "country of stay"... A short-stay visa (until 3 months)
57	q614_2	Would you tell me if you had during your stay a residence permit	discrete	numeric-9.0	106	2324	614. Being able to live in a country often depends on the type of documents one has. Would you tell me if you had during your stay in "country of stay"... A long-stay visa (more than 3 months) or a residence permit (residence card, refugee card...)
58	q614_3	Would you tell me if during your stay you didn't need any visa or permit	discrete	numeric-9.0	106	2324	614. Being able to live in a country often depends on the type of documents one has. Would you tell me if you had during your stay in "country of stay"... You didn't need any visa or permit
59	q614_4	Would you tell me if during your stay you didn't have any permit	discrete	numeric-9.0	106	2324	614. Being able to live in a country often depends on the type of documents one has. Would you tell me if you had during your stay in "country of stay"... You didn't have any permit
60	q614_5	Would you tell me if you had during your stay... Different situation	discrete	numeric-9.0	106	2324	614. Being able to live in a country often depends on the type of documents one has. Would you tell me if you had during your stay in "country of stay"... Other type of documents
61	q614_6	Would you tell me if during your stay you were an asylum seeker	discrete	numeric-9.0	106	2324	614. Being able to live in a country often depends on the type of documents one has. Would you tell me if you had during your stay in "country of stay"... An asylum claim
62	q614_NR	Would you tell me if you had during your stay... No answer	discrete	numeric-9.0	106	2324	614. Being able to live in a country often depends on the type of documents

File rdc_qb_migration							
#	Name	Label	Type	Format	Valid	Invalid	Question
							one has. Would you tell me if you had during your stay in "country of stay"... No answer
63	q614_a	Specify the different situation	discrete	character-49	14	2	614. Being able to live in a country often depends on the type of documents one has. Would you tell me if you had during your stay in "country of stay"... Other type of documents => Specify
64	q615	Which means of transportation did you use to go to	discrete	character-5	1082	40	615. Which means of transportation did you use to go to "country of stay"? Multiple answers
65	q615_1	Means of transportation: Plane	discrete	numeric-17.0	1121	1309	615. Which means of transportation did you use to go to "country of stay"? Plane
66	q615_2	Means of transportation: Bus/train	discrete	numeric-17.0	1121	1309	615. Which means of transportation did you use to go to "country of stay"? Bus / Train
67	q615_3	Means of transportation: Car	discrete	numeric-17.0	1121	1309	615. Which means of transportation did you use to go to "country of stay"? Car / Truck / Van
68	q615_4	Means of transportation: Ship	discrete	numeric-17.0	1121	1309	615. Which means of transportation did you use to go to "country of stay"? Ship
69	q615_5	Means of transportation: Pirogue/patera	discrete	numeric-17.0	1121	1309	615. Which means of transportation did you use to go to "country of stay"? Small boat (Pirogue, patera...)
70	q615_6	Means of transportation: Other	discrete	numeric-17.0	1121	1309	615. Which means of transportation did you use to go to "country of stay"? Other
71	q615_NR	Means of transportation: No answer	discrete	numeric-17.0	1121	1309	615. Which means of transportation did you use to go to "country of stay"? No answer
72	q615_a	Specify the other mean of transportation	discrete	character-29	18	4	615. Which means of transportation did you use to go to "country of stay"? Other => Specify
73	q616	You have travelled	discrete	character-17	1107	10	616. You have travelled... Multiple answers
74	q616_0	Travelled alone	discrete	numeric-17.0	1122	1308	616. You have travelled... Alone
75	q616_1	Travelled with father	discrete	numeric-17.0	1122	1308	616. You have travelled... With your father
76	q616_2	Travelled with mother	discrete	numeric-17.0	1122	1308	616. You have travelled... With your mother
77	q616_3	Travelled with partner(s)	discrete	numeric-17.0	1122	1308	616. You have travelled... With your partner(s)
78	q616_4	Travelled with brother(s)	discrete	numeric-17.0	1122	1308	616. You have travelled... With one or several brothers
79	q616_5	Travelled with sister(s)	discrete	numeric-17.0	1122	1308	616. You have travelled... With one or several sisters
80	q616_6	Travelled with son(s)	discrete	numeric-17.0	1122	1308	616. You have travelled... With your son(s)
81	q616_7	Travelled with daughter(s)	discrete	numeric-17.0	1122	1308	616. You have travelled... With your daughter(s)
82	q616_8	Travelled with another relative	discrete	numeric-17.0	1122	1308	616. You have travelled... With another relative

File rdc_qb_migration							
#	Name	Label	Type	Format	Valid	Invalid	Question
83	q616_9	Travelled with an official delegation	discrete	numeric-17.0	1122	1308	616. You have travelled... With an official delegation
84	q616_10	Travelled with musicians, sport team	discrete	numeric-17.0	1122	1308	616. You have travelled... With a group of artists (musicians...), a sports team
85	q616_11	Travelled with friend(s)	discrete	numeric-17.0	1122	1308	616. You have travelled... With one or several friends
86	q616_12	Travelled with smuggler	discrete	numeric-17.0	1122	1308	616. You have travelled... With a smuggler
87	q616_13	Travelled with somebody else	discrete	numeric-17.0	1122	1308	616. You have travelled... With somebody else
88	q616_NR	Travelled with no answer	discrete	numeric-17.0	1122	1308	616. You have travelled... No answer
89	q616_a	Specify the other relative	discrete	character-38	44	0	616. You have travelled... With another relative => Specify
90	q616_b	Specify somebody else	discrete	character-47	29	5	616. You have travelled... With somebody else => Specify
91	q617	Who decided about your trip/migration	discrete	character-14	1112	6	617. Who decided about your trip/migration? Multiple answers
92	q617_0	Decision alone	discrete	numeric-9.0	1122	1308	617. Who decided about your trip/migration? Yourself
93	q617_1	Decision father	discrete	numeric-9.0	1122	1308	617. Who decided about your trip/migration? Your father
94	q617_2	Decision mother	discrete	numeric-9.0	1122	1308	617. Who decided about your trip/migration? Your mother
95	q617_3	Decision partner(s)	discrete	numeric-9.0	1122	1308	617. Who decided about your trip/migration? Your partner
96	q617_4	Decision brother(s)	discrete	numeric-9.0	1122	1308	617. Who decided about your trip/migration? One or several brothers
97	q617_5	Decision sister(s)	discrete	numeric-9.0	1122	1308	617. Who decided about your trip/migration? One or several sisters
98	q617_6	Decision son(s)	discrete	numeric-9.0	1122	1308	617. Who decided about your trip/migration? One or several of your son(s)
99	q617_7	Decision daughter(s)	discrete	numeric-9.0	1122	1308	617. Who decided about your trip/migration? One or several of your daughter(s)
100	q617_8	Decision another relative	discrete	numeric-9.0	1122	1308	617. Who decided about your trip/migration? Another relative
101	q617_9	Decision employer	discrete	numeric-9.0	1122	1308	617. Who decided about your trip/migration? Your employer
102	q617_10	Decision other	discrete	numeric-9.0	1122	1308	617. Who decided about your trip/migration? Other
103	q617_NR	Decision no answer	discrete	numeric-9.0	1122	1308	617. Who decided about your trip/migration? No answer
104	q617_a	Specify the decision by other relative	discrete	character-52	150	0	617. Who decided about your trip/migration? Another relative => Specify
105	q618	Decision: Are they people who lived outside DR Congo and whom we talked about before?	discrete	numeric-17.0	603	1827	618. Are the people you just mentioned, people who lived outside DR Congo and whom we talked about before?
106	q618_a	Decision: Migrant code 1	discrete	numeric-8.0	391	2039	618. Are the people you just mentioned, people who lived outside DR Congo and

File rdc_qb_migration							
#	Name	Label	Type	Format	Valid	Invalid	Question
							whom we talked about before? Migrant code 1
107	q618_b	Decision: Migrant code 2	discrete	numeric-8.0	67	2363	618. Are the people you just mentioned, people who lived outside DR Congo and whom we talked about before? Migrant code 2
108	q618_c	Decision: Migrant code 3	discrete	numeric-8.0	16	2414	618. Are the people you just mentioned, people who lived outside DR Congo and whom we talked about before? Migrant code 3
109	q618_d	Decision: Migrant code 4	discrete	numeric-8.0	8	2422	618. Are the people you just mentioned, people who lived outside DR Congo and whom we talked about before? Migrant code 4
110	q619	Who contributed to finance your migration	discrete	character-50	1089	17	619. And who contributed to finance your migration? Multiple answers
111	q619_0	Finance alone	discrete	numeric-9.0	1106	1324	619. And who contributed to finance your migration? Yourself
112	q619_1	Finance from father	discrete	numeric-9.0	1106	1324	619. And who contributed to finance your migration? Your father
113	q619_2	Finance from mother	discrete	numeric-9.0	1106	1324	619. And who contributed to finance your migration? Your mother
114	q619_3	Finance from partner(s)	discrete	numeric-9.0	1106	1324	619. And who contributed to finance your migration? Your partner
115	q619_4	Finance from brother(s)	discrete	numeric-9.0	1106	1324	619. And who contributed to finance your migration? One or several brothers
116	q619_5	Finance from sister(s)	discrete	numeric-9.0	1106	1324	619. And who contributed to finance your migration? One or several sisters
117	q619_6	Finance from son(s)	discrete	numeric-9.0	1106	1324	619. And who contributed to finance your migration? One or several of your son(s)
118	q619_7	Finance from daughter(s)	discrete	numeric-9.0	1106	1324	619. And who contributed to finance your migration? One or several of your daughter(s)
119	q619_8	Finance from another relative	discrete	numeric-9.0	1106	1324	619. And who contributed to finance your migration? Another relative
120	q619_9	Finance from employer/ school/university	discrete	numeric-9.0	1106	1324	619. And who contributed to finance your migration? Your employer, school, university, a funding body
121	q619_10	Finance from friend(s)	discrete	numeric-9.0	1106	1324	619. And who contributed to finance your migration? A friend
122	q619_11	Finance from a church	discrete	numeric-9.0	1106	1324	619. And who contributed to finance your migration? A church
123	q619_12	Finance from somebody else	discrete	numeric-9.0	1106	1324	619. And who contributed to finance your migration? Somebody else
124	q619_NR	Finance from no answer	discrete	numeric-9.0	1106	1324	619. And who contributed to finance your migration? No answer
125	q619_a	Specify the finance from other relative	discrete	character-42	34	0	619. And who contributed to finance your migration? Another relative => Specify

File rdc_qb_migration							
#	Name	Label	Type	Format	Valid	Invalid	Question
126	q619_b	Specify the finance from somebody else	discrete	character-50	49	1	619. And who contributed to finance your migration? Somebody else => Specify
127	q620	Finance: Are they people who lived outside DR Congo and whom we talked about before?	discrete	numeric-17.0	659	1771	620. Are the people you just mentioned people who lived outside DR Congo and whom we talked about before?
128	q620_a	Finance: Migrant code 1	discrete	numeric-8.0	377	2053	620. Are the people you just mentioned people who lived outside DR Congo and whom we talked about before? Migrant code 1
129	q620_b	Finance: Migrant code 2	discrete	numeric-8.0	56	2374	620. Are the people you just mentioned people who lived outside DR Congo and whom we talked about before? Migrant code 2
130	q620_c	Finance: Migrant code 3	discrete	numeric-8.0	10	2420	620. Are the people you just mentioned people who lived outside DR Congo and whom we talked about before? Migrant code 3
131	q620_d	Finance: Migrant code 4	discrete	numeric-8.0	5	2425	620. Are the people you just mentioned people who lived outside DR Congo and whom we talked about before? Migrant code 4
132	q621	Able to speak the official language	discrete	numeric-22.0	1091	1339	621. When you arrived in "country of stay", would you say that you were able to speak the official language...
133	q622	Language course	discrete	numeric-17.0	1001	1429	622. Did you follow any language course to improve your proficiency of the official language during your stay in this country?
134	q623	Did any of your children receive state education	discrete	numeric-17.0	704	1726	623. Did any of your children receive state/public education during your stay in "country of stay"?
135	q624	Did you or a member of your family receive subsidized health care	discrete	numeric-17.0	998	1432	624. Did you or a member of your family receive subsidized health care?
136	q625	Monetary or in-kind donations to help the inhabitants	discrete	numeric-17.0	1001	1429	625. While you lived in "country of stay", did you make any monetary or in-kind donations to help the inhabitants of one or several villages / towns in DR Congo, e.g. to build facilities or to help buying medicines or seeds...?
137	q626_1	Village/town 1	discrete	character-17	52	1	626. For which villages / towns did you make the donations? Please indicate if there are several. Village/town 1
138	q626_2	Village/town 2	discrete	character-8	7	1	626. For which villages / towns did you make the donations? Please indicate if there are several. Village/town 2
139	q626_3	Village/town 3	discrete	character-7	1	0	626. For which villages / towns did you make the donations? Please indicate if there are several. Village/town 3
140	q627_1	District of these villages/ towns 1	discrete	numeric-10.0	54	2376	627. In which district are these villages/ towns located? District 1
141	q627_2	District of these villages/ towns 2	discrete	numeric-10.0	7	2423	627. In which district are these villages/ towns located? District 2

File rdc_qb_migration							
#	Name	Label	Type	Format	Valid	Invalid	Question
142	q627_3	District of these villages/ towns 3	discrete	numeric-10.0	1	2429	627. In which district are these villages/ towns located? District 3
143	q628_1	Did you contributed to building... answer 1	discrete	numeric-33.0	43	2387	628. Did you contribute to building... Answer 1
144	q628_2	Did you contributed to building... answer 2	discrete	numeric-33.0	7	2423	628. Did you contribute to building... Answer 2
145	q628_3	Did you contributed to building... answer 3	discrete	numeric-33.0	1	2429	628. Did you contribute to building... Answer 3
146	q628_4	Did you contributed to building... answer 4	discrete	numeric-33.0	1	2429	628. Did you contribute to building... Answer 4
147	q628_5	Did you contributed to building... answer 5	discrete	numeric-33.0	0	2430	628. Did you contribute to building... Answer 5
148	q628_6	Did you contributed to building... answer 6	discrete	numeric-33.0	0	2430	628. Did you contribute to building... Answer 6
149	q628_a	Support: specify something else	discrete	character-49	10	0	628. Did you contribute to building... Something else => Specify
150	q629_1	Did you make donations to supply... answer 1	discrete	numeric-25.0	53	2377	629. And did you make donations to supply... Answer 1
151	q629_2	Did you make donations to supply... answer 2	discrete	numeric-25.0	22	2408	629. And did you make donations to supply... Answer 2
152	q629_3	Did you make donations to supply... answer 3	discrete	numeric-25.0	10	2420	629. And did you make donations to supply... Answer 3
153	q629_4	Did you make donations to supply... answer 4	discrete	numeric-25.0	6	2424	629. And did you make donations to supply... Answer 4
154	q629_a	Donation: specify something else	discrete	character-55	28	0	629. And did you make donations to supply... Something else => Specify
155	flag_age	Less than 25 years and more than 75 years	discrete	numeric-17.0	2430	0	-
156	flag_arr_..	First migration in Europe before 18	discrete	numeric-17.0	1122	1308	-
157	weight_eur	Weighting normalized on the 3 european countries	continuous	numeric-9.2	706	1724	-
158	weight_all	Weighting normalized on the 4 countries	continuous	numeric-9.2	2430	0	-
159	weight_c_..	Weighting normalized by country	continuous	numeric-9.2	2430	0	-

File rdc_qb_return							
#	Name	Label	Type	Format	Valid	Invalid	Question
1	ident	Biographic individual identifier	discrete	character-8	2103	0	-
2	id_country	Country of the survey	discrete	character-1	2103	0	-
3	n_menage	ID of the HH	continuous	numeric-10.0	1663	440	-
4	n_indiv	ID of the individual in the HH	continuous	numeric-10.0	1663	440	-
5	num_dr	DR number	continuous	numeric-10.0	1663	440	-
6	strata_a_..	Strata - DR level	discrete	numeric-17.0	1641	462	-

File rdc_qb_return							
#	Name	Label	Type	Format	Valid	Invalid	Question
7	strata_hh	Strata - household level	discrete	numeric-32.0	1641	462	-
8	strata_ind	Strata - individual level	discrete	numeric-21.0	1641	462	-
9	num_sr	Return number	discrete	numeric-8.0	400	1703	-
10	q1	Sex	discrete	numeric-17.0	2103	0	Q1. The respondent is:
11	q1a	Year of birth	discrete	numeric-17.0	2103	0	Q1A. To start with, and to help us to set a time scale, could you tell me in which year you were born (or your age as at last birthday)? Year of birth
12	age_survey	Age at survey	continuous	numeric-9.0	2103	0	Q1A. To start with, and to help us to set a time scale, could you tell me in which year you were born (or your age as at last birthday)? Age
13	q18	Which is the last school year you attended	discrete	numeric-19.0	2098	5	Q18. Let's talk about your studies: Which is the last school year you attended?
14	q701d	Start year of the return to DR Congo	discrete	numeric-17.0	400	1703	701D - 701F. START and END years of the return to DR Congo Start year
15	q701f	End year of the return to DR Congo	discrete	numeric-17.0	112	1991	701D - 701F. START and END years of the return to DR Congo End year
16	q702	Country which Ego came from	discrete	numeric-40.0	400	1703	702. From which country did you come?
17	q703	Kind of return	discrete	numeric-40.0	400	1703	703. It was...
18	q704_1	For how long did you stay (in months)	continuous	numeric-17.0	18	2085	704. For how long did you stay in DR Congo? In months
19	q704_2	For how long did you stay (in weeks)	continuous	numeric-17.0	11	2092	704. For how long did you stay in DR Congo? In weeks
20	q704_3	For how long did you stay (in days)	continuous	numeric-17.0	11	2092	704. For how long did you stay in DR Congo? In days
21	q705_1	When you arrived back, for how long did you intend to stay (in years)	continuous	numeric-17.0	57	2046	705. When you arrived back in DR Congo, for how long did you intend to stay? In years
22	q705_2	When you arrived back, for how long did you intend to stay (in months)	continuous	numeric-17.0	46	2057	705. When you arrived back in DR Congo, for how long did you intend to stay? In months
23	q705_3	When you arrived back, for how long did you intend to stay (in weeks)	continuous	numeric-17.0	43	2060	705. When you arrived back in DR Congo, for how long did you intend to stay? In weeks
24	q705_4	When you arrived back, for how long did you intend to stay (in days)	continuous	numeric-17.0	43	2060	705. When you arrived back in DR Congo, for how long did you intend to stay? In days
25	q705_5	When you arrived back, for how long did you intend to stay (permanently)	discrete	numeric-17.0	344	1759	705. When you arrived back in DR Congo, for how long did you intend to stay? Permanently
26	q705_6	When you arrived back, for how long did you intend to stay (other)	discrete	character-34	8	2	705. When you arrived back in DR Congo, for how long did you intend to stay? Other
27	q706	For what reasons did you return to live in DR Congo	discrete	character-227	400	-	706. For what reasons did you return to live in DR Congo?
28	q706c2	Reasons for return coded level 2	discrete	numeric-40.0	374	1729	-

File rdc_qb_return							
#	Name	Label	Type	Format	Valid	Invalid	Question
29	q706c1	Reasons for return coded level 1	discrete	numeric-40.0	374	1729	-
30	q707	With whom did you return	discrete	character-20	372	28	707. With whom did you return: Multiple answers
31	q707_0	Return alone	discrete	numeric-17.0	400	1703	707. With whom did you return: Alone
32	q707_1	Return with father	discrete	numeric-17.0	400	1703	707. With whom did you return: Your father
33	q707_2	Return with mother	discrete	numeric-17.0	400	1703	707. With whom did you return: Your mother
34	q707_3	Return with partner	discrete	numeric-17.0	400	1703	707. With whom did you return: Your partner
35	q707_4	Return with brother(s)	discrete	numeric-17.0	400	1703	707. With whom did you return: One or several brothers
36	q707_5	Return with sister(s)	discrete	numeric-17.0	400	1703	707. With whom did you return: One or several sisters
37	q707_6	Return with son(s)	discrete	numeric-17.0	400	1703	707. With whom did you return: One or several of your son(s)
38	q707_7	Return with daughter(s)	discrete	numeric-17.0	400	1703	707. With whom did you return: One or several of your daughter(s)
39	q707_8	Return with another relative	discrete	numeric-17.0	400	1703	707. With whom did you return: Another relative
40	q707_9	Return with friend(s)	discrete	numeric-17.0	400	1703	707. With whom did you return: One or several friends
41	q707_10	Return with other	discrete	numeric-17.0	400	1703	707. With whom did you return: Other
42	q707_NR	Return with no answer	discrete	numeric-17.0	400	1703	707. With whom did you return: No answer
43	q707_a	Specify the return with other 1	discrete	character-41	25	1	707. With whom did you return: Other => Specify (1)
44	q707_b	Specify the return with other 2	discrete	character-21	5	1	707. With whom did you return: Other => Specify (2)
45	q708	Which persons decided about your return	discrete	character-11	369	31	708. Which persons decided about your return: Multiple answers
46	q708_0	Decision alone	discrete	numeric-17.0	400	1703	708. Which persons decided about your return: Yourself
47	q708_1	Decision from father	discrete	numeric-17.0	400	1703	708. Which persons decided about your return: Your father
48	q708_2	Decision from mother	discrete	numeric-17.0	400	1703	708. Which persons decided about your return: Your mother
49	q708_3	Decision from partner	discrete	numeric-17.0	400	1703	708. Which persons decided about your return: Your partner
50	q708_4	Decision from brother(s)	discrete	numeric-17.0	400	1703	708. Which persons decided about your return: One or several brothers
51	q708_5	Decision from sister(s)	discrete	numeric-17.0	400	1703	708. Which persons decided about your return: One or several sisters
52	q708_6	Decision from son(s)	discrete	numeric-17.0	400	1703	708. Which persons decided about your return: One or several of your son(s)
53	q708_7	Decision from daughter(s)	discrete	numeric-17.0	400	1703	708. Which persons decided about your return: One or several of your daughter(s)

File rdc_qb_return							
#	Name	Label	Type	Format	Valid	Invalid	Question
54	q708_8	Decision from another relative	discrete	numeric-17.0	400	1703	708. Which persons decided about your return: Another relative
55	q708_9	Decision from employer	discrete	numeric-17.0	400	1703	708. Which persons decided about your return: Your employer
56	q708_10	Decision from the country where you lived	discrete	numeric-17.0	400	1703	708. Which persons decided about your return: The authorities of the country where you lived
57	q708_11	Decision from other	discrete	numeric-17.0	400	1703	708. Which persons decided about your return: Other
58	q708_NR	Decision from no answer	discrete	numeric-17.0	400	1703	708. Which persons decided about your return: No answer
59	q708_a	Specify the decision from another relative	discrete	character-32	10	2	708. Which persons decided about your return: Another relative => Specify
60	q708_b	Specify the decision from other	discrete	character-39	18	0	708. Which persons decided about your return: Other => Specify
61	q709	Are they people who lived outside DR Congo and whom we talked about before	discrete	numeric-17.0	140	1963	709. Are these persons of your family or personal network who live or lived outside DR Congo and about whom we talked before?
62	q709_a	Migrant code 1	discrete	numeric-17.0	64	2039	709. Are these persons of your family or personal network who live or lived outside DR Congo and about whom we talked before? Migrant code 1
63	q709_b	Migrant code 2	discrete	numeric-17.0	8	2095	709. Are these persons of your family or personal network who live or lived outside DR Congo and about whom we talked before? Migrant code 2
64	q709_c	Migrant code 3	discrete	numeric-17.0	3	2100	709. Are these persons of your family or personal network who live or lived outside DR Congo and about whom we talked before? Migrant code 3
65	q709_d	Migrant code 4	discrete	numeric-17.0	3	2100	709. Are these persons of your family or personal network who live or lived outside DR Congo and about whom we talked before? Migrant code 4
66	q710	How would you qualify this return to DR Congo	discrete	numeric-40.0	354	1749	710. How would you qualify this return to DR Congo?
67	q711	Could you give me the reason for this	discrete	character-99	287	113	711. Could you please give me the reason for this?
68	flag_age	Less than 25 years and more than 75 years	discrete	numeric-17.0	2103	0	-
69	flag_arr_..	First migration in Europe before 18	discrete	numeric-17.0	795	1308	-
70	weight_eur	Weighting normalized on the 3 european countries	continuous	numeric-9.2	440	1663	-
71	weight_all	Weighting normalized on the 4 countries	continuous	numeric-9.2	2103	0	-
72	weight_c_..	Weighting normalized by country	continuous	numeric-9.2	2103	0	-

File rdc_qb_network							
#	Name	Label	Type	Format	Valid	Invalid	Question
1	ident	Biographic individual identifier	discrete	character-8	10262	0	-
2	id_country	Country of the survey	discrete	character-1	10262	0	-
3	n_menage	ID of the HH	continuous	numeric-10.0	5761	4501	-
4	n_indiv	ID of the individual in the HH	continuous	numeric-10.0	5761	4501	-
5	num_dr	DR number	continuous	numeric-10.0	5761	4501	-
6	strata_a..	Strata - DR level	discrete	numeric-17.0	5681	4581	-
7	strata_hh	Strata - household level	discrete	numeric-32.0	5681	4581	-
8	strata_ind	Strata - individual level	discrete	numeric-21.0	5681	4581	-
9	num_net	Number of migrant	discrete	numeric-9.0	9928	334	-
10	num_netmig	Number of migrant's migration	discrete	numeric-9.0	9928	334	-
11	id_net	ID of migrant	discrete	character-12	9928	0	-
12	id_netmig	ID of migrant's migration	discrete	character-13	9928	0	-
13	id_uni	Union ID	discrete	character-11	9928	0	-
14	id_enf	Children ID	discrete	character-12	9928	0	-
15	q1	Sex	discrete	numeric-17.0	10262	0	Q1. The respondent is:
16	q1a	Year of birth	discrete	numeric-17.0	10262	0	Q1A. To start with, and to help us to set a time scale, could you tell me in which year you were born (or your age as at last birthday)? Year of birth
17	age_survey	Age at survey	continuous	numeric-9.0	10262	0	Q1A. To start with, and to help us to set a time scale, could you tell me in which year you were born (or your age as at last birthday)? Age
18	q18	Which is the last school year you attended	discrete	numeric-19.0	10247	15	Q18. Let's talk about your studies: Which is the last school year you attended?
19	q901	Link with Ego	discrete	numeric-37.0	9924	338	901. Relationship: the person is Ego's...
20	q901c	Number of partner/spouse	discrete	numeric-8.0	990	9272	901. Relationship: the person is Ego's... Number of partner (Q101)
21	q901e	Number of child	discrete	numeric-17.0	1900	8362	901. Relationship: the person is Ego's... Number of child (Q202)
22	q901a	Specify the other relative	discrete	character-39	65	0	901. Relationship: the person is Ego's... Other relative => Specify
23	q901b	Specify other	discrete	character-43	30	0	901. Relationship: the person is Ego's... Other => Specify
24	q902	Sex of the migrant	discrete	numeric-17.0	9877	385	902. Sex:
25	q903c	Year in which they met	discrete	numeric-17.0	1806	8456	903C. Year in which they met
26	q903d	Year of death	discrete	numeric-17.0	379	9883	903D. Year of death
27	country	Country of migration	discrete	numeric-40.0	9912	350	904/5/6/7/8/9. Country 1/2/3/4/5/6
28	q904d	Beginning year of the migration	discrete	numeric-17.0	9875	387	904/5/6/7/8/9D - 904/5/6/7/8/9F. Start and end year of the stay in "Country 1/2/3/4/5/6" Start year

File rdc_qb_network							
#	Name	Label	Type	Format	Valid	Invalid	Question
29	q904f	Ending year of the migration	discrete	numeric-17.0	2787	7475	904/5/6/7/8/9D - 904/5/6/7/8/9F. Start and end year of the stay in "Country 1/2/3/4/5/6" End year
30	flag_age	Less than 25 years and more than 75 years	discrete	numeric-17.0	10262	0	-
31	flag_arr_.	First migration in Europe before 18	discrete	numeric-17.0	6454	3808	-
32	weight_eur	Weighting normalized on the 3 european countries	continuous	numeric-9.2	4501	5761	-
33	weight_all	Weighting normalized on the 4 countries	continuous	numeric-9.2	10262	0	-
34	weight_c_.	Weighting normalized by country	continuous	numeric-9.2	10262	0	-

File rdc_qb_short_return							
#	Name	Label	Type	Format	Valid	Invalid	Question
1	ident	Biographic individual identifier	discrete	character-8	2299	0	-
2	id_country	Country of the survey	discrete	character-1	2299	0	-
3	n_menage	ID of the HH	continuous	numeric-10.0	1684	615	-
4	n_indiv	ID of the individual in the HH	continuous	numeric-10.0	1684	615	-
5	num_dr	DR number	continuous	numeric-10.0	1684	615	-
6	strata_a_.	Strata - DR level	discrete	numeric-17.0	1662	637	-
7	strata_hh	Strata - household level	discrete	numeric-32.0	1662	637	-
8	strata_ind	Strata - individual level	discrete	numeric-21.0	1662	637	-
9	num_sh_ret	Number of the short return	discrete	numeric-9.0	427	1872	-
10	q1	Sex	discrete	numeric-17.0	2299	0	Q1. The respondent is:
11	q1a	Year of birth	discrete	numeric-17.0	2299	0	Q1A. To start with, and to help us to set a time scale, could you tell me in which year you were born (or your age as at last birthday)? Year of birth
12	age_survey	Age at survey	continuous	numeric-9.0	2299	0	Q1A. To start with, and to help us to set a time scale, could you tell me in which year you were born (or your age as at last birthday)? Age
13	q18	Which is the last school year you attended	discrete	numeric-19.0	2294	5	Q18. Let's talk about your studies: Which is the last school year you attended?
14	q1000d	Start year return	discrete	numeric-17.0	427	1872	1001/02/03/04/05/06/07/08/09/10/11/12/13/14/15/16/17/18/19/20/21/22/23/24/25/26/27/28/29/30/31/32/33/34/35/36/37/38/39/40/41/42/43/44/45/46/47/48/49/50/51/52/53/54/55/56/57/58/59/60/61/62/63/64/65/66/67/68/69/70/71/72/73/74/75/76/77/78/79/80/81/82/83/84/85/86/87/88/89/90/91/92/93/94/95/96/97/98/99/00 - 1001/02/03/04/05/06/07/08/09/10/11/12/13/14/15/16/17/18/19/20/21/22/23/24/25/26/27/28/29/30/31/32/33/34/35/36/37/38/39/40/41/42/43/44/45/46/47/48/49/50/51/52/53/54/55/56/57/58/59/60/61/62/63/64/65/66/67/68/69/70/71/72/73/74/75/76/77/78/79/80/81/82/83/84/85/86/87/88/89/90/91/92/93/94/95/96/97/98/99/00 1st/2nd/3rd/4th/5th/6th/7th/8th/9th/10th/11th/12th/13th/14th/15th/16th/17th/18th/19th/20th/21th/22th/23th/24th/25th/26th/27th/28th/29th/30th/31th/32th/33th/34th/35th/36th/37th/38th/39th/40th/41th/42th/43th/44th/45th/46th/47th/48th/49th/50th/51th/52th/53th/54th/55th/56th/57th/58th/59th/60th/61th/62th/63th/64th/65th/66th/67th/68th/69th/70th/71th/72th/73th/74th/75th/76th/77th/78th/79th/80th/81th/82th/83th/84th/85th/86th/87th/88th/89th/90th/91th/92th/93th/94th/95th/96th/97th/98th/99th/00th return to DR Congo Start year
15	q1000f	End year return	discrete	numeric-17.0	427	1872	1001/02/03/04/05/06/07/08/09/10/11/12/13/14/15/16/17/18/19/20/21/22/23/24/25/26/27/28/29/30/31/32/33/34/35/36/37/38/39/40/41/42/43/44/45/46/47/48/49/50/51/52/53/54/55/56/57/58/59/60/61/62/63/64/65/66/67/68/69/70/71/72/73/74/75/76/77/78/79/80/81/82/83/84/85/86/87/88/89/90/91/92/93/94/95/96/97/98/99/00 - 1001/02/03/04/05/06/07/08/09/10/11/12/13/14/15/16/17/18/19/20/21/22/23/24/25/26/27/28/29/30/31/32/33/34/35/36/37/38/39/40/41/42/43/44/45/46/47/48/49/50/51/52/53/54/55/56/57/58/59/60/61/62/63/64/65/66/67/68/69/70/71/72/73/74/75/76/77/78/79/80/81/82/83/84/85/86/87/88/89/90/91/92/93/94/95/96/97/98/99/00 1st/2nd/3rd/4th/5th/6th/7th/8th/9th/10th/11th/12th/13th/14th/15th/16th/17th/18th/19th/20th/21th/22th/23th/24th/25th/26th/27th/28th/29th/30th/31th/32th/33th/34th/35th/36th/37th/38th/39th/40th/41th/42th/43th/44th/45th/46th/47th/48th/49th/50th/51th/52th/53th/54th/55th/56th/57th/58th/59th/60th/61th/62th/63th/64th/65th/66th/67th/68th/69th/70th/71th/72th/73th/74th/75th/76th/77th/78th/79th/80th/81th/82th/83th/84th/85th/86th/87th/88th/89th/90th/91th/92th/93th/94th/95th/96th/97th/98th/99th/00th return to DR Congo End year

File rdc_qb_short_return							
#	Name	Label	Type	Format	Valid	Invalid	Question
16	flag_age	Less than 25 years and more than 75 years	discrete	numeric-17.0	2299	0	-
17	flag_arr_..	First migration in Europe before 18	discrete	numeric-17.0	986	1313	-
18	weight_eur	Weighting normalized on the 3 european countries	continuous	numeric-9.2	615	1684	-
19	weight_all	Weighting normalized on the 4 countries	continuous	numeric-9.2	2299	0	-
20	weight_c_..	Weighting normalized by country	continuous	numeric-9.2	2299	0	-

File rdc_qb_short_stay							
#	Name	Label	Type	Format	Valid	Invalid	Question
1	ident	Biographic individual identifier	discrete	character-8	3416	0	-
2	id_country	Country of the survey	discrete	character-1	3416	0	-
3	n_menage	ID of the HH	continuous	numeric-10.0	1914	1502	-
4	n_indiv	ID of the individual in the HH	continuous	numeric-10.0	1914	1502	-
5	num_dr	DR number	continuous	numeric-10.0	1914	1502	-
6	strata_a_..	Strata - DR level	discrete	numeric-17.0	1890	1526	-
7	strata_hh	Strata - household level	discrete	numeric-32.0	1890	1526	-
8	strata_ind	Strata - individual level	discrete	numeric-21.0	1890	1526	-
9	num_sh_s_..	Number of the short stay	discrete	numeric-9.0	1946	1470	-
10	q1	Sex	discrete	numeric-17.0	3416	0	Q1. The respondent is:
11	q1a	Year of birth	discrete	numeric-17.0	3416	0	Q1A. To start with, and to help us to set a time scale, could you tell me in which year you were born (or your age as at last birthday)? Year of birth
12	age_survey	Age at survey	continuous	numeric-9.0	3416	0	Q1A. To start with, and to help us to set a time scale, could you tell me in which year you were born (or your age as at last birthday)? Age
13	q18	Which is the last school year you attended	discrete	numeric-19.0	3411	5	Q18. Let's talk about your studies: Which is the last school year you attended?
14	q1100d	Beginning year of the stay	discrete	numeric-17.0	1945	1471	1101/02/03/04/05/06/07/08/09/10/11/12/13/14/15/16/17/18/19/20/21/22/23/24/25/26/27/28/29/30/31st/2nd/3rd/4th/5th/6th/7th/8th/9th/10th/11th/12th/13th/14th/15th/16th/17th/18th/19th/20th/21st/22nd/23rd/24th/25th/26th/27th/28th/29th/30th/31st stay outside DR Congo Start year
15	q1100f	End year of the stay	discrete	numeric-17.0	1945	1471	1101/02/03/04/05/06/07/08/09/10/11/12/13/14/15/16/17/18/19/20/21/22/23/24/25/26/27/28/29/30/31st/2nd/3rd/4th/5th/6th/7th/8th/9th/10th/11th/12th/13th/14th/15th/16th/17th/18th/19th/20th/21st/22nd/23rd/24th/25th/26th/27th/28th/29th/30th/31st stay outside DR Congo End year
16	country	Country of the stay	discrete	numeric-40.0	1946	1470	1101/02/03/04/05/06/07/08/09/10/11/12/13/14/15/16/17/18/19/20/21/22/23/24/25/26/27/28/29/30/31st/2nd/3rd/4th/5th/6th/7th/8th/9th/10th/11th/12th/13th/14th/15th/16th/17th/18th/19th/20th/21st/22nd/23rd/24th/25th/26th/27th/28th/29th/30th/31st Country

File rdc_qb_short_stay							
#	Name	Label	Type	Format	Valid	Invalid	Question
17	motif	Motivation	discrete	numeric-16.0	1920	1496	1101/02/03/04/05/06/07/08/09/10/11/12/13/14/15/16/17/18
18	flag_age	Less than 25 years and more than 75 years	discrete	numeric-17.0	3416	0	-
19	flag_arr_.	First migration in Europe before 18	discrete	numeric-17.0	1934	1482	-
20	weight_eur	Weighting normalized on the 3 european countries	continuous	numeric-9.2	1502	1914	-
21	weight_all	Weighting normalized on the 4 countries	continuous	numeric-9.2	3416	0	-
22	weight_c..	Weighting normalized by country	continuous	numeric-9.2	3416	0	-

File rdc_qb_citizenship							
#	Name	Label	Type	Format	Valid	Invalid	Question
1	ident	Biographic individual identifier	discrete	character-8	2292	0	-
2	id_country	Country of the survey	discrete	character-1	2292	0	-
3	n_menage	ID of the HH	continuous	numeric-10.0	1655	637	-
4	n_indiv	ID of the individual in the HH	continuous	numeric-10.0	1655	637	-
5	num_dr	DR number	continuous	numeric-10.0	1655	637	-
6	strata_a..	Strata - DR level	discrete	numeric-17.0	1633	659	-
7	strata_hh	Strata - household level	discrete	numeric-32.0	1633	659	-
8	strata_ind	Strata - individual level	discrete	numeric-21.0	1633	659	-
9	num_nat	Number of the nationality period	discrete	numeric-9.0	2292	0	-
10	q1	Sex	discrete	numeric-17.0	2292	0	Q1. The respondent is:
11	q1a	Year of birth	discrete	numeric-17.0	2292	0	Q1A. To start with, and to help us to set a time scale, could you tell me in which year you were born (or your age as at last birthday)? Year of birth
12	age_survey	Age at survey	continuous	numeric-9.0	2292	0	Q1A. To start with, and to help us to set a time scale, could you tell me in which year you were born (or your age as at last birthday)? Age
13	q18	Which is the last school year you attended	discrete	numeric-19.0	2287	5	Q18. Let's talk about your studies: Which is the last school year you attended?
14	q1200d	Start year period	discrete	numeric-17.0	2292	0	1200/1/2/3D - 1200/1/2/3F. Nationality or nationalities by birth/1st change/2nd change/3rd change Start year
15	q1200f	End year period	discrete	numeric-17.0	227	2065	1200/1/2/3D - 1200/1/2/3F. Nationality or nationalities by birth/1st change/2nd change/3rd change End year
16	first_nat	Nationality 1	discrete	numeric-40.0	2291	1	1200/1/2/3N. Nationalities held Nationality 1

File rdc_qb_citizenship							
#	Name	Label	Type	Format	Valid	Invalid	Question
17	second_nat	Nationality 2	discrete	numeric-40.0	13	2279	1200/1/2/3N. Nationalities held Nationality 2
18	flag_age	Less than 25 years and more than 75 years	discrete	numeric-17.0	2292	0	-
19	flag_arr_..	First migration in Europe before 18	discrete	numeric-17.0	980	1312	-
20	weight_eur	Weighting normalized on the 3 european countries	continuous	numeric-9.2	637	1655	-
21	weight_all	Weighting normalized on the 4 countries	continuous	numeric-9.2	2292	0	-
22	weight_c..	Weighting normalized by country	continuous	numeric-9.2	2292	0	-

File rdc_qb_asylum							
#	Name	Label	Type	Format	Valid	Invalid	Question
1	ident	Biographic individual identifier	discrete	character-8	2091	0	-
2	id_country	Country of the survey	discrete	character-1	2091	0	-
3	n_menage	ID of the HH	continuous	numeric-10.0	1639	452	-
4	n_indiv	ID of the individual in the HH	continuous	numeric-10.0	1639	452	-
5	num_dr	DR number	continuous	numeric-10.0	1639	452	-
6	strata_a..	Strata - DR level	discrete	numeric-17.0	1617	474	-
7	strata_hh	Strata - household level	discrete	numeric-32.0	1617	474	-
8	strata_ind	Strata - individual level	discrete	numeric-21.0	1617	474	-
9	num_asyl	Number of the asylum request	discrete	numeric-9.0	276	1815	-
10	q1	Sex	discrete	numeric-17.0	2091	0	Q1. The respondent is:
11	q1a	Year of birth	discrete	numeric-17.0	2091	0	Q1A. To start with, and to help us to set a time scale, could you tell me in which year you were born (or your age as at last birthday)? Year of birth
12	age_survey	Age at survey	continuous	numeric-9.0	2091	0	Q1A. To start with, and to help us to set a time scale, could you tell me in which year you were born (or your age as at last birthday)? Age
13	q18	Which is the last school year you attended	discrete	numeric-19.0	2085	6	Q18. Let's talk about your studies: Which is the last school year you attended?
14	country	Country where asylum was sought	discrete	numeric-20.0	276	1815	1301/2/3/4P. Country where the 1st/2nd/3rd/4th application for asylum was sought
15	y_request	Year of application	discrete	numeric-17.0	276	1815	1301/2/3/4D. Year of application
16	y_obtain_..	Year of obtaining	discrete	numeric-17.0	155	1936	1301/2/3/4O. Year when refugee status was obtained
17	y_refusal	Year of refusal	discrete	numeric-17.0	87	2004	1301/2/3/4R. Year when refugee status was denied

File rdc_qb_asylum							
#	Name	Label	Type	Format	Valid	Invalid	Question
18	y_ending	Year of ending	discrete	numeric-17.0	91	2000	1301/2/3/4F. End year of refugee status
19	flag_age	Less than 25 years and more than 75 years	discrete	numeric-17.0	2091	0	-
20	flag_arr_..	First migration in Europe before 18	discrete	numeric-17.0	783	1308	-
21	weight_eur	Weighting normalized on the 3 european countries	continuous	numeric-9.2	452	1639	-
22	weight_all	Weighting normalized on the 4 countries	continuous	numeric-9.2	2091	0	-
23	weight_c..	Weighting normalized by country	continuous	numeric-9.2	2091	0	-

File rdc_qb_residence_permit							
#	Name	Label	Type	Format	Valid	Invalid	Question
1	ident	Biographic individual identifier	discrete	character-8	2798	0	-
2	id_country	Country of the survey	discrete	character-1	2798	0	-
3	n_menage	ID of the HH	continuous	numeric-10.0	1706	1092	-
4	n_indiv	ID of the individual in the HH	continuous	numeric-10.0	1706	1092	-
5	num_dr	DR number	continuous	numeric-10.0	1706	1092	-
6	strata_a..	Strata - DR level	discrete	numeric-17.0	1684	1114	-
7	strata_hh	Strata - household level	discrete	numeric-32.0	1684	1114	-
8	strata_ind	Strata - individual level	discrete	numeric-21.0	1684	1114	-
9	num_rp	Residence permit number	discrete	numeric-9.0	1448	1350	-
10	q1	Sex	discrete	numeric-17.0	2798	0	Q1. The respondent is:
11	q1a	Year of birth	discrete	numeric-17.0	2798	0	Q1A. To start with, and to help us to set a time scale, could you tell me in which year you were born (or your age as at last birthday)? Year of birth
12	age_survey	Age at survey	continuous	numeric-9.0	2798	0	Q1A. To start with, and to help us to set a time scale, could you tell me in which year you were born (or your age as at last birthday)? Age
13	q18	Which is the last school year you attended	discrete	numeric-19.0	2793	5	Q18. Let's talk about your studies: Which is the last school year you attended?
14	q1400d	Start year RP	discrete	numeric-17.0	1447	1351	1411/12/13/14/15/16/17/18/19/20D - 1411/12/13/14/15/16/17/18/19/20F. 1st/2nd/3rd/4th/5th/6th/7th/8th/9th/10th period of residence permit Start year
15	q1400f	End year RP	discrete	numeric-17.0	1446	1352	1411/12/13/14/15/16/17/18/19/20D - 1411/12/13/14/15/16/17/18/19/20F. 1st/2nd/3rd/4th/5th/6th/7th/8th/9th/10th period of residence permit End year
16	nnrp	No need for a residence permit	discrete	numeric-17.0	1415	1383	1411/12/13/14/15/16/17/18/19/20. Residence status NNRP (No need for a residence permit)

File rdc_qb_residence_permit							
#	Name	Label	Type	Format	Valid	Invalid	Question
17	v	Visa	discrete	numeric-17.0	1415	1383	1411/12/13/14/15/16/17/18/19/20. Residence status V (Visa)
18	rp	Residence permit	discrete	numeric-17.0	1415	1383	1411/12/13/14/15/16/17/18/19/20. Residence status RP (Residence permit)
19	np	No residence permit	discrete	numeric-17.0	1415	1383	1411/12/13/14/15/16/17/18/19/20. Residence status NP (No residence permit)
20	statusb_rp	Other residence status	discrete	character-38	438	1	1411/12/13/14/15/16/17/18/19/20. Residence status Other
21	flag_age	Less than 25 years and more than 75 years	discrete	numeric-17.0	2798	0	-
22	flag_arr_..	First migration in Europe before 18	discrete	numeric-17.0	1483	1315	-
23	weight_eur	Weighting normalized on the 3 european countries	continuous	numeric-9.2	1092	1706	-
24	weight_all	Weighting normalized on the 4 countries	continuous	numeric-9.2	2798	0	-
25	weight_c..	Weighting normalized by country	continuous	numeric-9.2	2798	0	-

File rdc_qb_work_permit							
#	Name	Label	Type	Format	Valid	Invalid	Question
1	ident	Biographic individual identifier	discrete	character-8	2753	0	-
2	id_country	Country of the survey	discrete	character-1	2753	0	-
3	n_menage	ID of the HH	continuous	numeric-10.0	1693	1060	-
4	n_indiv	ID of the individual in the HH	continuous	numeric-10.0	1693	1060	-
5	num_dr	DR number	continuous	numeric-10.0	1693	1060	-
6	strata_a..	Strata - DR level	discrete	numeric-17.0	1671	1082	-
7	strata_hh	Strata - household level	discrete	numeric-32.0	1671	1082	-
8	strata_ind	Strata - individual level	discrete	numeric-21.0	1671	1082	-
9	num_wp	Work permit number	discrete	numeric-9.0	1397	1356	-
10	q1	Sex	discrete	numeric-17.0	2753	0	Q1. The respondent is:
11	q1a	Year of birth	discrete	numeric-17.0	2753	0	Q1A. To start with, and to help us to set a time scale, could you tell me in which year you were born (or your age as at last birthday)? Year of birth
12	age_survey	Age at survey	continuous	numeric-9.0	2753	0	Q1A. To start with, and to help us to set a time scale, could you tell me in which year you were born (or your age as at last birthday)? Age
13	q18	Which is the last school year you attended	discrete	numeric-19.0	2748	5	Q18. Let's talk about your studies: Which is the last school year you attended?
14	q1500d	Start year WP	discrete	numeric-17.0	1396	1357	1511/12/13/14/15/16/17/18/19/20D - 1511/12/13/14/15/16/17/18/19/20F.

File rdc_qb_work_permit							
#	Name	Label	Type	Format	Valid	Invalid	Question
							1st/2nd/3rd/4th/5th/6th/7th/8th/9th/10th period of work permit Start year
15	q1500f	End year WP	discrete	numeric-17.0	1395	1358	1511/12/13/14/15/16/17/18/19/20D - 1511/12/13/14/15/16/17/18/19/20F. 1st/2nd/3rd/4th/5th/6th/7th/8th/9th/10th period of work permit End year
16	nwp	No need for a work permit	discrete	numeric-16.0	1389	1364	1511/12/13/14/15/16/17/18/19/20. Work status NNWP (No need for a work permit)
17	wp	Work permit	discrete	numeric-16.0	1389	1364	1511/12/13/14/15/16/17/18/19/20. Work status WP (Work permit)
18	swp	Selective work permit	discrete	numeric-16.0	1389	1364	1511/12/13/14/15/16/17/18/19/20. Work status SWP (Selective work permit)
19	nwp	No work permit	discrete	numeric-16.0	1389	1364	1511/12/13/14/15/16/17/18/19/20. Work status NWP (No work permit)
20	flag_age	Less than 25 years and more than 75 years	discrete	numeric-17.0	2753	0	-
21	flag_arr_.	First migration in Europe before 18	discrete	numeric-17.0	1445	1308	-
22	weight_eur	Weighting normalized on the 3 european countries	continuous	numeric-9.2	1060	1693	-
23	weight_all	Weighting normalized on the 4 countries	continuous	numeric-9.2	2753	0	-
24	weight_c_.	Weighting normalized by country	continuous	numeric-9.2	2753	0	-

File rdc_qb_transfer							
#	Name	Label	Type	Format	Valid	Invalid	Question
1	ident	Biographic individual identifier	discrete	character-8	2190	0	-
2	id_country	Country of the survey	discrete	character-1	2190	0	-
3	n_menage	ID of the HH	continuous	numeric-10.0	1666	524	-
4	n_indiv	ID of the individual in the HH	continuous	numeric-10.0	1666	524	-
5	num_dr	DR number	continuous	numeric-10.0	1666	524	-
6	strata_a_.	Strata - DR level	discrete	numeric-17.0	1644	546	-
7	strata_hh	Strata - household level	discrete	numeric-32.0	1644	546	-
8	strata_ind	Strata - individual level	discrete	numeric-21.0	1644	546	-
9	num_transr	Transfer number	discrete	numeric-8.0	611	1579	-
10	q1	Sex	discrete	numeric-17.0	2190	0	Q1. The respondent is:
11	q1a	Year of birth	discrete	numeric-17.0	2190	0	Q1A. To start with, and to help us to set a time scale, could you tell me in which year you were born (or your age as at last birthday)? Year of birth
12	age_survey	Age at survey	continuous	numeric-9.0	2190	0	Q1A. To start with, and to help us to set a time scale, could you tell me in which year you were born (or your age as at last birthday)? Age

File rdc_qb_transfer							
#	Name	Label	Type	Format	Valid	Invalid	Question
13	q18	Which is the last school year you attended	discrete	numeric-19.0	2185	5	Q18. Let's talk about your studies: Which is the last school year you attended?
14	q1601d	Beginning year of the transfer	discrete	numeric-17.0	611	1579	1601D - 1601F. 1st/2nd/3rd/4th/5th period TR Start year of transfer
15	q1601f	Ending year of the transfer	discrete	numeric-17.0	298	1892	1601D - 1601F. 1st/2nd/3rd/4th/5th period TR End year of transfer
16	q1601p1	Destination country of transfer 1	discrete	numeric-40.0	593	1597	1601P. Destination countries of transfers Country 1
17	nom_transr	Number of transfers	continuous	numeric-9.0	611	1579	-
18	flag_age	Less than 25 years and more than 75 years	discrete	numeric-17.0	2190	0	-
19	flag_arr_.	First migration in Europe before 18	discrete	numeric-17.0	875	1315	-
20	weight_eur	Weighting normalized on the 3 european countries	continuous	numeric-9.2	524	1666	-
21	weight_all	Weighting normalized on the 4 countries	continuous	numeric-9.2	2190	0	-
22	weight_c_.	Weighting normalized by country	continuous	numeric-9.2	2190	0	-

File rdc_qb_association							
#	Name	Label	Type	Format	Valid	Invalid	Question
1	ident	Biographic individual identifier	discrete	character-8	2080	0	-
2	id_country	Country of the survey	discrete	character-1	2080	0	-
3	n_menage	ID of the HH	continuous	numeric-10.0	1638	442	-
4	n_indiv	ID of the individual in the HH	continuous	numeric-10.0	1638	442	-
5	num_dr	DR number	continuous	numeric-10.0	1638	442	-
6	strata_a_.	Strata - DR level	discrete	numeric-17.0	1616	464	-
7	strata_hh	Strata - household level	discrete	numeric-32.0	1616	464	-
8	strata_ind	Strata - individual level	discrete	numeric-21.0	1616	464	-
9	num_coti	Contribution number	discrete	numeric-8.0	125	1955	-
10	q1	Sex	discrete	numeric-17.0	2080	0	Q1. The respondent is:
11	q1a	Year of birth	discrete	numeric-17.0	2080	0	Q1A. To start with, and to help us to set a time scale, could you tell me in which year you were born (or your age as at last birthday)? Year of birth
12	age_survey	Age at survey	continuous	numeric-9.0	2080	0	Q1A. To start with, and to help us to set a time scale, could you tell me in which year you were born (or your age as at last birthday)? Age
13	q18	Which is the last school year you attended	discrete	numeric-19.0	2075	5	Q18. Let's talk about your studies: Which is the last school year you attended?

File rdc_qb_association							
#	Name	Label	Type	Format	Valid	Invalid	Question
14	q1701d	Start year of the contribution	discrete	numeric-17.0	125	1955	1701D - 1701F. 1st/2nd/3rd/4th/5th Contribution Start year of contribution payments
15	q1701f	Ending year of the contribution	discrete	numeric-17.0	45	2035	1701D - 1701F. 1st/2nd/3rd/4th/5th Contribution End year of contribution payments
16	flag_age	Less than 25 years and more than 75 years	discrete	numeric-17.0	2080	0	-
17	flag_arr_.	First migration in Europe before 18	discrete	numeric-17.0	772	1308	-
18	weight_eur	Weighting normalized on the 3 european countries	continuous	numeric-9.2	442	1638	-
19	weight_all	Weighting normalized on the 4 countries	continuous	numeric-9.2	2080	0	-
20	weight_c_.	Weighting normalized by country	continuous	numeric-9.2	2080	0	-

Variables Description

Dataset contains 1205 variable(s)

File : rdc_qm_household

num_dr: DC number

Information [Type= discrete] [Format=numeric] [Range= 1-29] [Missing=*]

Statistics [NW/ W] [Valid=1576 /-] [Invalid=0 /-]

Definition Survey area ID

Value	Label	Cases	Percentage
1		48	3.0%
2		57	3.6%
3		60	3.8%
4		23	1.5%
5		47	3.0%
6		54	3.4%
7		58	3.7%
8		62	3.9%
9		58	3.7%
10		42	2.7%
11		59	3.7%
12		61	3.9%
13		57	3.6%
14		56	3.6%
15		50	3.2%
16		54	3.4%
17		50	3.2%
18		59	3.7%
19		55	3.5%
20		54	3.4%
21		60	3.8%
22		59	3.7%
23		61	3.9%
24		59	3.7%
25		59	3.7%
26		42	2.7%
27		60	3.8%
28		61	3.9%
29		51	3.2%

Warning: these figures indicate the number of cases found in the data file. They cannot be interpreted as summary statistics of the population of interest.

strata_area: Strata - DR level

Information [Type= discrete] [Format=numeric] [Range= 1-10] [Missing=*]

Statistics [NW/ W] [Valid=1576 /-] [Invalid=0 /-]

Definition Migration prevalence in each survey area, as reported by knowledgeable persons

Value	Label	Cases	Percentage
1	High level of migration	949	60.2%
2	Medium level of migration	296	18.8%
3	Low level of migration	331	21.0%

Warning: these figures indicate the number of cases found in the data file. They cannot be interpreted as summary statistics of the population of interest.

File : rdc_qm_household

strata_hh: Strata - Household level

Information [Type= discrete] [Format=numeric] [Range= 0-1] [Missing=*]

Statistics [NW/ W] [Valid=1576 /-] [Invalid=0 /-]

Definition Presence of migrant in the HH during the screening survey.

Value	Label	Cases	Percentage
0	HH with no migrant	833	52.9%
1	HH with returnee(s)	449	28.5%
2	HH with current migrants	294	18.7%

Warning: these figures indicate the number of cases found in the data file. They cannot be interpreted as summary statistics of the population of interest.

reg: District

Information [Type= discrete] [Format=numeric] [Range= 1-2147483624] [Missing=*]

Statistics [NW/ W] [Valid=1576 /-] [Invalid=0 /-]

Value	Label	Cases	Percentage
1	Kinshasa	1576	100.0%

Warning: these figures indicate the number of cases found in the data file. They cannot be interpreted as summary statistics of the population of interest.

comr: Locality

Information [Type= discrete] [Format=character] [Missing=*]

Statistics [NW/ W] [Valid=1576 /-] [Invalid=0 /-]

Value	Label	Cases	Percentage
BADALUNGUA		1	0.1%
BANDAL		12	0.8%
BANDALUNGA		2	0.1%
BANDALUNGU.		3	0.2%
BANDALUNGW		77	4.9%
BANDALUNWA		1	0.1%
BNDALUNGWA		1	0.1%
BUBU		1	0.1%
BUMBA		1	0.1%
BUMBU		55	3.5%
GOMBE		21	1.3%
KALAMU		49	3.1%
KASA VUBU		42	2.7%
KASAVUBU		14	0.9%
KIBANSEKE		3	0.2%
KIMBANSEKE		260	16.5%
KIMBASEKE		87	5.5%
KIMBASENKE		2	0.1%
KIMBESEKE		1	0.1%
KIMPANZA		1	0.1%
KINSENSO		2	0.1%
KINSESO		3	0.2%
KINTAMBO		1	0.1%
KISENSO		54	3.4%

File : rdc_qm_household

comr: Locality

Value	Label	Cases	Percentage
KSA VUBU		1	0.1%
LEMBA		102	6.5%
LIMET		1	0.1%
LIMETE		99	6.3%
MAKALA		52	3.3%
MASINA		172	10.9%
MASINE		1	0.1%
MASSINA		2	0.1%
MATETE		55	3.5%
MATONGE		1	0.1%
NDILI		6	0.4%
NDILI,		1	0.1%
NDJILI		163	10.3%
NDJLI		1	0.1%
NDLILI		3	0.2%
NGABA		52	3.3%
NGALIEMA		59	3.7%
NGAMBA		1	0.1%
NGIRI NGIRI		5	0.3%
NGIRI NGIRI		44	2.8%
NGIRI NGIRIRI		1	0.1%
NGIRINGIRI		9	0.6%
NGLIEMA		1	0.1%
NJILI		1	0.1%
SELEMBAO		45	2.9%
SELEMBOA		1	0.1%
SELMBAO		1	0.1%
kimbanseke		1	0.1%
kinshasa		1	0.1%

Warning: these figures indicate the number of cases found in the data file. They cannot be interpreted as summary statistics of the population of interest.

ident: Individual ID

Information	[Type= discrete] [Format=character] [Missing=*]
Statistics [NW/ W]	[Valid=1576 /-] [Invalid=0 /-]
Definition	Individual identifiant = 1st letter of country + n° of questionnaire compost

n_menage: Household number

Information	[Type= continuous] [Format=numeric] [Range= 3-1320] [Missing=*]
Statistics [NW/ W]	[Valid=1576 /-] [Invalid=0 /-]
Definition	Household ID

n_indiv: Individual number in the HH (HH head)

Information	[Type= discrete] [Format=numeric] [Range= 1-6] [Missing=*]
Statistics [NW/ W]	[Valid=1576 /-] [Invalid=0 /-]

File : rdc_qm_household

n_indiv: Individual number in the HH (HH head)

Definition ID of each individual within her/his household

Value	Label	Cases	Percentage
1		1576	100.0%

Warning: these figures indicate the number of cases found in the data file. They cannot be interpreted as summary statistics of the population of interest.

hh_q3age: Age (HH head)

Information [Type= discrete] [Format=numeric] [Range= 15-2147483624] [Missing=*]

Statistics [NW/ W] [Valid=1574 /-] [Invalid=2 /-] [Mean=48.992 /-] [StdDev=13.682 /-]

Pre-question Date of birth

Literal question Q3. How old are you / How old is "Name"? Don't know: In what year were you born?
Age

Value	Label	Cases	Percentage
0		2	0.1%
1		1	0.1%
12		1	0.1%
15		1	0.1%
19		1	0.1%
20		1	0.1%
23		2	0.1%
24		4	0.3%
25		10	0.6%
26		7	0.4%
27		18	1.1%
28		13	0.8%
29		15	1.0%
30		28	1.8%
31		24	1.5%
32		29	1.8%
33		34	2.2%
34		35	2.2%
35		50	3.2%
36		34	2.2%
37		41	2.6%
38		29	1.8%
39		49	3.1%
40		48	3.0%
41		54	3.4%
42		37	2.4%
43		36	2.3%
44		47	3.0%
45		45	2.9%
46		40	2.5%
47		44	2.8%
48		26	1.7%

File : rdc_qm_household

hh_q3age: Age (HH head)

Value	Label	Cases	Percentage
49		54	3.4%
50		39	2.5%
51		43	2.7%
52		30	1.9%
53		42	2.7%
54		41	2.6%
55		37	2.4%
56		34	2.2%
57		38	2.4%
58		18	1.1%
59		32	2.0%
60		39	2.5%
61		32	2.0%
62		26	1.7%
63		26	1.7%
64		26	1.7%
65		17	1.1%
66		15	1.0%
67		25	1.6%
68		5	0.3%
69		18	1.1%
70		18	1.1%
71		11	0.7%
72		9	0.6%
73		14	0.9%
74		9	0.6%
75		5	0.3%
76		10	0.6%
77		9	0.6%
78		3	0.2%
79		9	0.6%
80		6	0.4%
81		4	0.3%
82		6	0.4%
83		3	0.2%
84		5	0.3%
85		2	0.1%
86		1	0.1%
87		3	0.2%
88		2	0.1%
89		1	0.1%
94		1	0.1%
Sysmiss		2	

Warning: these figures indicate the number of cases found in the data file. They cannot be interpreted as summary statistics of the population of interest.

File : rdc_qm_household

hh_q3annee: Year of birth (HH head)

Information [Type= discrete] [Format=numeric] [Range= 1908-2147483624] [Missing=*]

Statistics [NW/ W] [Valid=1574 /-] [Invalid=2 /-]

Pre-question Date of birth

Literal question Q3. How old are you / How old is "Name"? Don't know: In what year were you born?
Year

Interviewer's instructions (Give equivalence if Don't Know)

Value	Label	Cases	Percentage
1915		1	0.1%
1920		1	0.1%
1921		2	0.1%
1922		3	0.2%
1923		1	0.1%
1924		2	0.1%
1925		5	0.3%
1926		3	0.2%
1927		6	0.4%
1928		4	0.3%
1929		6	0.4%
1930		9	0.6%
1931		3	0.2%
1932		9	0.6%
1933		10	0.6%
1934		5	0.3%
1935		9	0.6%
1936		14	0.9%
1937		9	0.6%
1938		11	0.7%
1939		18	1.1%
1940		18	1.1%
1941		5	0.3%
1942		25	1.6%
1943		15	1.0%
1944		17	1.1%
1945		26	1.7%
1946		26	1.7%
1947		26	1.7%
1948		32	2.0%
1949		39	2.5%
1950		32	2.0%
1951		18	1.1%
1952		38	2.4%
1953		34	2.2%
1954		37	2.4%
1955		41	2.6%

File : rdc_qm_household

hh_q3annee: Year of birth (HH head)

Value	Label	Cases	Percentage
1956		42	2.7%
1957		30	1.9%
1958		43	2.7%
1959		39	2.5%
1960		54	3.4%
1961		26	1.7%
1962		44	2.8%
1963		40	2.5%
1964		45	2.9%
1965		47	3.0%
1966		36	2.3%
1967		37	2.4%
1968		54	3.4%
1969		48	3.0%
1970		49	3.1%
1971		29	1.8%
1972		41	2.6%
1973		34	2.2%
1974		50	3.2%
1975		35	2.2%
1976		34	2.2%
1977		29	1.8%
1978		24	1.5%
1979		28	1.8%
1980		15	1.0%
1981		13	0.8%
1982		18	1.1%
1983		7	0.4%
1984		10	0.6%
1985		4	0.3%
1986		2	0.1%
1989		1	0.1%
1990		1	0.1%
1994		1	0.1%
1997		1	0.1%
2008		1	0.1%
2009		2	0.1%
Sysmiss		2	

Warning: these figures indicate the number of cases found in the data file. They cannot be interpreted as summary statistics of the population of interest.

hh_q4_etr: Ego lives abroad

Information	[Type= discrete] [Format=numeric] [Range= 0-2147483624] [Missing=*]
Statistics [NW/ W]	[Valid=1576 /-] [Invalid=0 /-]
Definition	The box ETR was to be ticked by the interviewer if the HH head lived abroad

File : rdc_qm_household

hh_q4_etr: Ego lives abroad

Source	Interviewer
Pre-question	Reminders
Literal question	Q4. ETR, CONJ, ENF, RET ETR
Interviewer's instructions	See a10

Value	Label	Cases	Percentage
0	No	1576	100.0%

Warning: these figures indicate the number of cases found in the data file. They cannot be interpreted as summary statistics of the population of interest.

hh_q4_cjt: Ego's partner lives abroad

Information	[Type= discrete] [Format=numeric] [Range= 0-2147483624] [Missing=*]
Statistics [NW/ W]	[Valid=1576 /-] [Invalid=0 /-]
Definition	The box CONJ was to be ticked by the interviewer if the HH head's partner lived abroad (see variable hh_a7b)
Source	Interviewer
Pre-question	Reminders
Literal question	Q4. ETR, CONJ, ENF, RET CONJ
Interviewer's instructions	See a7b

Value	Label	Cases	Percentage
0	No	1521	96.5%
1	Yes	55	3.5%

Warning: these figures indicate the number of cases found in the data file. They cannot be interpreted as summary statistics of the population of interest.

hh_q4_child: Ego's father and/or mother live(s) abroad

Information	[Type= discrete] [Format=numeric] [Range= 0-2147483624] [Missing=*]
Statistics [NW/ W]	[Valid=1576 /-] [Invalid=0 /-]
Definition	The box ENF was to be ticked by the interviewer if the HH head's father or mother lived abroad
Source	Interviewer
Pre-question	Reminders
Literal question	Q4. ETR, CONJ, ENF, RET ENF
Interviewer's instructions	See a7fath and a7moth

Value	Label	Cases	Percentage
0	No	1576	100.0%

Warning: these figures indicate the number of cases found in the data file. They cannot be interpreted as summary statistics of the population of interest.

hh_q4_return: Ego returned from a migration

Information	[Type= discrete] [Format=numeric] [Range= 0-2147483624] [Missing=*]
Statistics [NW/ W]	[Valid=1576 /-] [Invalid=0 /-]
Definition	The box RET was to be ticked by the interviewer if the HH head returned to DR Congo for at least a year since he/she first left
Source	Interviewer
Pre-question	Reminders
Literal question	Q4. ETR, CONJ, ENF, RET

File : rdc_qm_household

hh_q4_return: Ego returned from a migration

	RET		
Interviewer's instructions	See a13c		
Value	Label	Cases	Percentage
0	No	1352	85.8%
1	Yes	224	14.2%

Warning: these figures indicate the number of cases found in the data file. They cannot be interpreted as summary statistics of the population of interest.

cm_enf: Apart from the children currently living here, does the HH head have other child

Information	[Type= discrete] [Format=numeric] [Range= 0-1] [Missing=*]
Statistics [NW/ W]	[Valid=1576 /-] [Invalid=0 /-]
Pre-question	<p>Introduction</p> <p>Read to the respondent before beginning with the questionnaire:</p> <p>"We thank you for accepting to participate in this study organized by researchers from the UNIKIN and the UCL.</p> <p>This survey will serve to study Congolese migrations and the impact of migration on households. I will ask you the questions listed in this questionnaire. It is important that you give honest answers. I remind you that this questionnaire is anonymous and that your answers are confidential."</p> <p>"We will talk about the persons who live in this household. We will also talk about persons who do not live here, but which whom you have important links."</p>
Literal question	Apart from the children currently living here, does or did the household head have other children (biological or adopted), including children who are deceased?

Value	Label	Cases	Percentage
0	No	659	41.8%
1	Yes	917	58.2%

Warning: these figures indicate the number of cases found in the data file. They cannot be interpreted as summary statistics of the population of interest.

nb_cm_enf: If yes how many (children of the HH head currently not living here)

Information	[Type= continuous] [Format=numeric] [Range= 1-16] [Missing=*]
Statistics [NW/ W]	[Valid=917 /-] [Invalid=659 /-] [Mean=3.192 /-] [StdDev=2.312 /-]
Literal question	<p>Apart from the children currently living here, does or did the household head have other children (biological or adopted), including children who are deceased?</p> <p>If "Yes" => How many?</p>

Value	Label	Cases	Percentage
1	1 child	242	26.4%
2	2 children	208	22.7%
3	3 children	159	17.3%
4	4 children	99	10.8%
5	5 children	73	8.0%
6	6 children	51	5.6%
7	7 children	36	3.9%
8	8 children	18	2.0%
9	9 children	8	0.9%
10	10 children	8	0.9%
11	11 children	10	1.1%
12	12 children	3	0.3%
15	15 children	1	0.1%

File : rdc_qm_household

nb_cm_enf: If yes how many (children of the HH head currently not living here)

Value	Label	Cases	Percentage
16	16 children	1	0.1%

Warning: these figures indicate the number of cases found in the data file. They cannot be interpreted as summary statistics of the population of interest.

mar_migrant: Any persons in your HH engaged in a relationship with a migrant living abroad

Information [Type= discrete] [Format=numeric] [Range= 0-1] [Missing=*]

Statistics [NW/ W] [Valid=1576 /-] [Invalid=0 /-]

Literal question In you household, are there any persons who are engaged in a relationship with a migrant living outside of the Congo?

Value	Label	Cases	Percentage
0	No	1480	93.9%
1	Yes	96	6.1%

Warning: these figures indicate the number of cases found in the data file. They cannot be interpreted as summary statistics of the population of interest.

nb_mar_migrant: If yes how many (persons engaged in a relationship with a migrant living abroad)

Information [Type= continuous] [Format=numeric] [Range= 1-2] [Missing=*]

Statistics [NW/ W] [Valid=96 /-] [Invalid=1480 /-] [Mean=1.042 /-] [StdDev=0.201 /-]

Literal question In you household, are there any persons who are engaged in a relationship with a migrant living outside of the Congo?
If "Yes" => How many?

Value	Label	Cases	Percentage
1	1 person	92	95.8%
2	2 persons	4	4.2%

Warning: these figures indicate the number of cases found in the data file. They cannot be interpreted as summary statistics of the population of interest.

child_migrant: Any children under 18 years old in your HH whose parents are migrants living abroad

Information [Type= discrete] [Format=numeric] [Range= 0-2147483624] [Missing=*]

Statistics [NW/ W] [Valid=1576 /-] [Invalid=0 /-]

Literal question Are there any children under 18 years old in your household whose mother and/or father are migrants living abroad?

Value	Label	Cases	Percentage
0	No	1468	93.1%
1	Yes	108	6.9%

Warning: these figures indicate the number of cases found in the data file. They cannot be interpreted as summary statistics of the population of interest.

nb_child_migrant: If yes how many (children under 18 whose parents are migrants)

Information [Type= continuous] [Format=numeric] [Range= 1-6] [Missing=*]

Statistics [NW/ W] [Valid=108 /-] [Invalid=1468 /-] [Mean=1.694 /-] [StdDev=1.063 /-]

Literal question Are there any children under 18 years old in your household whose mother and/or father are migrants living abroad?
If "Yes" => How many?

Value	Label	Cases	Percentage
1	1 child	64	59.3%
2	2 children	25	23.1%
3	3 children	12	11.1%
4	4 children	3	2.8%
5	5 children	3	2.8%
6	6 children	1	0.9%

Warning: these figures indicate the number of cases found in the data file. They cannot be interpreted as summary statistics of the population of interest.

File : rdc_qm_household

cm_parent: HH head or partner have relatives living abroad (with regular contact)

Information	[Type= discrete] [Format=numeric] [Range= 0-1] [Missing=*]
Statistics [NW/ W]	[Valid=1576 /-] [Invalid=0 /-]
Literal question	In addition to the persons we've just recalled, does the household head and/or his/her partner have relatives living abroad and who have been in regular contact with the household over the past 12 months?

Value	Label	Cases	Percentage
0	No	765	48.5%
1	Yes	811	51.5%

Warning: these figures indicate the number of cases found in the data file. They cannot be interpreted as summary statistics of the population of interest.

nb_parent: If yes how many (relatives abroad with regular contact)

Information	[Type= continuous] [Format=numeric] [Range= 1-9] [Missing=*]
Statistics [NW/ W]	[Valid=811 /-] [Invalid=765 /-] [Mean=2.311 /-] [StdDev=1.634 /-]
Literal question	In addition to the persons we've just recalled, does the household head and/or his/her partner have relatives living abroad and who have been in regular contact with the household over the past 12 months? If "Yes" => How many?

Value	Label	Cases	Percentage
1	1 relative	318	39.2%
2	2 relatives	214	26.4%
3	3 relatives	145	17.9%
4	4 relatives	66	8.1%
5	5 relatives	31	3.8%
6	6 relatives	17	2.1%
7	7 relatives	10	1.2%
8	8 relatives	3	0.4%
9	9 relatives	2	0.2%
10	10 relatives	1	0.1%
12	12 relatives	3	0.4%
14	14 relatives	1	0.1%

Warning: these figures indicate the number of cases found in the data file. They cannot be interpreted as summary statistics of the population of interest.

hh_a1: Sex (HH head)

Information	[Type= discrete] [Format=numeric] [Range= 1-2] [Missing=*]
Statistics [NW/ W]	[Valid=1576 /-] [Invalid=0 /-]
Pre-question	Module A – Identification of household members and of the household head's personal network Sex
Literal question	A1. "Name" is:

Value	Label	Cases	Percentage
1	Man	1201	76.2%
2	Woman	375	23.8%

Warning: these figures indicate the number of cases found in the data file. They cannot be interpreted as summary statistics of the population of interest.

hh_a2_vivant: Is she/he still alive (HH head)

Information	[Type= discrete] [Format=numeric] [Range= 0-2147483624] [Missing=*]
Statistics [NW/ W]	[Valid=1576 /-] [Invalid=0 /-]
Pre-question	Year of death

File : rdc_qm_household

hh_a2_vivant: Is she/he still alive (HH head)

Literal question	A2a. Is "Name" alive?
Post-question	If hh_a2_vivant (A2a) in 1 => Go to hh_a3_1 (A3)
Interviewer's instructions	Don't read

Value	Label	Cases	Percentage
1	Yes	1576	100.0%

Warning: these figures indicate the number of cases found in the data file. They cannot be interpreted as summary statistics of the population of interest.

hh_a2_an: Year of death (HH head)

Information	[Type= discrete] [Format=numeric] [Range= 7777-2147483624] [Missing=*]
Statistics [NW/ W]	[Valid=0 /-] [Invalid=1576 /-]
Universe	If hh_a2_vivant in 0
Pre-question	Year of death
Literal question	A2. In which year did "Name" die? Don't know: How old was "Name" when he/she died? Year
Post-question	Go to hh_a14pays (A14Pays)
Interviewer's instructions	Read only for deceased children

Value	Label	Cases	Percentage
Sysmiss		1576	

Warning: these figures indicate the number of cases found in the data file. They cannot be interpreted as summary statistics of the population of interest.

hh_a2_age: Age at the time of death (HH head)

Information	[Type= discrete] [Format=numeric] [Range= 7777-2147483624] [Missing=*]
Statistics [NW/ W]	[Valid=0 /-] [Invalid=1576 /-]
Universe	If hh_a2_vivant in 0
Pre-question	Year of death
Literal question	A2. In which year did "Name" die? Don't know: How old was "Name" when he/she died? Age
Post-question	Go to hh_a14pays (A14Pays)
Interviewer's instructions	Read only for deceased children

Value	Label	Cases	Percentage
Sysmiss		1576	

Warning: these figures indicate the number of cases found in the data file. They cannot be interpreted as summary statistics of the population of interest.

hh_a3_1: Relation with the HH head 1 (HH head)

Information	[Type= discrete] [Format=numeric] [Range= 1-2147483624] [Missing=*]
Statistics [NW/ W]	[Valid=1576 /-] [Invalid=0 /-]
Universe	If hh_a2_vivant in 1
Pre-question	Relationship with head of the HH
Literal question	A3. How is "Name" related to the household head? First answer
Interviewer's instructions	(Multiple answers possible in case of adopted/fostered child)

Value	Label	Cases	Percentage
1	Household head	1574	99.9%
6	Mother/father	2	0.1%

File : rdc_qm_household

hh_a3_1: Relation with the HH head 1 (HH head)

Warning: these figures indicate the number of cases found in the data file. They cannot be interpreted as summary statistics of the population of interest.

hh_a3_2: Relation with the HH head 2 (HH head)

Information	[Type= discrete] [Format=numeric] [Range= 1-2147483624] [Missing=*]
Statistics [NW/ W]	[Valid=0 /-] [Invalid=1576 /-]
Universe	If hh_a2_vivant in 1
Pre-question	Relationship with head of the HH
Literal question	A3. How is "Name" related to the household head? Second answer
Interviewer's instructions	(Multiple answers possible in case of adopted/fostered child)

Value	Label	Cases	Percentage
Sysmiss		1576	

Warning: these figures indicate the number of cases found in the data file. They cannot be interpreted as summary statistics of the population of interest.

hh_a4: Living in the HH (HH head)

Information	[Type= discrete] [Format=numeric] [Range= 1-2147483624] [Missing=*]
Statistics [NW/ W]	[Valid=1576 /-] [Invalid=0 /-]
Universe	If hh_a2_vivant in 1
Pre-question	Situation
Literal question	A4. Has "Name" been living in this household during the last 6 months or has "Name" the intention of living here for at least 6 months?

Value	Label	Cases	Percentage
1	Yes	1576	100.0%

Warning: these figures indicate the number of cases found in the data file. They cannot be interpreted as summary statistics of the population of interest.

hh_a7a: Matrimonial status (HH head)

Information	[Type= discrete] [Format=numeric] [Range= 0-2147483624] [Missing=*]
Statistics [NW/ W]	[Valid=1575 /-] [Invalid=1 /-]
Universe	If hh_a2_vivant in 1 Household members only (A4 = 1)
Pre-question	To all
Literal question	A7a. Is he/she?
Post-question	If hh_a7a (A7a) in 6, 7, 8 => Go to hh_a15_natio1 (A15)
Interviewer's instructions	(read)

Value	Label	Cases	Percentage
0	Married monogamous	1004	63.7%
1	Married polygamous	77	4.9%
5	Consensual union	100	6.3%
6	Single	67	4.3%
7	Widowed	214	13.6%
8	Divorced/separated	110	7.0%
9	Other	3	0.2%
Sysmiss		1	

Warning: these figures indicate the number of cases found in the data file. They cannot be interpreted as summary statistics of the population of interest.

File : rdc_qm_household

hh_a7b: Is her/his partner living abroad? (HH head)

Information [Type= discrete] [Format=numeric] [Range= 0-2147483624] [Missing=*]

Statistics [NW/ W] [Valid=1184 /-] [Invalid=392 /-]

Universe
If hh_a2_vivant in 1
Household members only (A4 = 1)
If hh_a7a in 0, 1, 5, 9

Literal question A7b. Has "Name" a partner currently living abroad?

Post-question
If hh_a7b in 1 => Tick CONJ box (hh_q4_cjt)
If hh_a7b in 0 => Go to hh_a15_natio1 (A15)

Value	Label	Cases	Percentage
0	No	1129	95.4%
1	Yes	55	4.6%
Sysmiss		392	

Warning: these figures indicate the number of cases found in the data file. They cannot be interpreted as summary statistics of the population of interest.

hh_a7c_1: Number of the partner living abroad (HH head)

Information [Type= discrete] [Format=numeric] [Range= 1-2147483624] [Missing=*]

Statistics [NW/ W] [Valid=53 /-] [Invalid=1523 /-]

Universe
If hh_a2_vivant in 1
Household members only (A4 = 1)
If hh_a7a in 0, 1, 5, 9
If hh_a7b in 1

Literal question A7c. Who is his/her partner?

Post-question Go to hh_a15_natio1 (A15) if above 18

Interviewer's instructions Look at the flap and note down partner's ID

Value	Label	Cases	Percentage
2		1	1.9%
4		5	9.4%
5		5	9.4%
6		9	17.0%
7		8	15.1%
8		7	13.2%
9		4	7.5%
10		2	3.8%
11		1	1.9%
12		3	5.7%
13		2	3.8%
14		1	1.9%
16		1	1.9%
20		4	7.5%
Sysmiss		1523	

Warning: these figures indicate the number of cases found in the data file. They cannot be interpreted as summary statistics of the population of interest.

hh_a15_natio1: Current nationality 1 (HH head)

Information [Type= discrete] [Format=numeric] [Range= 96000-2147483624] [Missing=*]

Statistics [NW/ W] [Valid=1576 /-] [Invalid=0 /-]

Pre-question Nationalities

File : rdc_qm_household

hh_a15_natio1: Current nationality 1 (HH head)

Literal question A15. Which nationalities do you; does he/she currently hold?
Nationality 1

Interviewer's instructions (list in plain text)
(multiple answers possible)

Value	Label	Cases	Percentage
99312	RDC	1568	99.5%
99324	CONGO	1	0.1%
99335	MALI	1	0.1%
99395	ANGOLA	6	0.4%

Warning: these figures indicate the number of cases found in the data file. They cannot be interpreted as summary statistics of the population of interest.

hh_a15_natio2: Current nationality 2 (HH head)

Information [Type= discrete] [Format=numeric] [Range= 96000-2147483624] [Missing=*]

Statistics [NW/ W] [Valid=9 /-] [Invalid=1567 /-]

Pre-question Nationalities

Literal question A15. Which nationalities do you; does he/she currently hold?
Nationality 2

Interviewer's instructions (list in plain text)
(multiple answers possible)

Value	Label	Cases	Percentage
96000	FRANCE	1	11.1%
99131	BELGIQUE	3	33.3%
99132	ROYAUME-UNI	1	11.1%
99395	ANGOLA	3	33.3%
99401	CANADA	1	11.1%
Sysmiss		1567	

Warning: these figures indicate the number of cases found in the data file. They cannot be interpreted as summary statistics of the population of interest.

hh_a15_natio3: Current nationality 3 (HH head)

Information [Type= discrete] [Format=numeric] [Range= 96000-99527] [Missing=*]

Statistics [NW/ W] [Valid=0 /-] [Invalid=1576 /-]

Pre-question Nationalities

Literal question A15. Which nationalities do you; does he/she currently hold?
Nationality 3

Interviewer's instructions (list in plain text)
(multiple answers possible)

Value	Label	Cases	Percentage
Sysmiss		1576	

Warning: these figures indicate the number of cases found in the data file. They cannot be interpreted as summary statistics of the population of interest.

hh_a16: Place of origin (HH head)

Information [Type= discrete] [Format=numeric] [Range= 0-2147483624] [Missing=*]

Statistics [NW/ W] [Valid=1567 /-] [Invalid=9 /-]

Pre-question Place of origin

Literal question A16.

File : rdc_qm_household

hh_a16: Place of origin (HH head)

Value	Label	Cases	Percentage
1	Kinshasa	5	0.3%
2	Bas-Congo	140	8.9%
3	Bandundu	85	5.4%
4	Equateur	17	1.1%
5	Orientale	25	1.6%
6	Nord-Kivu	12	0.8%
7	Sud-Kivu	5	0.3%
8	Maniema	36	2.3%
9	Katanga	160	10.2%
10	Kasai-Occidental	633	40.4%
11	Kasai-Oriental	449	28.7%
Sysmiss		9	

Warning: these figures indicate the number of cases found in the data file. They cannot be interpreted as summary statistics of the population of interest.

hh_a17: Religion (HH head)

Information	[Type= discrete] [Format=numeric] [Range= 1-2147483624] [Missing=*]
Statistics [NW/ W]	[Valid=1575 /-] [Invalid=1 /-]
Definition	Christian: answers 6 to 8 + 17 to 19 Other: answers 9 to 10
Pre-question	Religion
Literal question	A17. What is your/his/her religion?

Value	Label	Cases	Percentage
0	Muslim	19	1.2%
6	Catholic	502	31.9%
7	Protestant	258	16.4%
8	Other christian	89	5.7%
9	Animist	4	0.3%
10	Other religion	21	1.3%
11	No religion	36	2.3%
17	Kimbanguist	51	3.2%
18	Pentecostalist	561	35.6%
19	Jehovah's witnesses	34	2.2%
Sysmiss		1	

Warning: these figures indicate the number of cases found in the data file. They cannot be interpreted as summary statistics of the population of interest.

hh_a17_preci: Specify the other religion (HH head)

Information	[Type= discrete] [Format=character] [Missing=*]
Statistics [NW/ W]	[Valid=1576 /-] [Invalid=0 /-]
Universe	If hh_a17 in 10
Pre-question	Religion
Literal question	A17. What is your/his/her religion? If "Other religion" => Specify

Value	Label	Cases	Percentage
.		1555	98.7%

File : rdc_qm_household

hh_a17_preci: Specify the other religion (HH head)

Value	Label	Cases	Percentage
.b		2	0.1%
14		1	0.1%
ARMEE DU SALUT		1	0.1%
BRANAMISTE		1	0.1%
BUDU DIAKONGO		1	0.1%
EBENEM		1	0.1%
ECKANCAR		1	0.1%
EGLISE DES NOIRS		2	0.1%
ISLAM		1	0.1%
MPEV ALONGO		1	0.1%
MPEVA LONGO		1	0.1%
MPEVE ALONGO		1	0.1%
MPEVE YA LONGO		2	0.1%
NEO APOSTOLIQUE		2	0.1%
PEVE YA LONGO		1	0.1%
TATA WONDA		1	0.1%
VUVAMU		1	0.1%

Warning: these figures indicate the number of cases found in the data file. They cannot be interpreted as summary statistics of the population of interest.

hh_a18: Level of education (HH head)

Information	[Type= discrete] [Format=numeric] [Range= 0-2147483624] [Missing=*]
Statistics [NW/ W]	[Valid=1551 /-] [Invalid=25 /-]
Pre-question	Level of education
Literal question	A18. If "Name" goes or went to school: what was the last class "Name" attended?

Value	Label	Cases	Percentage
0	None	59	3.8%
1	Pre-school (1 year in school)	1	0.1%
2	Pre-school (2 years in school)	3	0.2%
4	Primary/Basic (4 years in school)	8	0.5%
5	Primary/Basic (5 years in school)	12	0.8%
6	Primary/Basic (6 years in school)	17	1.1%
7	Primary/Basic (7 years in school)	36	2.3%
8	Primary/Basic (8 years in school)	31	2.0%
9	Primary/Basic (9 years in school)	93	6.0%
10	Secondary/orientation cycle (10 years in school)	30	1.9%
11	Secondary/orientation cycle (11 years in school)	78	5.0%
12	Secondary/Classics (12 years in school)	63	4.1%

File : rdc_qm_household

hh_a18: Level of education (HH head)

Value	Label	Cases	Percentage
13	Secondary/Classics (13 years in school)	140	9.0%
14	Secondary/Classics (14 years in school)	123	7.9%
15	Secondary/Classics (15 years in school)	379	24.4%
16	Superior-Graduate	22	1.4%
17	Superior-Graduate	40	2.6%
18	Superior-Graduate	204	13.2%
19	Superior-Licence	13	0.8%
20	Superior-Licence	170	11.0%
21	DEA/DESS/third cycle	3	0.2%
22	DEA/DESS/third cycle	9	0.6%
23	PHD	1	0.1%
24	PHD	1	0.1%
27	PHD	8	0.5%
55	Only basic literacy or national language	7	0.5%
Sysmiss		25	

Warning: these figures indicate the number of cases found in the data file. They cannot be interpreted as summary statistics of the population of interest.

hh_a19: Current occupation (HH head)

Information	[Type= discrete] [Format=numeric] [Range= 1-2147483624] [Missing=*]
Statistics [NW/ W]	[Valid=1570 /-] [Invalid=6 /-]
Pre-question	Activity status
Literal question	A19. At present, "Name" is primarily (spends most of his/her time) :
Post-question	If hh_a19 not in 1 => Go to hh_a14pays (A14Pays)

Value	Label	Cases	Percentage
1	Active, he/she works	1246	79.4%
2	Without occupation/housewife	95	6.1%
3	Unemployed/searching for a job	91	5.8%
4	Pupil/student/trainee	14	0.9%
5	Retired, doesn't work anymore	104	6.6%
6	Other inactive	20	1.3%
Sysmiss		6	

Warning: these figures indicate the number of cases found in the data file. They cannot be interpreted as summary statistics of the population of interest.

hh_a20: Current job (HH head)

Information	[Type= discrete] [Format=character] [Missing=*]
Statistics [NW/ W]	[Valid=1576 /-] [Invalid=0 /-]
Universe	If hh_a19 in 1
Pre-question	Occupation
Literal question	A20. What is "Name" occupation, profession, position, task?
Interviewer's instructions	Describe in detail the product type (good or service) produced or sold; and the place where it is produced or sold.

hh_a21: Current socio-economic status (HH head)

Information	[Type= discrete] [Format=numeric] [Range= 1-2147483624] [Missing=*]
Statistics [NW/ W]	[Valid=1233 /-] [Invalid=343 /-]

File : rdc_qm_household

hh_a21: Current socio-economic status (HH head)

Definition
Wage-earner: answers 1 to 3
Non-wage employment: answers 4 to 7

Universe
If hh_a19 in 1

Pre-question
Socio-professional category

Literal question
A20. You/he/she is:

Value	Label	Cases	Percentage
1	Intellectual/higher level occupation	132	10.7%
2	Skilled employee or worker	301	24.4%
3	Unskilled employee, labourer, worker	179	14.5%
4	Employer	32	2.6%
5	Self employed	586	47.5%
6	Apprentice, intern	1	0.1%
7	Family help	2	0.2%
Sysmiss		343	

Warning: these figures indicate the number of cases found in the data file. They cannot be interpreted as summary statistics of the population of interest.

hh_a14pays: Country of birth (HH head)

Information
[Type= discrete] [Format=numeric] [Range= 96000-2147483624] [Missing=*]

Statistics [NW/ W]
[Valid=1576 /-] [Invalid=0 /-]

Pre-question
To all, including deceased persons
Place of birth

Literal question
A14PAYS. Where was "Name" born?

Post-question
If abroad => Go to hh_a14imm_an (A14IMM)

Value	Label	Cases	Percentage
96000	FRANCE	2	0.1%
99131	BELGIQUE	4	0.3%
99312	RDC	1565	99.3%
99335	MALI	1	0.1%
99395	ANGOLA	4	0.3%

Warning: these figures indicate the number of cases found in the data file. They cannot be interpreted as summary statistics of the population of interest.

hh_a14vil: Town of birth (HH head)

Information
[Type= discrete] [Format=character] [Missing=*]

Statistics [NW/ W]
[Valid=1576 /-] [Invalid=0 /-]

Universe
If hh_a14pays in 99312 (RDC)

Pre-question
To all, including deceased persons
Place of birth

Literal question
A14VIL. In which village or town and district?
Town

Interviewer's instructions
Note the name of the village or the town and the code of the district (see list of codes)

Value	Label	Cases	Percentage
.		11	0.7%
..b		1	0.1%
.AKETI		1	0.1%

File : rdc_qm_household

hh_a14vil: Town of birth (HH head)

Value	Label	Cases	Percentage
.BAGATA		1	0.1%
.BANDALUNGU		1	0.1%
.BANDNUNDU		1	0.1%
.BANDUNDU		8	0.5%
.BASAKUNSU		1	0.1%
.BINGA		1	0.1%
.BOENDE		1	0.1%
.BOLOMBA		1	0.1%
.BOMA		1	0.1%
.BONGANDANC		1	0.1%
.BUKAVU		2	0.1%
.BULUNGU		9	0.6%
.BUMBA		3	0.2%
.BUNIA		1	0.1%
.DJOLU		1	0.1%
.DUNGA		1	0.1%
.FESHI		5	0.3%
.GEMENA		1	0.1%
.GOMA		1	0.1%
.IDIOFA		1	0.1%
.ILEBO		2	0.1%
.KABINDA		1	0.1%
.KAHEMBA		1	0.1%
.KALAMU		1	0.1%
.KALEMI		1	0.1%
.KANANGA		1	0.1%
.KASONGO LUNDA		5	0.3%
.KATAKOKOME		1	0.1%
.KATANGA		1	0.1%
.KENGE		2	0.1%
.KENKE		1	0.1%
.KIKWIT		3	0.2%
.KIMBASEKE		1	0.1%
.KIMBAU		1	0.1%
.KIMPESE		1	0.1%
.KINHSASA		1	0.1%
.KINKONGO		1	0.1%
.KINKONZI		1	0.1%
.KINSHASA		49	3.1%
.KIRI		1	0.1%
.KISANGANI		5	0.3%
.KISANTU		1	0.1%
.KISENSO		1	0.1%

File : rdc_qm_household

hh_a14vil: Town of birth (HH head)

Value	Label	Cases	Percentage
.KOLO		1	0.1%
.KWENGE		1	0.1%
.LEMBA		1	0.1%
.LIKASI		1	0.1%
.LINGUALA		1	0.1%
.LISALA		1	0.1%
.LUBUMBASHI		6	0.4%
.LUEBO		2	0.1%
.LUIZA		1	0.1%
.LUKULA		1	0.1%
.LUOZI		1	0.1%
.LUPATAPATA		1	0.1%
.LUSAMBO		1	0.1%
.MADIMBA		3	0.2%
.MADUDA		1	0.1%
.MASI MANIMBA		2	0.1%
.MASIMANIMBA		3	0.2%
.MASINA		1	0.1%
.MATADI		4	0.3%
.MATETE		1	0.1%
.MBANDAKA		1	0.1%
.MBANZA NGUNGU		4	0.3%
.MBUJI MAYI		3	0.2%
.MOBAYI MBONGO		1	0.1%
.MUSHI		1	0.1%
.NDJILI		1	0.1%
.NGABA		1	0.1%
.NGALIEMA		1	0.1%
.POPO KABAKA		1	0.1%
.POPOKABAKA		1	0.1%
.RUMANGABO		1	0.1%
.SELEMBAO		1	0.1%
.SHABUNDA		1	0.1%
.SONGOLO		1	0.1%
.TSHELA		3	0.2%
.VILLE DE BANDUNDU		1	0.1%
.YAKOMA		1	0.1%
.YUMBI		1	0.1%
.b		104	6.6%
.b.		1	0.1%

File : rdc_qm_household

hh_a14vil: Town of birth (HH head)

Value	Label	Cases	Percentage
.c		2	0.1%
AKETI		1	0.1%
BAGATA		11	0.7%
BAKWA KASANDU		1	0.1%
BAMBESA		1	0.1%
BANDALUNGW		2	0.1%
BANDUNDU		43	2.7%
BANDUNDU VILLE		5	0.3%
BANGATA		1	0.1%
BANGI		1	0.1%
BANZA NGUNGU		1	0.1%
BARINGA		1	0.1%
BARUMBU		2	0.1%
BAS CONGO		3	0.2%
BASANKUSU		2	0.1%
BASOKO		2	0.1%
BENGI		1	0.1%
BIKORO		2	0.1%
BINZAMBA KUILU		1	0.1%
BITADI LUASI		1	0.1%
BOENDE		4	0.3%
BOKELE		1	0.1%
BOKOTE		1	0.1%
BOKUNGU		2	0.1%
BOLENGE		1	0.1%
BOLOBO		5	0.3%
BOLUBUA		1	0.1%
BOMA		9	0.6%
BONDO		1	0.1%
BONGANDANG		1	0.1%
BOSOLOMBO		1	0.1%
BOYOME		1	0.1%
BUENZOLA		1	0.1%
BUJI AYI		1	0.1%
BUKAKA		1	0.1%
BUKAVU		6	0.4%
BULUNDU		1	0.1%
BULUNGU		44	2.8%
BUMBA		11	0.7%
BUMBU		2	0.1%
BUSHOLO		1	0.1%

File : rdc_qm_household

hh_a14vil: Town of birth (HH head)

Value	Label	Cases	Percentage
BUSONGO		1	0.1%
BUTA		2	0.1%
BUTEMBO		1	0.1%
BWANZA		1	0.1%
DIBAYA		5	0.3%
DIMA		1	0.1%
DIMBELENGE		1	0.1%
DINGA		1	0.1%
EQUATEUR		1	0.1%
EYANA		1	0.1%
FATUNDU		2	0.1%
FESHI		11	0.7%
GBADOLITE		1	0.1%
GOMA		2	0.1%
GONGO		1	0.1%
GUNGU		9	0.6%
IDIOFA		25	1.6%
IKELA		1	0.1%
ILEBO		3	0.2%
IMBONGO		1	0.1%
INGENDE		5	0.3%
INONGO		2	0.1%
IPAMU		2	0.1%
IREBO		1	0.1%
ISANGI		2	0.1%
ISENGI		1	0.1%
ISIRO		2	0.1%
IYAYA		1	0.1%
IYEMBE		1	0.1%
MOKE			
KABALO		1	0.1%
KABEYA		1	0.1%
KAMWANGA			
KABEYA		1	0.1%
KAMUANGA			
KABEYA		1	0.1%
KAMWANGA			
KABINDA		1	0.1%
KAHILO		1	0.1%
KALAMU		1	0.1%
KALEMIE		1	0.1%
KAMBA		1	0.1%
KAMBU		1	0.1%
BODILA			
KAMINA		3	0.2%

File : rdc_qm_household

hh_a14vil: Town of birth (HH head)

Value	Label	Cases	Percentage
KANANGA		20	1.3%
KANGA		1	0.1%
KASA VUBU		4	0.3%
KASANGULU		3	0.2%
KASOLUNGA		1	0.1%
KASONGO		1	0.1%
KASONGO LUNDA		1	0.1%
KASONGO LUNDA		12	0.8%
KASONGOLUNI		2	0.1%
KASSAI ORIENTAL		1	0.1%
KATA KOMBE		1	0.1%
KATAKO KOMBE		3	0.2%
KATAKOKOMB		2	0.1%
KATANGA		1	0.1%
KATENGA		1	0.1%
KAZAMBA		1	0.1%
KAZUMBA		2	0.1%
KENGE		24	1.5%
KENGU		1	0.1%
KIBABI		1	0.1%
KIBOMBO		1	0.1%
KIBUARI		1	0.1%
KIBUNDA		2	0.1%
KIFUTI		1	0.1%
KIKONZI		1	0.1%
KIKWIT		27	1.7%
KIMAKIS		1	0.1%
KIMBAMBIKI		1	0.1%
KIMBANSEKE		3	0.2%
KIMBAU		2	0.1%
KIMPESE		2	0.1%
KIMVULA		1	0.1%
KIMWANGU		1	0.1%
KINDAMBA		1	0.1%
KINDU		9	0.6%
KINGANDU		1	0.1%
KINGONZI		1	0.1%
KINGUNDA		1	0.1%
KINGWANYA		1	0.1%
KINKA		1	0.1%
KINSAVI		1	0.1%

File : rdc_qm_household

hh_a14vil: Town of birth (HH head)

Value	Label	Cases	Percentage
KINSHASA		419	26.6%
KINSHASA.		1	0.1%
KINSHASQA		1	0.1%
KINTAMBO		2	0.1%
KINTSHAKU		1	0.1%
KINZAMBI		1	0.1%
KISAMBE.		1	0.1%
KISANGANI		15	1.0%
KISEME		1	0.1%
KITUY		1	0.1%
KIVUNDA		1	0.1%
KNISHASA		1	0.1%
KOLOKOSO		4	0.3%
KOLWEZI		1	0.1%
KONDO KWILU		1	0.1%
KUKU		1	0.1%
KUNGU		1	0.1%
KUTU		6	0.4%
KWAMOUTH		2	0.1%
KWANGO		1	0.1%
KWILUKIMBAT		1	0.1%
KWILUNGONGC		2	0.1%
LEMBA		3	0.2%
LIBENGE		1	0.1%
LIKASI		3	0.2%
LIMETE		1	0.1%
LINGWALA		4	0.3%
LISALA		7	0.4%
LIZALA		1	0.1%
LODJA		6	0.4%
LOKELELA		1	0.1%
LOMELA		2	0.1%
LUBEFU		2	0.1%
LUBUMBASHI		29	1.8%
LUBUTU		1	0.1%
LUE		1	0.1%
LUEBO		2	0.1%
LUILA		1	0.1%
LUKALA		2	0.1%
LUKULA		2	0.1%
LUOZI		20	1.3%
LUSAMBO		2	0.1%
LUSANGA		2	0.1%

File : rdc_qm_household

hh_a14vil: Town of birth (HH head)

Value	Label	Cases	Percentage
LUSANGA BULUNGU		1	0.1%
MADIMBA		21	1.3%
MAKALA		2	0.1%
MAKAYA		1	0.1%
MALEMBA		1	0.1%
MANGAYI		1	0.1%
MANZODI		1	0.1%
MASI MANIMBA		1	0.1%
MASI MANDIMBA		1	0.1%
MASI MANIMBA		13	0.8%
MASIMANIMBA		27	1.7%
MASINA		4	0.3%
MASISI		1	0.1%
MATADI		20	1.3%
MATEKO		1	0.1%
MATETE		2	0.1%
MBANDAKA		18	1.1%
MBANZA NGUNGU		1	0.1%
MBANZA NGUNGU		18	1.1%
MBANZA NKANSI		1	0.1%
MBANZANGUN		2	0.1%
MBAZA NGUNGU		1	0.1%
MBBUNJIMAY		1	0.1%
MBONGA MIKWADI		1	0.1%
MBUJI MAYI		25	1.6%
MBUJIMAYI		5	0.3%
MBUJU MAYI		1	0.1%
MBUNJIMAY		1	0.1%
MBUYI MAYI		1	0.1%
MINOVA		1	0.1%
MISSION DINGA		1	0.1%
MOANDA		2	0.1%
MOKAMO		1	0.1%
MOLAO		1	0.1%
MONIEKA		1	0.1%
MUANDA		1	0.1%
MUBUBA		1	0.1%

File : rdc_qm_household

hh_a14vil: Town of birth (HH head)

Value	Label	Cases	Percentage
MUDILA		1	0.1%
MUEKA		1	0.1%
MUENGA		1	0.1%
MUKAMU		1	0.1%
MUKOSO		1	0.1%
MUKULU		1	0.1%
MUKULU KENGE		1	0.1%
MUKUYALA		1	0.1%
MULOPO		1	0.1%
MUMBA		1	0.1%
MUSHI		1	0.1%
MUSHIE		2	0.1%
MWENE DITU		4	0.3%
MWENE DITU1		1	0.1%
MWENEDITU		2	0.1%
NDJILI		4	0.3%
NGALIEMA		3	0.2%
NGANDA JIKA		1	0.1%
NGANDU		1	0.1%
NGEMBA		1	0.1%
NGIRI NGIRI		2	0.1%
NGOMBE MATADI		1	0.1%
NGUMA		1	0.1%
NGUNGU		1	0.1%
NIADI		1	0.1%
NIENGE		1	0.1%
NKAMBA		1	0.1%
NKARA		1	0.1%
NKOMA		1	0.1%
NSANGI		1	0.1%
NTATI		1	0.1%
OSHWE		1	0.1%
PAY		1	0.1%
PAY KONGILA		1	0.1%
PEYI KONGELA		1	0.1%
PINDI		1	0.1%
POPO KABAKA		1	0.1%
POPOKABAKA		9	0.6%
POPOKABAKA.		1	0.1%
RUTSHURU		1	0.1%
SAMBASI		1	0.1%

File : rdc_qm_household

hh_a14vil: Town of birth (HH head)

Value	Label	Cases	Percentage
SEKE BANZA		2	0.1%
SONGOLO		1	0.1%
SONGOLOLO		3	0.2%
TEMBO		1	0.1%
TSHELA		15	1.0%
TSHIKAPA		6	0.4%
TSHILENGE		3	0.2%
UBUNDU		1	0.1%
UKWANZOLA		1	0.1%
UVIRA		1	0.1%
VAKU		1	0.1%
VANGA		3	0.2%
VILLE DE BANDUNDU		4	0.3%
WALIKALE		2	0.1%
WATSHI NKENGO		1	0.1%
WEMBONYAM/		1	0.1%
YAKOMA		1	0.1%
YAMBUKU		1	0.1%
YANGAMBI		1	0.1%

Warning: these figures indicate the number of cases found in the data file. They cannot be interpreted as summary statistics of the population of interest.

hh_a14dep: Department of birth (HH head)

Information	[Type= discrete] [Format=numeric] [Range= 101-2147483624] [Missing=*]
Statistics [NW/ W]	[Valid=1561 /-] [Invalid=15 /-]
Universe	If hh_a14pays in 99312 (RDC)
Pre-question	To all, including deceased persons Place of birth
Literal question	A14DEP. In which village or town and district? District
Post-question	Go to hh_a12 (A12)
Interviewer's instructions	Note the name of the village or the town and the code of the district (see list of codes)

Value	Label	Cases	Percentage
1		586	37.5%
2		85	5.4%
3		45	2.9%
4		51	3.3%
5		13	0.8%
6		12	0.8%
7		7	0.4%
8		38	2.4%
9		94	6.0%
10		445	28.5%

File : rdc_qm_household

hh_a14dep: Department of birth (HH head)

Value	Label	Cases	Percentage
11		185	11.9%
Sysmiss		15	

Warning: these figures indicate the number of cases found in the data file. They cannot be interpreted as summary statistics of the population of interest.

hh_a14imm_an: Year of moving in Congo for the first time (HH head)

Information	[Type= discrete] [Format=numeric] [Range= 1959-2147483624] [Missing=*]
Statistics [NW/ W]	[Valid=10 /-] [Invalid=1566 /-]
Universe	If hh_a14pays not in 99312 (RDC)
Pre-question	To all, including deceased persons Immigration
Literal question	A14IMM. In which year did "Name" settle in Congo for the first time?
Post-question	If hh_a14imm_an in 0000 or hh_a14imm_age in 0 (Never lived in Congo)=> Next person

Value	Label	Cases	Percentage
1959		1	10.0%
1960		1	10.0%
1963		1	10.0%
1965		1	10.0%
1966		1	10.0%
1968		1	10.0%
1982		1	10.0%
1994		1	10.0%
2004		1	10.0%
2005		1	10.0%
Sysmiss		1566	

Warning: these figures indicate the number of cases found in the data file. They cannot be interpreted as summary statistics of the population of interest.

hh_a14imm_age: Age of moving in Congo for the first time (HH head)

Information	[Type= discrete] [Format=numeric] [Range= 0-2147483624] [Missing=*]
Statistics [NW/ W]	[Valid=10 /-] [Invalid=1566 /-]
Universe	If hh_a14pays not in 99312 (RDC)
Pre-question	To all, including deceased persons Immigration
Literal question	A14IMM. In which year did "Name" settle in Congo for the first time? Don't know: How old was "Name"?
Post-question	If hh_a14imm_an in 0000 or hh_a14imm_age in 0 (Never lived in Congo)=> Next person

Value	Label	Cases	Percentage
0	Has never lived in Congo	1	10.0%
1		1	10.0%
3		1	10.0%
6		1	10.0%
8		1	10.0%
26		1	10.0%
27		1	10.0%
28		1	10.0%

File : rdc_qm_household

hh_a14imm_age: Age of moving in Congo for the first time (HH head)

Value	Label	Cases	Percentage
30		2	20.0%
Sysmiss		1566	

Warning: these figures indicate the number of cases found in the data file. They cannot be interpreted as summary statistics of the population of interest.

hh_a12: Has she/he ever lived abroad? (HH head)

Information	[Type= discrete] [Format=numeric] [Range= 1-2147483624] [Missing=*]
Statistics [NW/ W]	[Valid=1574 /-] [Invalid=2 /-]
Universe	If "Name" has ever lived in Congo
Pre-question	To all, including deceased persons 1st out-migration
Literal question	A12. Has "Name" already lived outside of Congo since he/she was born / settled the 1st time in Congo?
Post-question	If hh_a12 in 10 or 11 => Next person

Value	Label	Cases	Percentage
3	Yes, for one year or more	226	14.4%
10	No, never	1032	65.6%
11	Yes, less than one year	316	20.1%
Sysmiss		2	

Warning: these figures indicate the number of cases found in the data file. They cannot be interpreted as summary statistics of the population of interest.

hh_a13a_an: In which year did she/he left for the first time? (HH head)

Information	[Type= discrete] [Format=numeric] [Range= 0-2147483624] [Missing=*]
Statistics [NW/ W]	[Valid=221 /-] [Invalid=1355 /-]
Universe	If "Name" has ever lived in Congo Si hh_a12 in 3
Pre-question	To all, including deceased persons 1st out-migration
Literal question	A13a. In which year did you/he/she leave Congo for the first time for at least one year?

Value	Label	Cases	Percentage
1954		1	0.5%
1958		1	0.5%
1959		2	0.9%
1960		4	1.8%
1961		3	1.4%
1963		1	0.5%
1964		3	1.4%
1965		2	0.9%
1966		1	0.5%
1969		1	0.5%
1970		3	1.4%
1971		1	0.5%
1972		3	1.4%
1973		3	1.4%
1974		2	0.9%
1975		2	0.9%

File : rdc_qm_household

hh_a13a_an: In which year did she/he left for the first time? (HH head)

Value	Label	Cases	Percentage
1976		3	1.4%
1977		1	0.5%
1978		2	0.9%
1979		4	1.8%
1980		7	3.2%
1981		7	3.2%
1983		4	1.8%
1984		5	2.3%
1985		3	1.4%
1986		5	2.3%
1987		4	1.8%
1988		4	1.8%
1989		10	4.5%
1990		11	5.0%
1991		12	5.4%
1992		9	4.1%
1993		5	2.3%
1994		13	5.9%
1995		7	3.2%
1996		9	4.1%
1997		4	1.8%
1998		5	2.3%
1999		5	2.3%
2000		7	3.2%
2001		11	5.0%
2002		5	2.3%
2003		7	3.2%
2004		4	1.8%
2005		3	1.4%
2006		6	2.7%
2007		4	1.8%
2008		2	0.9%
Sysmiss		1355	

Warning: these figures indicate the number of cases found in the data file. They cannot be interpreted as summary statistics of the population of interest.

hh_a13a_age: At what age did she/he left for the first time? (HH head)

Information	[Type= discrete] [Format=numeric] [Range= 0-2147483624] [Missing=*]
Statistics [NW/ W]	[Valid=219 /-] [Invalid=1357 /-] [Mean=28.461 /-] [StdDev=12.187 /-]
Universe	If "Name" has ever lived in Congo Si hh_a12 in 3
Pre-question	To all, including deceased persons 1st out-migration
Literal question	A13a. In which year did you/he/she leave Congo for the first time for at least one year? Don't know: How old were you / was he/she?

File : rdc_qm_household

hh_a13a_age: At what age did she/he left for the first time? (HH head)

Value	Label	Cases	Percentage
2		1	0.5%
3		1	0.5%
6		2	0.9%
7		2	0.9%
8		2	0.9%
9		1	0.5%
10		2	0.9%
11		2	0.9%
12		1	0.5%
14		4	1.8%
15		3	1.4%
16		2	0.9%
17		4	1.8%
18		5	2.3%
19		10	4.6%
20		10	4.6%
21		8	3.7%
22		5	2.3%
23		7	3.2%
24		18	8.2%
25		10	4.6%
26		7	3.2%
27		9	4.1%
28		7	3.2%
29		12	5.5%
30		7	3.2%
31		9	4.1%
32		7	3.2%
33		7	3.2%
34		2	0.9%
35		5	2.3%
36		7	3.2%
37		3	1.4%
38		6	2.7%
39		4	1.8%
40		2	0.9%
41		1	0.5%
42		1	0.5%
43		2	0.9%
44		1	0.5%
46		2	0.9%
47		1	0.5%
48		2	0.9%

File : rdc_qm_household

hh_a13a_age: At what age did she/he left for the first time? (HH head)

Value	Label	Cases	Percentage
50		1	0.5%
52		1	0.5%
53		2	0.9%
54		1	0.5%
55		3	1.4%
56		1	0.5%
58		1	0.5%
61		1	0.5%
64		1	0.5%
72		1	0.5%
75		1	0.5%
77		1	0.5%
Sysmiss		1357	

Warning: these figures indicate the number of cases found in the data file. They cannot be interpreted as summary statistics of the population of interest.

# hh_a13b: What was her/his destination country? (HH head)			
Information	[Type= discrete] [Format=numeric] [Range= 96000-2147483624] [Missing=*]		
Statistics [NW/ W]	[Valid=220 /-] [Invalid=1356 /-]		
Universe	If "Name" has ever lived in Congo Si hh_a12 in 3		
Pre-question	To all, including deceased persons 1st out-migration		
Literal question	A13b. What was the destination country when he/she left Congo for the first time?		
Interviewer's instructions	(i.e. the first country where he/she stayed for at least a year)		
Value	Label	Cases	Percentage
96000	FRANCE	15	6.8%
99109	GERMANY	1	0.5%
99114	ROMANIA	1	0.5%
99127	ITALY	3	1.4%
99131	BELGIUM	19	8.6%
99132	UNITED KINGDOM	1	0.5%
99140	SWITZERLAND	2	0.9%
99201	SAUDI ARABIA	1	0.5%
99207	ISRAEL	1	0.5%
99208	TURKEY	1	0.5%
99303	SOUTH AFRICA	1	0.5%
99312	CONGO (DEMOCRATIC REPUBLIC)	3	1.4%
99320	PORTUGUESE INDIAN OCEAN ISLANDS	1	0.5%
99321	BURUNDI	1	0.5%
99322	CAMEROON	2	0.9%
99323	CENTRAL AFRICAN REPUBLIC	2	0.9%
99324	CONGO	65	29.5%
99326	COTE DIVOIRE	1	0.5%
99327	BENIN	1	0.5%
99328	GABON	2	0.9%
99330	GUINEA	1	0.5%
99332	KENYA	1	0.5%
99338	NIGERIA	3	1.4%
99340	RWANDA	2	0.9%
99345	TOGO	1	0.5%
99346	ZAMBIA	3	1.4%
99351	TUNISIA	1	0.5%
99395	ANGOLA	80	36.4%
99401	CANADA	2	0.9%
99404	UNITED STATES	1	0.5%
99410	HAITI	1	0.5%
Sysmiss		1356	
<i>Warning: these figures indicate the number of cases found in the data file. They cannot be interpreted as summary statistics of the population of interest.</i>			
# hh_a13c: Did she/he already come back? (HH head)			
Information	[Type= discrete] [Format=numeric] [Range= 0-2147483624] [Missing=*]		
Statistics [NW/ W]	[Valid=223 /-] [Invalid=1353 /-]		

# hh_a13c: Did she/he already come back? (HH head)			
Universe	If "Name" has ever lived in Congo Si hh_a12 in 3		
Pre-question	To all, including deceased persons 1st out-migration		
Literal question	A13c. Did you/he/she return to Congo for at least a year since you/ he/she first left?		
Post-question	If hh_a13c in 0 => Next person If hh_a13c in 1 => mark RETURN in the flap		
Value	Label	Cases	Percentage
0	No	1	0.4%
1	Yes	222	99.6%
Sysmiss		1353	
<i>Warning: these figures indicate the number of cases found in the data file. They cannot be interpreted as summary statistics of the population of interest.</i>			
# hh_a13d_an: In which year did she/he come back for the first time? (HH head)			
Information	[Type= discrete] [Format=numeric] [Range= 1952-2147483624] [Missing=*]		
Statistics [NW/ W]	[Valid=217 /-] [Invalid=1359 /-]		
Universe	If "Name" has ever lived in Congo Si hh_a12 in 3 Si hh_a13c in 1		
Pre-question	To all, including deceased persons 1st out-migration		
Literal question	A13d. In which year did he/she return for the first time?		
Interviewer's instructions	(Indicate the date of the first return that lasted one year or longer)		
Value	Label	Cases	Percentage
1960		1	0.5%
1961		3	1.4%
1962		3	1.4%
1965		2	0.9%
1966		2	0.9%
1967		1	0.5%
1969		1	0.5%
1970		1	0.5%
1971		1	0.5%
1974		2	0.9%
1975		1	0.5%
1976		1	0.5%
1977		4	1.8%
1978		2	0.9%
1979		1	0.5%
1980		1	0.5%
1981		2	0.9%
1982		4	1.8%
1983		2	0.9%
1984		2	0.9%
1985		3	1.4%
1986		2	0.9%
1987		6	2.8%

hh_a13d_an: In which year did she/he come back for the first time? (HH head)

Value	Label	Cases	Percentage
1988		10	4.6%
1989		9	4.1%
1990		2	0.9%
1991		8	3.7%
1992		4	1.8%
1993		2	0.9%
1994		13	6.0%
1995		7	3.2%
1996		9	4.1%
1997		15	6.9%
1998		7	3.2%
1999		6	2.8%
2000		6	2.8%
2001		4	1.8%
2002		6	2.8%
2003		8	3.7%
2004		13	6.0%
2005		8	3.7%
2006		8	3.7%
2007		12	5.5%
2008		6	2.8%
2009		6	2.8%
Sysmiss		1359	

Warning: these figures indicate the number of cases found in the data file. They cannot be interpreted as summary statistics of the population of interest.

hh_a13d_age: At what age did she/he come back for the first time? (HH head)

Information	[Type= discrete] [Format=numeric] [Range= 9-2147483624] [Missing=*]
Statistics [NW/ W]	[Valid=215 /-] [Invalid=1361 /-] [Mean=33.181 /-] [StdDev=12.017 /-]
Universe	If "Name" has ever lived in Congo Si hh_a12 in 3 Si hh_a13c in 1
Pre-question	To all, including deceased persons 1st out-migration
Literal question	A13d. In which year did he/she return for the first time? Don't know: How old was he/she?
Post-question	=> Next person
Interviewer's instructions	(Indicate the date of the first return that lasted one year or longer)

Value	Label	Cases	Percentage
4		1	0.5%
6		1	0.5%
11		3	1.4%
12		1	0.5%
15		4	1.9%
16		2	0.9%
17		1	0.5%
18		2	0.9%
19		3	1.4%

hh_a13d_age: At what age did she/he come back for the first time? (HH head)

Value	Label	Cases	Percentage
20		5	2.3%
21		8	3.7%
22		4	1.9%
23		4	1.9%
24		10	4.7%
25		4	1.9%
26		6	2.8%
27		5	2.3%
28		13	6.0%
29		12	5.6%
30		6	2.8%
31		10	4.7%
32		11	5.1%
33		9	4.2%
34		5	2.3%
35		8	3.7%
36		4	1.9%
37		10	4.7%
38		6	2.8%
39		5	2.3%
40		6	2.8%
41		8	3.7%
42		3	1.4%
43		3	1.4%
44		6	2.8%
45		1	0.5%
47		2	0.9%
48		2	0.9%
49		1	0.5%
50		1	0.5%
51		3	1.4%
53		1	0.5%
55		3	1.4%
56		1	0.5%
57		1	0.5%
58		2	0.9%
59		1	0.5%
61		1	0.5%
62		2	0.9%
65		1	0.5%
76		2	0.9%
78		1	0.5%
Sysmiss		1361	

Warning: these figures indicate the number of cases found in the data file. They cannot be interpreted as summary statistics of the population of interest.

# e1: Your house is	
Information	[Type= discrete] [Format=numeric] [Range= 1-2147483624] [Missing=*]
Statistics [NW/ W]	[Valid=1569 /-] [Invalid=7 /-]
Pre-question	MODULE E: Housing and assets "Now we will talk about your dwelling and the equipment and assets that are available to you" "To start with, we will talk about the characteristics of your dwelling" Type of dwelling
Literal question	E1. Your dwelling is:
Interviewer's instructions	(read)

Value	Label	Cases	Percentage
1	One or several rooms in a share compound	195	12.4%
2	An apartment in a building	6	0.4%
3	A multi storey house	107	6.8%
4	A single storey house	1236	78.8%
5	A mud shut, traditional dwelling	13	0.8%
6	A barrack/shack	9	0.6%
7	Other	3	0.2%
Sysmiss		7	

Warning: these figures indicate the number of cases found in the data file. They cannot be interpreted as summary statistics of the population of interest.

e2: Number of rooms

Information	[Type= continuous] [Format=numeric] [Range= 1-2147483624] [Missing=*]
Statistics [NW/ W]	[Valid=1562 /-] [Invalid=14 /-] [Mean=2.915 /-] [StdDev=1.452 /-]
Pre-question	Number of rooms
Literal question	E2. How many rooms are used as living space, not counting the sanitary facilities and the kitchen?
Interviewer's instructions	(without rooms used for business purposes)

e3_1: The toilet facilities are 1

Information	[Type= discrete] [Format=numeric] [Range= 1-2147483624] [Missing=*]
Statistics [NW/ W]	[Valid=1550 /-] [Invalid=26 /-]
Pre-question	Amenities
Literal question	E3. The toilet facilities are: First answer
Interviewer's instructions	(read, multiple answers possible)

Value	Label	Cases	Percentage
1	Flush toilet linked to sewerage	61	3.9%
2	Flush toilet with pit	578	37.3%
3	Latrines	823	53.1%
4	Public toilets	42	2.7%
5	Free range	2	0.1%
6	Other	44	2.8%
Sysmiss		26	

Warning: these figures indicate the number of cases found in the data file. They cannot be interpreted as summary statistics of the population of interest.

e3_2: The toilet facilities are 2

Information	[Type= discrete] [Format=numeric] [Range= 1-2147483624] [Missing=*]
Statistics [NW/ W]	[Valid=19 /-] [Invalid=1557 /-]

# e3_2: The toilet facilities are 2			
Pre-question	Amenities		
Literal question	E3. The toilet facilities are: Second answer		
Interviewer's instructions	(read, multiple answers possible)		
Value	Label	Cases	Percentage
2	Flush toilet with pit	4	21.1%
3	Latrines	8	42.1%
6	Other	7	36.8%
Sysmiss		1557	
<i>Warning: these figures indicate the number of cases found in the data file. They cannot be interpreted as summary statistics of the population of interest.</i>			
# e4_1: Water supply 1			
Information	[Type= discrete] [Format=numeric] [Range= 0-2147483624] [Missing=*]		
Statistics [NW/ W]	[Valid=1569 /-] [Invalid=7 /-]		
Pre-question	Water and power supply		
Literal question	E4. You have access to water through: First answer		
Interviewer's instructions	(read, multiple answers possible)		
Value	Label	Cases	Percentage
1	Indoor well	15	1.0%
2	Outdoor well	35	2.2%
3	Indoor plumbing/tap in the house	190	12.1%
5	Borehole	46	2.9%
6	Water vendor	3	0.2%
8	Other	6	0.4%
40	Tap outside within the compound/plot	744	47.4%
41	Tap outside in the neighbours' compound/plot	275	17.5%
42	Tap outside in the neighbourhood	128	8.2%
71	A spring/stream/river	127	8.1%
Sysmiss		7	
<i>Warning: these figures indicate the number of cases found in the data file. They cannot be interpreted as summary statistics of the population of interest.</i>			
# e4_2: Water supply 2			
Information	[Type= discrete] [Format=numeric] [Range= 0-2147483624] [Missing=*]		
Statistics [NW/ W]	[Valid=156 /-] [Invalid=1420 /-]		
Pre-question	Water and power supply		
Literal question	E4. You have access to water through: Second answer		
Interviewer's instructions	(read, multiple answers possible)		
Value	Label	Cases	Percentage
2	Outdoor well	2	1.3%
3	Indoor plumbing/tap in the house	5	3.2%
5	Borehole	6	3.8%
6	Water vendor	8	5.1%
8	Other	4	2.6%
40	Tap outside within the compound/plot	85	54.5%

# e4_2: Water supply 2			
Value	Label	Cases	Percentage
41	Tap outside in the neighbours' compound/plot	11	7.1%
42	Tap outside in the neighbourhood	17	10.9%
71	A spring/stream/river	17	10.9%
72	A pond/pool	1	0.6%
Sysmiss		1420	
<i>Warning: these figures indicate the number of cases found in the data file. They cannot be interpreted as summary statistics of the population of interest.</i>			
# e4_3: Water supply 3			
Information	[Type= discrete] [Format=numeric] [Range= 0-2147483624] [Missing=*]		
Statistics [NW/ W]	[Valid=12 /-] [Invalid=1564 /-]		
Pre-question	Water and power supply		
Literal question	E4. You have access to water through: Third answer		
Interviewer's instructions	(read, multiple answers possible)		
Value	Label	Cases	Percentage
5	Borehole	1	8.3%
6	Water vendor	3	25.0%
8	Other	2	16.7%
40	Tap outside within the compound/plot	1	8.3%
41	Tap outside in the neighbours' compound/plot	1	8.3%
42	Tap outside in the neighbourhood	2	16.7%
71	A spring/stream/river	2	16.7%
Sysmiss		1564	
<i>Warning: these figures indicate the number of cases found in the data file. They cannot be interpreted as summary statistics of the population of interest.</i>			
# e5: Do you have electricity			
Information	[Type= discrete] [Format=numeric] [Range= 0-2147483624] [Missing=*]		
Statistics [NW/ W]	[Valid=1569 /-] [Invalid=7 /-]		
Literal question	E5. Do you have electricity?		
Value	Label	Cases	Percentage
0	No	290	18.5%
1	Yes	1279	81.5%
Sysmiss		7	
<i>Warning: these figures indicate the number of cases found in the data file. They cannot be interpreted as summary statistics of the population of interest.</i>			
# e6_1: Fuel 1			
Information	[Type= discrete] [Format=numeric] [Range= 0-2147483624] [Missing=*]		
Statistics [NW/ W]	[Valid=1563 /-] [Invalid=13 /-]		
Pre-question	Fuel		
Literal question	E6. Most of the time, what is the energy used by the household for cooking? First answer		
Interviewer's instructions	(Multiple answers possible)		
Value	Label	Cases	Percentage
0	Electricity	883	56.5%
1	Gas	13	0.8%
2	Charcoal	594	38.0%

# e6_1: Fuel 1			
Value	Label	Cases	Percentage
3	Firewood	66	4.2%
4	Other	6	0.4%
5	None	1	0.1%
Sysmiss		13	
<i>Warning: these figures indicate the number of cases found in the data file. They cannot be interpreted as summary statistics of the population of interest.</i>			
# e6_2: Fuel 2			
Information	[Type= discrete] [Format=numeric] [Range= 0-2147483624] [Missing=*]		
Statistics [NW/ W]	[Valid=973 /-] [Invalid=603 /-]		
Pre-question	Fuel		
Literal question	E6. Most of the time, what is the energy used by the household for cooking? Second answer		
Interviewer's instructions	(Multiple answers possible)		
Value	Label	Cases	Percentage
0	Electricity	3	0.3%
1	Gas	4	0.4%
2	Charcoal	822	84.5%
3	Firewood	133	13.7%
4	Other	11	1.1%
Sysmiss		603	
<i>Warning: these figures indicate the number of cases found in the data file. They cannot be interpreted as summary statistics of the population of interest.</i>			
# e6_3: Fuel 3			
Information	[Type= discrete] [Format=numeric] [Range= 0-2147483624] [Missing=*]		
Statistics [NW/ W]	[Valid=48 /-] [Invalid=1528 /-]		
Pre-question	Fuel		
Literal question	E6. Most of the time, what is the energy used by the household for cooking? Third answer		
Interviewer's instructions	(Multiple answers possible)		
Value	Label	Cases	Percentage
2	Charcoal	7	14.6%
3	Firewood	30	62.5%
4	Other	11	22.9%
Sysmiss		1528	
<i>Warning: these figures indicate the number of cases found in the data file. They cannot be interpreted as summary statistics of the population of interest.</i>			
# e6_4: Fuel 4			
Information	[Type= discrete] [Format=numeric] [Range= 0-2147483624] [Missing=*]		
Statistics [NW/ W]	[Valid=3 /-] [Invalid=1573 /-]		
Pre-question	Fuel		
Literal question	E6. Most of the time, what is the energy used by the household for cooking? Fourth answer		
Interviewer's instructions	(Multiple answers possible)		
Value	Label	Cases	Percentage
1	Gas	1	33.3%
2	Charcoal	1	33.3%

# e6_4: Fuel 4			
Value	Label	Cases	Percentage
4	Other	1	33.3%
Sysmiss		1573	
<i>Warning: these figures indicate the number of cases found in the data file. They cannot be interpreted as summary statistics of the population of interest.</i>			
# e7_1: Refrigerator			
Information	[Type= discrete] [Format=numeric] [Range= 0-2147483624] [Missing=*]		
Statistics [NW/ W]	[Valid=1575 /-] [Invalid=1 /-]		
Pre-question	Durable goods		
Literal question	E7. Which of the following items does your household own? Refrigerator/ freezer		
Interviewer's instructions	(read)		
Value	Label	Cases	Percentage
0	No	990	62.9%
1	Yes	585	37.1%
Sysmiss		1	
<i>Warning: these figures indicate the number of cases found in the data file. They cannot be interpreted as summary statistics of the population of interest.</i>			
# e7_2: Stove			
Information	[Type= discrete] [Format=numeric] [Range= 0-2147483624] [Missing=*]		
Statistics [NW/ W]	[Valid=1575 /-] [Invalid=1 /-]		
Pre-question	Durable goods		
Literal question	E7. Which of the following items does your household own? Stove		
Interviewer's instructions	(read)		
Value	Label	Cases	Percentage
0	No	581	36.9%
1	Yes	994	63.1%
Sysmiss		1	
<i>Warning: these figures indicate the number of cases found in the data file. They cannot be interpreted as summary statistics of the population of interest.</i>			
# e7_3: Sewing machine			
Information	[Type= discrete] [Format=numeric] [Range= 0-2147483624] [Missing=*]		
Statistics [NW/ W]	[Valid=1575 /-] [Invalid=1 /-]		
Pre-question	Durable goods		
Literal question	E7. Which of the following items does your household own? Sewing machine		
Interviewer's instructions	(read)		
Value	Label	Cases	Percentage
0	No	1338	85.0%
1	Yes	237	15.0%
Sysmiss		1	
<i>Warning: these figures indicate the number of cases found in the data file. They cannot be interpreted as summary statistics of the population of interest.</i>			
# e7_4: Radio/Hifi system			
Information	[Type= discrete] [Format=numeric] [Range= 0-2147483624] [Missing=*]		
Statistics [NW/ W]	[Valid=1575 /-] [Invalid=1 /-]		

# e7_4: Radio/Hifi system			
Pre-question	Durable goods		
Literal question	E7. Which of the following items does your household own? Radio/ Hi-fi system		
Interviewer's instructions	(read)		
Value	Label	Cases	Percentage
0	No	480	30.5%
1	Yes	1095	69.5%
Sysmiss		1	
<i>Warning: these figures indicate the number of cases found in the data file. They cannot be interpreted as summary statistics of the population of interest.</i>			
# e7_5: TV			
Information	[Type= discrete] [Format=numeric] [Range= 0-2147483624] [Missing=*]		
Statistics [NW/ W]	[Valid=1575 /-] [Invalid=1 /-]		
Pre-question	Durable goods		
Literal question	E7. Which of the following items does your household own? TV		
Interviewer's instructions	(read)		
Value	Label	Cases	Percentage
0	No	277	17.6%
1	Yes	1298	82.4%
Sysmiss		1	
<i>Warning: these figures indicate the number of cases found in the data file. They cannot be interpreted as summary statistics of the population of interest.</i>			
# e7_6: Cable or satellite			
Information	[Type= discrete] [Format=numeric] [Range= 0-2147483624] [Missing=*]		
Statistics [NW/ W]	[Valid=1575 /-] [Invalid=1 /-]		
Pre-question	Durable goods		
Literal question	E7. Which of the following items does your household own? Cable or satellite		
Interviewer's instructions	(read)		
Value	Label	Cases	Percentage
0	No	1545	98.1%
1	Yes	30	1.9%
Sysmiss		1	
<i>Warning: these figures indicate the number of cases found in the data file. They cannot be interpreted as summary statistics of the population of interest.</i>			
# e7_7: Video/DVD player			
Information	[Type= discrete] [Format=numeric] [Range= 0-2147483624] [Missing=*]		
Statistics [NW/ W]	[Valid=1575 /-] [Invalid=1 /-]		
Pre-question	Durable goods		
Literal question	E7. Which of the following items does your household own? Video or DVD player		
Interviewer's instructions	(read)		
Value	Label	Cases	Percentage
0	No	885	56.2%
1	Yes	690	43.8%

# e7_7: Video/DVD player			
Value	Label	Cases	Percentage
Sysmiss		1	
<i>Warning: these figures indicate the number of cases found in the data file. They cannot be interpreted as summary statistics of the population of interest.</i>			
# e7_8: Phone			
Information	[Type= discrete] [Format=numeric] [Range= 0-2147483624] [Missing=*]		
Statistics [NW/ W]	[Valid=1575 /-] [Invalid=1 /-]		
Pre-question	Durable goods		
Literal question	E7. Which of the following items does your household own? Phone (fixed or mobile)		
Interviewer's instructions	(read)		
Value	Label	Cases	Percentage
0	No	334	21.2%
1	Yes	1241	78.8%
Sysmiss		1	
<i>Warning: these figures indicate the number of cases found in the data file. They cannot be interpreted as summary statistics of the population of interest.</i>			
# e7_9: Computer			
Information	[Type= discrete] [Format=numeric] [Range= 0-2147483624] [Missing=*]		
Statistics [NW/ W]	[Valid=1575 /-] [Invalid=1 /-]		
Pre-question	Durable goods		
Literal question	E7. Which of the following items does your household own? Computer		
Interviewer's instructions	(read)		
Value	Label	Cases	Percentage
0	No	1416	89.9%
1	Yes	159	10.1%
Sysmiss		1	
<i>Warning: these figures indicate the number of cases found in the data file. They cannot be interpreted as summary statistics of the population of interest.</i>			
# e7_10: Internet			
Information	[Type= discrete] [Format=numeric] [Range= 0-2147483624] [Missing=*]		
Statistics [NW/ W]	[Valid=1575 /-] [Invalid=1 /-]		
Pre-question	Durable goods		
Literal question	E7. Which of the following items does your household own? Internet connection		
Interviewer's instructions	(read)		
Value	Label	Cases	Percentage
0	No	1529	97.1%
1	Yes	46	2.9%
Sysmiss		1	
<i>Warning: these figures indicate the number of cases found in the data file. They cannot be interpreted as summary statistics of the population of interest.</i>			
# e7_11: Fan			
Information	[Type= discrete] [Format=numeric] [Range= 0-2147483624] [Missing=*]		
Statistics [NW/ W]	[Valid=1575 /-] [Invalid=1 /-]		
Pre-question	Durable goods		

# e7_11: Fan			
Literal question	E7. Which of the following items does your household own? Fan		
Interviewer's instructions	(read)		
Value	Label	Cases	Percentage
0	No	642	40.8%
1	Yes	933	59.2%
Sysmiss		1	
<i>Warning: these figures indicate the number of cases found in the data file. They cannot be interpreted as summary statistics of the population of interest.</i>			
# e7_12: Air conditioning			
Information	[Type= discrete] [Format=numeric] [Range= 0-2147483624] [Missing=*]		
Statistics [NW/ W]	[Valid=1575 /-] [Invalid=1 /-]		
Pre-question	Durable goods		
Literal question	E7. Which of the following items does your household own? Air conditioning		
Interviewer's instructions	(read)		
Value	Label	Cases	Percentage
0	No	1498	95.1%
1	Yes	77	4.9%
Sysmiss		1	
<i>Warning: these figures indicate the number of cases found in the data file. They cannot be interpreted as summary statistics of the population of interest.</i>			
# e7_13: None			
Information	[Type= discrete] [Format=numeric] [Range= 0-2147483624] [Missing=*]		
Statistics [NW/ W]	[Valid=1576 /-] [Invalid=0 /-]		
Pre-question	Durable goods		
Literal question	E7. Which of the following items does your household own? None		
Interviewer's instructions	(read)		
Value	Label	Cases	Percentage
0	No	1493	94.7%
1	Yes	83	5.3%
<i>Warning: these figures indicate the number of cases found in the data file. They cannot be interpreted as summary statistics of the population of interest.</i>			
# e8_1: Taxi			
Information	[Type= discrete] [Format=numeric] [Range= 0-2147483624] [Missing=*]		
Statistics [NW/ W]	[Valid=1576 /-] [Invalid=0 /-]		
Literal question	E8. What means of transport does your household own? Taxi		
Interviewer's instructions	(read)		
Value	Label	Cases	Percentage
0	No	1543	97.9%
1	Yes	33	2.1%
<i>Warning: these figures indicate the number of cases found in the data file. They cannot be interpreted as summary statistics of the population of interest.</i>			
# e8_2: Car			
Information	[Type= discrete] [Format=numeric] [Range= 0-2147483624] [Missing=*]		

# e8_2: Car			
Statistics [NW/ W]	[Valid=1576 /-] [Invalid=0 /-]		
Literal question	E8. What means of transport does your household own? Car		
Interviewer's instructions	(read)		
Value	Label	Cases	Percentage
0	No	1440	91.4%
1	Yes	136	8.6%
<i>Warning: these figures indicate the number of cases found in the data file. They cannot be interpreted as summary statistics of the population of interest.</i>			
# e8_3: Motorcycle			
Information	[Type= discrete] [Format=numeric] [Range= 0-2147483624] [Missing=*]		
Statistics [NW/ W]	[Valid=1576 /-] [Invalid=0 /-]		
Literal question	E8. What means of transport does your household own? Motorcycle		
Interviewer's instructions	(read)		
Value	Label	Cases	Percentage
0	No	1569	99.6%
1	Yes	7	0.4%
<i>Warning: these figures indicate the number of cases found in the data file. They cannot be interpreted as summary statistics of the population of interest.</i>			
# e8_4: Bicycle			
Information	[Type= discrete] [Format=numeric] [Range= 0-2147483624] [Missing=*]		
Statistics [NW/ W]	[Valid=1576 /-] [Invalid=0 /-]		
Literal question	E8. What means of transport does your household own? Bicycle		
Interviewer's instructions	(read)		
Value	Label	Cases	Percentage
0	No	1568	99.5%
1	Yes	8	0.5%
<i>Warning: these figures indicate the number of cases found in the data file. They cannot be interpreted as summary statistics of the population of interest.</i>			
# e8_5: Cart			
Information	[Type= discrete] [Format=numeric] [Range= 0-2147483624] [Missing=*]		
Statistics [NW/ W]	[Valid=1576 /-] [Invalid=0 /-]		
Literal question	E8. What means of transport does your household own? Cart		
Interviewer's instructions	(read)		
Value	Label	Cases	Percentage
0	No	1571	99.7%
1	Yes	5	0.3%
<i>Warning: these figures indicate the number of cases found in the data file. They cannot be interpreted as summary statistics of the population of interest.</i>			
# e8_6: Tractor			
Information	[Type= discrete] [Format=numeric] [Range= 0-2147483624] [Missing=*]		
Statistics [NW/ W]	[Valid=1576 /-] [Invalid=0 /-]		
Literal question	E8. What means of transport does your household own? Tractor		

# e8_6: Tractor			
Interviewer's instructions		(read)	
Value	Label	Cases	Percentage
0	No	1575	99.9%
1	Yes	1	0.1%
<i>Warning: these figures indicate the number of cases found in the data file. They cannot be interpreted as summary statistics of the population of interest.</i>			
# e8_7: Other			
Information		[Type= discrete] [Format=numeric] [Range= 0-2147483624] [Missing=*]	
Statistics [NW/ W]		[Valid=1576 /-] [Invalid=0 /-]	
Literal question		E8. What means of transport does your household own? Other	
Interviewer's instructions		(read)	
Value	Label	Cases	Percentage
0	No	1512	95.9%
1	Yes	64	4.1%
<i>Warning: these figures indicate the number of cases found in the data file. They cannot be interpreted as summary statistics of the population of interest.</i>			
# e8_8: None			
Information		[Type= discrete] [Format=numeric] [Range= 0-2147483624] [Missing=*]	
Statistics [NW/ W]		[Valid=1576 /-] [Invalid=0 /-]	
Literal question		E8. What means of transport does your household own? None	
Interviewer's instructions		(read)	
Value	Label	Cases	Percentage
0	No	238	15.1%
1	Yes	1338	84.9%
<i>Warning: these figures indicate the number of cases found in the data file. They cannot be interpreted as summary statistics of the population of interest.</i>			
# e9_annee: Since which year have you been living in this dwelling (HH head)			
Information		[Type= discrete] [Format=numeric] [Range= 1930-2147483624] [Missing=*]	
Statistics [NW/ W]		[Valid=1562 /-] [Invalid=14 /-]	
Pre-question		"To come back to your dwelling..."	
Literal question		E9. How long have you been living in this dwelling? Which year	
Interviewer's instructions		(repeat question to obtain a date)	
Value	Label	Cases	Percentage
1941		1	0.1%
1945		1	0.1%
1949		1	0.1%
1950		2	0.1%
1951		1	0.1%
1952		3	0.2%
1953		4	0.3%
1954		3	0.2%
1955		3	0.2%
1956		3	0.2%
1957		5	0.3%

e9_annee: Since which year have you been living in this dwelling (HH head)

Value	Label	Cases	Percentage
1958		6	0.4%
1959		8	0.5%
1960		20	1.3%
1961		9	0.6%
1962		10	0.6%
1963		5	0.3%
1964		12	0.8%
1965		8	0.5%
1966		2	0.1%
1967		7	0.4%
1968		15	1.0%
1969		7	0.4%
1970		19	1.2%
1971		8	0.5%
1972		15	1.0%
1973		22	1.4%
1974		22	1.4%
1975		17	1.1%
1976		21	1.3%
1977		15	1.0%
1978		10	0.6%
1979		10	0.6%
1980		26	1.7%
1981		8	0.5%
1982		17	1.1%
1983		10	0.6%
1984		18	1.2%
1985		19	1.2%
1986		17	1.1%
1987		12	0.8%
1988		13	0.8%
1989		23	1.5%
1990		40	2.6%
1991		13	0.8%
1992		17	1.1%
1993		14	0.9%
1994		19	1.2%
1995		19	1.2%
1996		17	1.1%
1997		33	2.1%
1998		20	1.3%
1999		28	1.8%
2000		45	2.9%
2001		28	1.8%
2002		41	2.6%

e9_annee: Since which year have you been living in this dwelling (HH head)

Value	Label	Cases	Percentage
2003		47	3.0%
2004		68	4.4%
2005		77	4.9%
2006		97	6.2%
2007		134	8.6%
2008		157	10.1%
2009		190	12.2%
Sysmiss		14	

Warning: these figures indicate the number of cases found in the data file. They cannot be interpreted as summary statistics of the population of interest.

e9_nban: Since how many years have you been living in this dwelling (HH head)

Information	[Type= discrete] [Format=numeric] [Range= 0-78] [Missing=*]
Statistics [NW/ W]	[Valid=1562 /-] [Invalid=14 /-] [Mean=13.921 /-] [StdDev=15.293 /-]
Pre-question	"To come back to your dwelling..."
Literal question	E9. How long have you been living in this dwelling? How many years
Interviewer's instructions	(repeat question to obtain a date)

Value	Label	Cases	Percentage
0		190	12.2%
1		157	10.1%
2		134	8.6%
3		97	6.2%
4		77	4.9%
5		68	4.4%
6		47	3.0%
7		41	2.6%
8		28	1.8%
9		45	2.9%
10		28	1.8%
11		20	1.3%
12		33	2.1%
13		17	1.1%
14		19	1.2%
15		19	1.2%
16		14	0.9%
17		17	1.1%
18		13	0.8%
19		40	2.6%
20		23	1.5%
21		13	0.8%
22		12	0.8%
23		17	1.1%
24		19	1.2%
25		18	1.2%
26		10	0.6%

e9_nban: Since how many years have you been living in this dwelling (HH head)

Value	Label	Cases	Percentage
27		17	1.1%
28		8	0.5%
29		26	1.7%
30		10	0.6%
31		10	0.6%
32		15	1.0%
33		21	1.3%
34		17	1.1%
35		22	1.4%
36		22	1.4%
37		15	1.0%
38		8	0.5%
39		19	1.2%
40		7	0.4%
41		15	1.0%
42		7	0.4%
43		2	0.1%
44		8	0.5%
45		12	0.8%
46		5	0.3%
47		10	0.6%
48		9	0.6%
49		20	1.3%
50		8	0.5%
51		6	0.4%
52		5	0.3%
53		3	0.2%
54		3	0.2%
55		3	0.2%
56		4	0.3%
57		3	0.2%
58		1	0.1%
59		2	0.1%
60		1	0.1%
64		1	0.1%
68		1	0.1%
Sysmiss		14	

Warning: these figures indicate the number of cases found in the data file. They cannot be interpreted as summary statistics of the population of interest.

e10: Are you? (HH head)

Information	[Type= discrete] [Format=numeric] [Range= 1-2147483624] [Missing=*]
Statistics [NW/ W]	[Valid=1569 /-] [Invalid=7 /-]
Pre-question	Occupancy status of the household head
Literal question	E10. Are you/ Is the head of the household:
Post-question	If e10 in 4 => Go to e12_num (E12) If e10 in 50, 51, 6, 7 => Go to e14 (E14)

# e10: Are you? (HH head)			
Interviewer's instructions		(read)	
Value	Label	Cases	Percentage
1	Tenant	624	39.8%
2	Co-tenant	10	0.6%
3	Housed by the employer	4	0.3%
4	Housed for free	85	5.4%
6	Leaseholder	0	
7	In a family house or compound	68	4.3%
50	Owner	624	39.8%
51	Co-owner	154	9.8%
Sysmiss		7	
<i>Warning: these figures indicate the number of cases found in the data file. They cannot be interpreted as summary statistics of the population of interest.</i>			
# e11: Does or did your owner live abroad?			
Information		[Type= discrete] [Format=numeric] [Range= 0-1] [Missing=*]	
Statistics [NW/ W]		[Valid=467 /-] [Invalid=1109 /-]	
Universe		If e10 in 1, 2, 3	
Literal question		E11. Does or did your landlord live abroad?	
Post-question		Go to e22 (E22)	
Value	Label	Cases	Percentage
0	No	368	78.8%
1	Yes	99	21.2%
Sysmiss		1109	
<i>Warning: these figures indicate the number of cases found in the data file. They cannot be interpreted as summary statistics of the population of interest.</i>			
# e12_num: Who lodge you? Person ID			
Information		[Type= discrete] [Format=numeric] [Range= 0-2147483624] [Missing=*]	
Statistics [NW/ W]		[Valid=35 /-] [Invalid=1541 /-]	
Universe		If e10 in 4	
Literal question		E12. Who is providing housing for you? If in the household, Person ID	
Value	Label	Cases	Percentage
1		15	42.9%
2		6	17.1%
3		1	2.9%
4		2	5.7%
7		4	11.4%
9		3	8.6%
10		1	2.9%
11		1	2.9%
14		2	5.7%
Sysmiss		1541	
<i>Warning: these figures indicate the number of cases found in the data file. They cannot be interpreted as summary statistics of the population of interest.</i>			
# e12_1: Who lodge you? Plain text answers			
Information		[Type= discrete] [Format=character] [Missing=*]	
Statistics [NW/ W]		[Valid=1576 /-] [Invalid=0 /-]	

e12_1: Who lodge you? Plain text answers

Universe		If e10 in 4	
Literal question		E12. Who is providing housing for you? Relationship in plain text	
Value	Label	Cases	Percentage
.		1491	94.6%
.b		18	1.1%
02		1	0.1%
ALFRED		1	0.1%
BEAU FRERE		2	0.1%
BEAU FRERE JENIS		1	0.1%
BELLE MERE DU CHEF DE MENAGE		1	0.1%
COUSIN		1	0.1%
COUSINE		1	0.1%
DRAND FRERE		1	0.1%
EMPLOYEUR		1	0.1%
ENFANT		1	0.1%
FILLE		1	0.1%
FRERE		1	0.1%
FRERE DU CHEF DE MANAGE		1	0.1%
GENEROSE (SOEUR)		1	0.1%
GRAND FRERE		3	0.2%
GRAND PERE		1	0.1%
GRANDE SOEUR		2	0.1%
L AMI DE MON PERE		1	0.1%
L ONCLE DE L INDIVIDU		1	0.1%
LA BELLE SOUER		1	0.1%
LA TENTE MATERNELLE		1	0.1%
LE BEAU PERE		1	0.1%
LE PERE		1	0.1%
LES PARENTS DU CHEF DU MENAGE		1	0.1%
MA BELLE FAMILLE		1	0.1%
MA MERE		2	0.1%
MA SOEUR		1	0.1%
MERE		2	0.1%
MERE DU CHEF DE MENAGE		1	0.1%

e12_1: Who lodge you? Plain text answers

Value	Label	Cases	Percentage
MERE DU CM		1	0.1%
MON BEAU PERE		1	0.1%
MON ONCLE		1	0.1%
MON PERE		3	0.2%
ONCLE		1	0.1%
ONCLE PATERNEL DU CM		1	0.1%
PAR LES GRANDS PARENTS		1	0.1%
PARCELLE FAMILIALE		1	0.1%
PARENT		1	0.1%
PARENT DE MARCEL		1	0.1%
PARENTS		3	0.2%
PARENTS DU CM		1	0.1%
PERE		3	0.2%
PERE DU CM		2	0.1%
PERE HERITIERDE SON PROPRE PERE		1	0.1%
SA CONJOINTE		2	0.1%
SA FILLE PIERETTE ET SON MARI		1	0.1%
SOEUR		2	0.1%
SON?COUSIN 9QUI VIT DANS UN OAUTRE MENAGE TOUJOURS ICI A KINSHASA		1	0.1%
TANTE MATERNELLE		1	0.1%
UN AMI QUI N HABITE PLUS CE MENAGE		1	0.1%
UNE CONNAISSANC		1	0.1%
UNE NIECE		1	0.1%

Warning: these figures indicate the number of cases found in the data file. They cannot be interpreted as summary statistics of the population of interest.

e13: Did your lodger already live abroad?

Information	[Type= discrete] [Format=numeric] [Range= 0-1] [Missing=*]
Statistics [NW/ W]	[Valid=78 /-] [Invalid=1498 /-]
Universe	If e10 in 4

# e13: Did your lodger already live abroad?			
Literal question	E13. Does or did the person who provides housing for you live abroad?		
Value	Label	Cases	Percentage
0	No	55	70.5%
1	Yes	23	29.5%
Systemiss		1498	
<i>Warning: these figures indicate the number of cases found in the data file. They cannot be interpreted as summary statistics of the population of interest.</i>			
# e14: Building the dwelling			
Information	[Type= discrete] [Format=numeric] [Range= 0-1] [Missing=*]		
Statistics [NW/ W]	[Valid=921 /-] [Invalid=655 /-]		
Universe	If e10 in 4, 6, 7, 50, 51		
Pre-question	Purchase Owners and other knowledgeable household members Construction		
Literal question	E14. Did the owner/you build this dwelling him/herself/yourself?		
Post-question	If e14 in 0 => Go to e17_1 (E17)		
Interviewer's instructions	(read)		
Value	Label	Cases	Percentage
0	No	363	39.4%
1	Yes	558	60.6%
Systemiss		655	
<i>Warning: these figures indicate the number of cases found in the data file. They cannot be interpreted as summary statistics of the population of interest.</i>			
# e15_1: Kind of financment for the plot 1			
Information	[Type= discrete] [Format=numeric] [Range= 1-2147483624] [Missing=*]		
Statistics [NW/ W]	[Valid=551 /-] [Invalid=1025 /-]		
Universe	If e10 in 4, 6, 7, 50, 51 If e14 in 1		
Pre-question	Financing of the plot		
Literal question	E15. Has the plot been paid for, in part at least, with money earned abroad? Kind of financment 1		
Post-question	If e15_1 and e15_2 and e15_3 in 1, 9 => Go to e17_1 (E17)		
Interviewer's instructions	(read) (multiple answers possible)		
Value	Label	Cases	Percentage
1	No	529	96.0%
2	Yes in another country in Africa	11	2.0%
3	Yes in Europe	11	2.0%
Systemiss		1025	
<i>Warning: these figures indicate the number of cases found in the data file. They cannot be interpreted as summary statistics of the population of interest.</i>			
# e15_2: Kind of financment for the plot 2			
Information	[Type= discrete] [Format=numeric] [Range= 1-2147483624] [Missing=*]		
Statistics [NW/ W]	[Valid=1 /-] [Invalid=1575 /-]		
Universe	If e10 in 4, 6, 7, 50, 51 If e14 in 1		

# e15_2: Kind of financment for the plot 2			
Pre-question	Financing of the plot		
Literal question	E15. Has the plot been paid for, in part at least, with money earned abroad? Kind of financment 2		
Post-question	If e15_1 and e15_2 and e15_3 in 1, 9 => Go to e17_1 (E17)		
Interviewer's instructions	(read) (multiple answers possible)		
Value	Label	Cases	Percentage
4	Yes in another country	1	100.0%
Sysmiss		1575	
<i>Warning: these figures indicate the number of cases found in the data file. They cannot be interpreted as summary statistics of the population of interest.</i>			
# e15_3: Kind of financment for the plot 3			
Information	[Type= discrete] [Format=numeric] [Range= 1-2147483624] [Missing=*]		
Statistics [NW/ W]	[Valid=0 /-] [Invalid=1576 /-]		
Universe	If e10 in 4, 6, 7, 50, 51 If e14 in 1		
Pre-question	Financing of the plot		
Literal question	E15. Has the plot been paid for, in part at least, with money earned abroad? Kind of financment 3		
Post-question	If e15_1 and e15_2 and e15_3 in 1, 9 => Go to e17_1 (E17)		
Interviewer's instructions	(read) (multiple answers possible)		
Value	Label	Cases	Percentage
Sysmiss		1576	
<i>Warning: these figures indicate the number of cases found in the data file. They cannot be interpreted as summary statistics of the population of interest.</i>			
# e16: This money for the plot has been earned by			
Information	[Type= discrete] [Format=numeric] [Range= 1-2147483624] [Missing=*]		
Statistics [NW/ W]	[Valid=22 /-] [Invalid=1554 /-]		
Universe	If e10 in 4, 6, 7, 50, 51 If e14 in 1 If e15_1 or e15_2 or e15_3 in 2, 3, 4		
Literal question	E16. Has this money been earned by... : Who		
Interviewer's instructions	(read) (multiple answers possible)		
Value	Label	Cases	Percentage
1	The household head	8	36.4%
2	A person we already talked about	9	40.9%
3	Somebody else	5	22.7%
Sysmiss		1554	
<i>Warning: these figures indicate the number of cases found in the data file. They cannot be interpreted as summary statistics of the population of interest.</i>			
# e16_num1: 1st person ID who earned this money for the plot			
Information	[Type= discrete] [Format=numeric] [Range= 2-2147483624] [Missing=*]		
Statistics [NW/ W]	[Valid=9 /-] [Invalid=1567 /-]		
Universe	If e10 in 4, 6, 7, 50, 51 If e14 in 1 If e15_1 or e15_2 or e15_3 in 2, 3, 4		
Literal question	E16. Has this money been earned by... : If "A person we already talked about" => Note the person ID (1st)		

e16_num1: 1st person ID who earned this money for the plot

Value	Label	Cases	Percentage
0		1	11.1%
6		1	11.1%
7		1	11.1%
8		2	22.2%
12		1	11.1%
16		1	11.1%
17		1	11.1%
21		1	11.1%
Sysmiss		1567	

Warning: these figures indicate the number of cases found in the data file. They cannot be interpreted as summary statistics of the population of interest.

# e16_num2: 2nd person ID who earned this money for the plot			
Information	[Type= discrete] [Format=numeric] [Range= 8-2147483624] [Missing=*]		
Statistics [NW/ W]	[Valid=1 /-] [Invalid=1575 /-]		
Universe	If e10 in 4, 6, 7, 50, 51 If e14 in 1 If e15_1 or e15_2 or e15_3 in 2, 3, 4		
Literal question	E16. Has this money been earned by... : If "A person we already talked about" => Note the person ID (2nd)		
Value	Label	Cases	Percentage
7		1	100.0%
Sysmiss		1575	
<i>Warning: these figures indicate the number of cases found in the data file. They cannot be interpreted as summary statistics of the population of interest.</i>			
# e16_num3: 3rd person ID who earned this money for the plot			
Information	[Type= discrete] [Format=numeric] [Range= 2147483622-2147483624] [Missing=*]		
Statistics [NW/ W]	[Valid=0 /-] [Invalid=1576 /-]		
Universe	If e10 in 4, 6, 7, 50, 51 If e14 in 1 If e15_1 or e15_2 or e15_3 in 2, 3, 4		
Literal question	E16. Has this money been earned by... : If "A person we already talked about" => Note the person ID (3rd)		
Value	Label	Cases	Percentage
Sysmiss		1576	
<i>Warning: these figures indicate the number of cases found in the data file. They cannot be interpreted as summary statistics of the population of interest.</i>			
# e17_1: Kind of financment for the house 1			
Information	[Type= discrete] [Format=numeric] [Range= 1-2147483624] [Missing=*]		
Statistics [NW/ W]	[Valid=902 /-] [Invalid=674 /-]		
Universe	If e10 in 4, 6, 7, 50, 51		
Pre-question	Financing of the house		
Literal question	E17. Has this dwelling (purchase or construction) been paid for, in part at least, with money earned abroad? Kind of financment 1		
Post-question	If e17_1 and e17_2 and e17_3 in 1, 9 => Go to e19_1 (E19)		
Interviewer's instructions	(read) (multiple answers possible)		
Value	Label	Cases	Percentage
1	No	852	94.5%
2	Yes in another country in Africa	25	2.8%
3	Yes in Europe	25	2.8%
Sysmiss		674	
<i>Warning: these figures indicate the number of cases found in the data file. They cannot be interpreted as summary statistics of the population of interest.</i>			
# e17_2: Kind of financment for the house 2			
Information	[Type= discrete] [Format=numeric] [Range= 1-2147483624] [Missing=*]		
Statistics [NW/ W]	[Valid=0 /-] [Invalid=1576 /-]		
Universe	If e10 in 4, 6, 7, 50, 51		
Pre-question	Financing of the house		
Literal question	E17. Has this dwelling (purchase or construction) been paid for, in part at least, with money earned abroad? Kind of financment 2		

# e17_2: Kind of financement for the house 2			
Post-question	If e17_1 and e17_2 and e17_3 in 1, 9 => Go to e19_1 (E19)		
Interviewer's instructions	(read) (multiple answers possible)		
Value	Label	Cases	Percentage
Sysmiss		1576	
<i>Warning: these figures indicate the number of cases found in the data file. They cannot be interpreted as summary statistics of the population of interest.</i>			
# e17_3: Kind of financement for the house 3			
Information	[Type= discrete] [Format=numeric] [Range= 1-2147483624] [Missing=*]		
Statistics [NW/ W]	[Valid=0 /-] [Invalid=1576 /-]		
Universe	If e10 in 4, 6, 7, 50, 51		
Pre-question	Financing of the house		
Literal question	E17. Has this dwelling (purchase or construction) been paid for, in part at least, with money earned abroad? Kind of financement 3		
Post-question	If e17_1 and e17_2 and e17_3 in 1, 9 => Go to e19_1 (E19)		
Interviewer's instructions	(read) (multiple answers possible)		
Value	Label	Cases	Percentage
Sysmiss		1576	
<i>Warning: these figures indicate the number of cases found in the data file. They cannot be interpreted as summary statistics of the population of interest.</i>			
# e18: This money for the house has been earned by			
Information	[Type= discrete] [Format=numeric] [Range= 1-2147483624] [Missing=*]		
Statistics [NW/ W]	[Valid=50 /-] [Invalid=1526 /-]		
Universe	If e10 in 4, 6, 7, 50, 51 If e17_1 or e17_2 or e17_3 in 2, 3, 4		
Literal question	E18. Has this money been earned by... Who		
Interviewer's instructions	(read) (multiple answers possible)		
Value	Label	Cases	Percentage
1	The household head	16	32.0%
2	A person we already talked about	25	50.0%
3	Somebody else	9	18.0%
Sysmiss		1526	
<i>Warning: these figures indicate the number of cases found in the data file. They cannot be interpreted as summary statistics of the population of interest.</i>			
# e18_num1: 1st person ID who earned this money for the house			
Information	[Type= discrete] [Format=numeric] [Range= 1-2147483624] [Missing=*]		
Statistics [NW/ W]	[Valid=25 /-] [Invalid=1551 /-]		
Universe	If e10 in 4, 6, 7, 50, 51 If e17_1 or e17_2 or e17_3 in 2, 3, 4		
Literal question	E18. Has this money been earned by... If "A person we already talked about" => Note the person ID (1st)		
Value	Label	Cases	Percentage
0		2	8.0%
2		1	4.0%
5		2	8.0%
6		5	20.0%
7		3	12.0%

# e18_num1: 1st person ID who earned this money for the house			
Value	Label	Cases	Percentage
8		2	8.0%
9		2	8.0%
10		2	8.0%
11		1	4.0%
12		2	8.0%
16		1	4.0%
17		1	4.0%
21		1	4.0%
Sysmiss		1551	
<i>Warning: these figures indicate the number of cases found in the data file. They cannot be interpreted as summary statistics of the population of interest.</i>			
# e18_num2: 2nd person ID who earned this money for the house			
Information	[Type= discrete] [Format=numeric] [Range= 20-2147483624] [Missing=*]		
Statistics [NW/ W]	[Valid=3 /-] [Invalid=1573 /-]		
Universe	If e10 in 4, 6, 7, 50, 51 If e17_1 or e17_2 or e17_3 in 2, 3, 4		
Literal question	E18. Has this money been earned by... If "A person we already talked about" => Note the person ID (2nd)		
Value	Label	Cases	Percentage
7		2	66.7%
9		1	33.3%
Sysmiss		1573	
<i>Warning: these figures indicate the number of cases found in the data file. They cannot be interpreted as summary statistics of the population of interest.</i>			
# e18_num3: 3rd person ID who earned this money for the house			
Information	[Type= discrete] [Format=numeric] [Range= 8-2147483624] [Missing=*]		
Statistics [NW/ W]	[Valid=1 /-] [Invalid=1575 /-]		
Universe	If e10 in 4, 6, 7, 50, 51 If e17_1 or e17_2 or e17_3 in 2, 3, 4		
Literal question	E18. Has this money been earned by... If "A person we already talked about" => Note the person ID (3rd)		
Value	Label	Cases	Percentage
8		1	100.0%
Sysmiss		1575	
<i>Warning: these figures indicate the number of cases found in the data file. They cannot be interpreted as summary statistics of the population of interest.</i>			
# e19_1: Dwelling modified by... Outside refurbishments			
Information	[Type= discrete] [Format=numeric] [Range= 0-1] [Missing=*]		
Statistics [NW/ W]	[Valid=925 /-] [Invalid=651 /-]		
Universe	If e10 in 4, 6, 7, 50, 51		
Pre-question	Rebuilding and modifications Nature of the rebuilding		
Literal question	E19. Have you modified this dwelling since you moved in by... Making outside refurbishments		
Post-question	If e19_1 and e19_2 and e19_3 and e19_4 in 0 => Go to e22 (E22)		

# e19_1: Dwelling modified by... Outside refurbishments			
Value	Label	Cases	Percentage
0	No	479	51.8%
1	Yes	446	48.2%
Sysmiss		651	
<i>Warning: these figures indicate the number of cases found in the data file. They cannot be interpreted as summary statistics of the population of interest.</i>			
# e19_2: Dwelling modified by... Additional floor			
Information	[Type= discrete] [Format=numeric] [Range= 0-1] [Missing=*]		
Statistics [NW/ W]	[Valid=924 /-] [Invalid=652 /-]		
Universe	If e10 in 4, 6, 7, 50, 51		
Pre-question	Rebuilding and modifications Nature of the rebuilding		
Literal question	E19. Have you modified this dwelling since you moved in by... Constructing an additional floor		
Post-question	If e19_1 and e19_2 and e19_3 and e19_4 in 0 => Go to e22 (E22)		
Value	Label	Cases	Percentage
0	No	902	97.6%
1	Yes	22	2.4%
Sysmiss		652	
<i>Warning: these figures indicate the number of cases found in the data file. They cannot be interpreted as summary statistics of the population of interest.</i>			
# e19_3: Dwelling modified by... Adding a room on the ground floor			
Information	[Type= discrete] [Format=numeric] [Range= 0-1] [Missing=*]		
Statistics [NW/ W]	[Valid=924 /-] [Invalid=652 /-]		
Universe	If e10 in 4, 6, 7, 50, 51		
Pre-question	Rebuilding and modifications Nature of the rebuilding		
Literal question	E19. Have you modified this dwelling since you moved in by... Adding a room on the ground floor		
Post-question	If e19_1 and e19_2 and e19_3 and e19_4 in 0 => Go to e22 (E22)		
Value	Label	Cases	Percentage
0	No	833	90.2%
1	Yes	91	9.8%
Sysmiss		652	
<i>Warning: these figures indicate the number of cases found in the data file. They cannot be interpreted as summary statistics of the population of interest.</i>			
# e19_4: Dwelling modified by... Other			
Information	[Type= discrete] [Format=numeric] [Range= 0-1] [Missing=*]		
Statistics [NW/ W]	[Valid=925 /-] [Invalid=651 /-]		
Universe	If e10 in 4, 6, 7, 50, 51		
Pre-question	Rebuilding and modifications Nature of the rebuilding		
Literal question	E19. Have you modified this dwelling since you moved in by... Other types of construction or renovation work		
Post-question	If e19_1 and e19_2 and e19_3 and e19_4 in 0 => Go to e22 (E22)		

# e19_4: Dwelling modified by... Other			
Value	Label	Cases	Percentage
0	No	411	44.4%
1	Yes	514	55.6%
Sysmiss		651	
<i>Warning: these figures indicate the number of cases found in the data file. They cannot be interpreted as summary statistics of the population of interest.</i>			
# e20_1: Kind of financment for the modifications 1			
Information	[Type= discrete] [Format=numeric] [Range= 1-2147483624] [Missing=*]		
Statistics [NW/ W]	[Valid=602 /-] [Invalid=974 /-]		
Universe	If e10 in 4, 6, 7, 50, 51 If e19_1 or e19_2 or e19_3 or e19_4 in 1		
Literal question	E20. Have these modifications been paid for with money earned abroad? Kind of financment 1		
Post-question	If e20_1 and e20_2 and e20_3 in 1, 9 => Go to e22 (E22)		
Interviewer's instructions	(read) (multiple answers possible)		
Value	Label	Cases	Percentage
1	No	555	92.2%
2	Yes in another country in Africa	22	3.7%
3	Yes in Europe	23	3.8%
4	Yes in another country	2	0.3%
Sysmiss		974	
<i>Warning: these figures indicate the number of cases found in the data file. They cannot be interpreted as summary statistics of the population of interest.</i>			
# e20_2: Kind of financment for the modifications 2			
Information	[Type= discrete] [Format=numeric] [Range= 1-2147483624] [Missing=*]		
Statistics [NW/ W]	[Valid=2 /-] [Invalid=1574 /-]		
Universe	If e10 in 4, 6, 7, 50, 51 If e19_1 or e19_2 or e19_3 or e19_4 in 1		
Literal question	E20. Have these modifications been paid for with money earned abroad? Kind of financment 2		
Post-question	If e20_1 and e20_2 and e20_3 in 1, 9 => Go to e22 (E22)		
Interviewer's instructions	(read) (multiple answers possible)		
Value	Label	Cases	Percentage
3	Yes in Europe	2	100.0%
Sysmiss		1574	
<i>Warning: these figures indicate the number of cases found in the data file. They cannot be interpreted as summary statistics of the population of interest.</i>			
# e20_3: Kind of financment for the modifications 3			
Information	[Type= discrete] [Format=numeric] [Range= 1-2147483624] [Missing=*]		
Statistics [NW/ W]	[Valid=0 /-] [Invalid=1576 /-]		
Universe	If e10 in 4, 6, 7, 50, 51 If e19_1 or e19_2 or e19_3 or e19_4 in 1		
Literal question	E20. Have these modifications been paid for with money earned abroad? Kind of financment 3		
Post-question	If e20_1 and e20_2 and e20_3 in 1, 9 => Go to e22 (E22)		
Interviewer's instructions	(read) (multiple answers possible)		

# e20_3: Kind of financment for the modifications 3			
Value	Label	Cases	Percentage
Sysmiss		1576	
<i>Warning: these figures indicate the number of cases found in the data file. They cannot be interpreted as summary statistics of the population of interest.</i>			
# e21: This money for the modifications has been earned by			
Information	[Type= discrete] [Format=numeric] [Range= 1-2147483624] [Missing=*]		
Statistics [NW/ W]	[Valid=44 /-] [Invalid=1532 /-]		
Universe	If e10 in 4, 6, 7, 50, 51 If e19_1 or e19_2 or e19_3 or e19_4 in 1 If e20_1 or e20_2 or e20_3 in 2, 3, 4		
Literal question	E21. Has this money been earned by... Who		
Interviewer's instructions	(read) (multiple answers possible)		
Value	Label	Cases	Percentage
1	The household head	8	18.2%
2	A person we already talked about	33	75.0%
3	Somebody else	3	6.8%
Sysmiss		1532	
<i>Warning: these figures indicate the number of cases found in the data file. They cannot be interpreted as summary statistics of the population of interest.</i>			
# e21_num1: 1st person ID who earned this money for the modifications			
Information	[Type= discrete] [Format=numeric] [Range= 1-2147483624] [Missing=*]		
Statistics [NW/ W]	[Valid=34 /-] [Invalid=1542 /-]		
Universe	If e10 in 4, 6, 7, 50, 51 If e19_1 or e19_2 or e19_3 or e19_4 in 1 If e20_1 or e20_2 or e20_3 in 2, 3, 4		
Literal question	E21. Has this money been earned by... If "A person we already talked about" => Note the person ID (1st)		
Value	Label	Cases	Percentage
0		2	5.9%
1		2	5.9%
2		1	2.9%
6		5	14.7%
7		2	5.9%
8		9	26.5%
9		5	14.7%
10		2	5.9%
12		2	5.9%
14		2	5.9%
19		1	2.9%
21		1	2.9%
Sysmiss		1542	
<i>Warning: these figures indicate the number of cases found in the data file. They cannot be interpreted as summary statistics of the population of interest.</i>			
# e21_num2: 2nd person ID who earned this money for the modifications			
Information	[Type= discrete] [Format=numeric] [Range= 3-2147483624] [Missing=*]		
Statistics [NW/ W]	[Valid=7 /-] [Invalid=1569 /-]		
Universe	If e10 in 4, 6, 7, 50, 51 If e19_1 or e19_2 or e19_3 or e19_4 in 1		

# e21_num2: 2nd person ID who earned this money for the modifications			
	If e20_1 or e20_2 or e20_3 in 2, 3, 4		
Literal question	E21. Has this money been earned by... If "A person we already talked about" => Note the person ID (2nd)		
Value	Label	Cases	Percentage
5		1	14.3%
7		2	28.6%
8		1	14.3%
9		2	28.6%
15		1	14.3%
Sysmiss		1569	
<i>Warning: these figures indicate the number of cases found in the data file. They cannot be interpreted as summary statistics of the population of interest.</i>			
# e21_num3: 3rd person ID who earned this money for the modifications			
Information	[Type= discrete] [Format=numeric] [Range= 2-2147483624] [Missing=*]		
Statistics [NW/ W]	[Valid=3 /-] [Invalid=1573 /-]		
Universe	If e10 in 4, 6, 7, 50, 51 If e19_1 or e19_2 or e19_3 or e19_4 in 1 If e20_1 or e20_2 or e20_3 in 2, 3, 4		
Literal question	E21. Has this money been earned by... If "A person we already talked about" => Note the person ID (3rd)		
Value	Label	Cases	Percentage
8		1	33.3%
10		2	66.7%
Sysmiss		1573	
<i>Warning: these figures indicate the number of cases found in the data file. They cannot be interpreted as summary statistics of the population of interest.</i>			
# e22: Is the HH head owner of other plots of land			
Information	[Type= discrete] [Format=numeric] [Range= 0-2147483624] [Missing=*]		
Statistics [NW/ W]	[Valid=1569 /-] [Invalid=7 /-]		
Pre-question	Other plot(s) of land		
Literal question	E22. Are you / is the household head owner of other plots of land?		
Post-question	If e22 in 0 => Go to e28 (E28)		
Value	Label	Cases	Percentage
0	No	1153	73.5%
1	Yes	416	26.5%
Sysmiss		7	
<i>Warning: these figures indicate the number of cases found in the data file. They cannot be interpreted as summary statistics of the population of interest.</i>			
# e23: How many plots do you have?			
Information	[Type= discrete] [Format=numeric] [Range= 1-2147483624] [Missing=*]		
Statistics [NW/ W]	[Valid=411 /-] [Invalid=1165 /-] [Mean=1.56 /-] [StdDev=1.4 /-]		
Universe	If e22 in 1		
Literal question	E23. How many plots do you own in total?		
Value	Label	Cases	Percentage
1	1 plot	296	72.0%
2	2 plots	68	16.5%
3	3 plots	22	5.4%

# e23: How many plots do you have?			
Value	Label	Cases	Percentage
4	4 plots	11	2.7%
5	5 plots	5	1.2%
6	6 plots	5	1.2%
7	7 plots	2	0.5%
13	13 plots	1	0.2%
17	17 plots	1	0.2%
Sysmiss		1165	
<i>Warning: these figures indicate the number of cases found in the data file. They cannot be interpreted as summary statistics of the population of interest.</i>			
# e24_1: Kind of financment for the plots 1			
Information	[Type= discrete] [Format=numeric] [Range= 1-2147483624] [Missing=*]		
Statistics [NW/ W]	[Valid=408 /-] [Invalid=1168 /-]		
Universe	If e22 in 1		
Literal question	E24. Has this plot/Have these plots been paid for, in part at least, with money earned abroad: Kind of financment 1		
Post-question	If e24_1 and e24_2 and e24_3 in 1, 9 => Go to e26 (E26)		
Interviewer's instructions	(read) (multiple answers possible)		
Value	Label	Cases	Percentage
1	No	383	93.9%
2	Yes in another country in Africa	17	4.2%
3	Yes in Europe	8	2.0%
Sysmiss		1168	
<i>Warning: these figures indicate the number of cases found in the data file. They cannot be interpreted as summary statistics of the population of interest.</i>			
# e24_2: Kind of financment for the plots 2			
Information	[Type= discrete] [Format=numeric] [Range= 1-2147483624] [Missing=*]		
Statistics [NW/ W]	[Valid=0 /-] [Invalid=1576 /-]		
Universe	If e22 in 1		
Literal question	E24. Has this plot/Have these plots been paid for, in part at least, with money earned abroad: Kind of financment 2		
Post-question	If e24_1 and e24_2 and e24_3 in 1, 9 => Go to e26 (E26)		
Interviewer's instructions	(read) (multiple answers possible)		
Value	Label	Cases	Percentage
Sysmiss		1576	
<i>Warning: these figures indicate the number of cases found in the data file. They cannot be interpreted as summary statistics of the population of interest.</i>			
# e24_3: Kind of financment for the plots 3			
Information	[Type= discrete] [Format=numeric] [Range= 1-2147483624] [Missing=*]		
Statistics [NW/ W]	[Valid=0 /-] [Invalid=1576 /-]		
Universe	If e22 in 1		
Literal question	E24. Has this plot/Have these plots been paid for, in part at least, with money earned abroad: Kind of financment 3		
Post-question	If e24_1 and e24_2 and e24_3 in 1, 9 => Go to e26 (E26)		
Interviewer's instructions	(read) (multiple answers possible)		

# e24_3: Kind of financment for the plots 3			
Value	Label	Cases	Percentage
Sysmiss		1576	
<i>Warning: these figures indicate the number of cases found in the data file. They cannot be interpreted as summary statistics of the population of interest.</i>			
# e25: This money for the plots has been earned by			
Information	[Type= discrete] [Format=numeric] [Range= 1-2147483624] [Missing=*]		
Statistics [NW/ W]	[Valid=24 /-] [Invalid=1552 /-]		
Universe	If e22 in 1 If e24_1 or e24_2 or e24_3 in 2, 3, 4		
Literal question	E25. Has this money been earned by... Who		
Interviewer's instructions	(read) (multiple answers possible)		
Value	Label	Cases	Percentage
1	The household head	13	54.2%
2	A person we already talked about	9	37.5%
3	Somebody else	2	8.3%
Sysmiss		1552	
<i>Warning: these figures indicate the number of cases found in the data file. They cannot be interpreted as summary statistics of the population of interest.</i>			
# e25_num1: 1st person ID who earned this money for the plots			
Information	[Type= discrete] [Format=numeric] [Range= 2-2147483624] [Missing=*]		
Statistics [NW/ W]	[Valid=9 /-] [Invalid=1567 /-]		
Universe	If e22 in 1 If e24_1 or e24_2 or e24_3 in 2, 3, 4		
Literal question	E25. Has this money been earned by... If "A person we already talked about" => Note the person ID (1st)		
Value	Label	Cases	Percentage
3		3	33.3%
6		1	11.1%
7		1	11.1%
9		1	11.1%
10		1	11.1%
11		1	11.1%
14		1	11.1%
Sysmiss		1567	
<i>Warning: these figures indicate the number of cases found in the data file. They cannot be interpreted as summary statistics of the population of interest.</i>			
# e25_num2: 2nd person ID who earned this money for the plots			
Information	[Type= discrete] [Format=numeric] [Range= 11-2147483624] [Missing=*]		
Statistics [NW/ W]	[Valid=1 /-] [Invalid=1575 /-]		
Universe	If e22 in 1 If e24_1 or e24_2 or e24_3 in 2, 3, 4		
Literal question	E25. Has this money been earned by... If "A person we already talked about" => Note the person ID (2nd)		
Value	Label	Cases	Percentage
11		1	100.0%
Sysmiss		1575	
<i>Warning: these figures indicate the number of cases found in the data file. They cannot be interpreted as summary statistics of the population of interest.</i>			

# e25_num3: 3rd person ID who earned this money for the plots			
Information	[Type= discrete] [Format=numeric] [Range= 12-2147483624] [Missing=*]		
Statistics [NW/ W]	[Valid=1 /-] [Invalid=1575 /-]		
Universe	If e22 in 1 If e24_1 or e24_2 or e24_3 in 2, 3, 4		
Literal question	E25. Has this money been earned by... If "A person we already talked about" => Note the person ID (3rd)		
Value	Label	Cases	Percentage
12		1	100.0%
Sysmiss		1575	
<i>Warning: these figures indicate the number of cases found in the data file. They cannot be interpreted as summary statistics of the population of interest.</i>			
# e26: These plots are			
Information	[Type= discrete] [Format=numeric] [Range= 1-2147483624] [Missing=*]		
Statistics [NW/ W]	[Valid=411 /-] [Invalid=1165 /-]		
Universe	If e22 in 1		
Literal question	E26. Is this/Are these plots of land...		
Post-question	If e26 not in 2 => Go to e28 (E28)		
Interviewer's instructions	(read)		
Value	Label	Cases	Percentage
1	Building land or with a building currently under construction	393	95.6%
2	Agricultural land (crops, livestock)	18	4.4%
Sysmiss		1165	
<i>Warning: these figures indicate the number of cases found in the data file. They cannot be interpreted as summary statistics of the population of interest.</i>			
# e27_1: Utilisation of the agricultural land 1			
Information	[Type= discrete] [Format=numeric] [Range= 1-2147483624] [Missing=*]		
Statistics [NW/ W]	[Valid=22 /-] [Invalid=1554 /-]		
Universe	If e22 in 1 If e26 in 2		
Literal question	E27. How is the agricultural land used? Utilisation 1		
Interviewer's instructions	(read) (multiple answers possible)		
Value	Label	Cases	Percentage
1	For perennial crop	8	36.4%
2	For market gardening	11	50.0%
3	For livestock breeding	2	9.1%
4	Other	1	4.5%
Sysmiss		1554	
<i>Warning: these figures indicate the number of cases found in the data file. They cannot be interpreted as summary statistics of the population of interest.</i>			
# e27_2: Utilisation of the agricultural land 2			
Information	[Type= discrete] [Format=numeric] [Range= 1-2147483624] [Missing=*]		
Statistics [NW/ W]	[Valid=7 /-] [Invalid=1569 /-]		
Universe	If e22 in 1 If e26 in 2		
Literal question	E27. How is the agricultural land used? Utilisation 2		

# e27_2: Utilisation of the agricultural land 2			
Interviewer's instructions		(read) (multiple answers possible)	
Value	Label	Cases	Percentage
2	For market gardening	4	57.1%
4	Other	3	42.9%
Sysmiss		1569	
<i>Warning: these figures indicate the number of cases found in the data file. They cannot be interpreted as summary statistics of the population of interest.</i>			
# e27_3: Utilisation of the agricultural land 3			
Information		[Type= discrete] [Format=numeric] [Range= 1-2147483624] [Missing=*]	
Statistics [NW/ W]		[Valid=1 /-] [Invalid=1575 /-]	
Universe		If e22 in 1 If e26 in 2	
Literal question		E27. How is the agricultural land used? Utilisation 3	
Interviewer's instructions		(read) (multiple answers possible)	
Value	Label	Cases	Percentage
3	For livestock breeding	1	100.0%
Sysmiss		1575	
<i>Warning: these figures indicate the number of cases found in the data file. They cannot be interpreted as summary statistics of the population of interest.</i>			
# e28: Do you have animals (HH head)			
Information		[Type= discrete] [Format=numeric] [Range= 1-2147483624] [Missing=*]	
Statistics [NW/ W]		[Valid=1576 /-] [Invalid=0 /-]	
Literal question		E28. Do you (the household head) own animals?	
Post-question		If e28 in 0 => Go to o1 (O1) If e28 in 1 => Read out the list and indicate the number of animals	
Value	Label	Cases	Percentage
0	No	1392	88.3%
1	Yes	184	11.7%
<i>Warning: these figures indicate the number of cases found in the data file. They cannot be interpreted as summary statistics of the population of interest.</i>			
# e28_1: Goats (HH head)			
Information		[Type= continuous] [Format=numeric] [Range= 0-2147483624] [Missing=*]	
Statistics [NW/ W]		[Valid=184 /-] [Invalid=1392 /-] [Mean=1.255 /-] [StdDev=7.56 /-]	
Universe		If e28 in 1	
Literal question		E28. Do you (the household head) own animals? If "Yes" => Read out the list and indicate the number of animals Goats	
Value	Label	Cases	Percentage
0	0 goat	134	72.8%
1	1 goat	6	3.3%
2	2 goats	38	20.7%
4	4 goats	1	0.5%
5	5 goats	1	0.5%
10	10 goats	1	0.5%
15	15 goats	2	1.1%
100	100 goats	1	0.5%
<i>Warning: these figures indicate the number of cases found in the data file. They cannot be interpreted as summary statistics of the population of interest.</i>			

# e28_2: Sheep (HH head)			
Information	[Type= continuous] [Format=numeric] [Range= 0-2147483624] [Missing=*]		
Statistics [NW/ W]	[Valid=184 /-] [Invalid=1392 /-] [Mean=0.701 /-] [StdDev=3.744 /-]		
Universe	If e28 in 1		
Literal question	E28. Do you (the household head) own animals? If "Yes" => Read out the list and indicate the number of animals Sheep		
Value	Label	Cases	Percentage
0	0 sheep	142	77.2%
1	1 sheep	3	1.6%
2	2 sheeps	38	20.7%
50	50 sheeps	1	0.5%
<i>Warning: these figures indicate the number of cases found in the data file. They cannot be interpreted as summary statistics of the population of interest.</i>			
# e28_3: Pigs (HH head)			
Information	[Type= continuous] [Format=numeric] [Range= 0-2147483624] [Missing=*]		
Statistics [NW/ W]	[Valid=184 /-] [Invalid=1392 /-] [Mean=1.44 /-] [StdDev=6.112 /-]		
Universe	If e28 in 1		
Literal question	E28. Do you (the household head) own animals? If "Yes" => Read out the list and indicate the number of animals Pigs		
Value	Label	Cases	Percentage
0	0 pig	131	71.2%
1	1 pig	3	1.6%
2	2 pigs	40	21.7%
3	3 pigs	1	0.5%
4	4 pigs	2	1.1%
5	5 pigs	1	0.5%
9	9 pigs	1	0.5%
15	15 pigs	1	0.5%
20	20 pigs	1	0.5%
22	22 pigs	1	0.5%
30	30 pigs	1	0.5%
70	70 pigs	1	0.5%
<i>Warning: these figures indicate the number of cases found in the data file. They cannot be interpreted as summary statistics of the population of interest.</i>			
# e28_4: Horses (HH head)			
Information	[Type= continuous] [Format=numeric] [Range= 0-2147483624] [Missing=*]		
Statistics [NW/ W]	[Valid=184 /-] [Invalid=1392 /-] [Mean=0.429 /-] [StdDev=0.813 /-]		
Universe	If e28 in 1		
Literal question	E28. Do you (the household head) own animals? If "Yes" => Read out the list and indicate the number of animals Horses		
Value	Label	Cases	Percentage
0	0 horse	143	77.7%
1	1 horse	3	1.6%
2	2 horses	38	20.7%
<i>Warning: these figures indicate the number of cases found in the data file. They cannot be interpreted as summary statistics of the population of interest.</i>			
# e28_5: Donkeys (HH head)			
Information	[Type= continuous] [Format=numeric] [Range= 0-2147483624] [Missing=*]		

# e28_5: Donkeys (HH head)			
Statistics [NW/ W]		[Valid=184 /-] [Invalid=1392 /-] [Mean=0.424 /-] [StdDev=0.813 /-]	
Universe		If e28 in 1	
Literal question		E28. Do you (the household head) own animals? If "Yes" => Read out the list and indicate the number of animals Donkeys	
Value	Label	Cases	Percentage
0	0 donkey	144	78.3%
1	1 donkey	2	1.1%
2	2 donkeys	38	20.7%
<i>Warning: these figures indicate the number of cases found in the data file. They cannot be interpreted as summary statistics of the population of interest.</i>			
# e28_6: Cows, oxen (HH head)			
Information		[Type= continuous] [Format=numeric] [Range= 0-2147483624] [Missing=*]	
Statistics [NW/ W]		[Valid=184 /-] [Invalid=1392 /-] [Mean=1.929 /-] [StdDev=10.681 /-]	
Universe		If e28 in 1	
Literal question		E28. Do you (the household head) own animals? If "Yes" => Read out the list and indicate the number of animals Cows, oxen	
Value	Label	Cases	Percentage
0	0 cow	133	72.3%
1	1 cow	4	2.2%
2	2 cows	39	21.2%
3	3 cows	1	0.5%
5	5 cows	1	0.5%
8	8 cows	1	0.5%
9	9 cows	1	0.5%
18	18 cows	1	0.5%
30	30 cows	1	0.5%
100	100 cows	2	1.1%
<i>Warning: these figures indicate the number of cases found in the data file. They cannot be interpreted as summary statistics of the population of interest.</i>			
# e28_7: Chicken/hens (HH head)			
Information		[Type= continuous] [Format=numeric] [Range= 0-2147483624] [Missing=*]	
Statistics [NW/ W]		[Valid=184 /-] [Invalid=1392 /-] [Mean=6.788 /-] [StdDev=20.952 /-]	
Universe		If e28 in 1	
Literal question		E28. Do you (the household head) own animals? If "Yes" => Read out the list and indicate the number of animals Chicken/hens	
Post-question		=> Next page To be read to the head of the household (or the person who replied to the questionnaire) "We have now come to the end of this questionnaire. I and the entire team thank you very much for your cooperation and your participation in this study. There are two forms of questionnaires for each selected household. The first stage is this questionnaire that we have just filled out. The second consists of questions which will be answered by you or another person in the household. I will therefore visit you again shortly and ask the selected member(s) of your household to answer the other questionnaire. I thank you again very much for your welcome."	
Value	Label	Cases	Percentage
0	0 chicken	16	8.7%

e28_7: Chicken/hens (HH head)

Value	Label	Cases	Percentage
1	1 chicken	24	13.0%
2	2 chickens	49	26.6%
3	3 chickens	15	8.2%
4	4 chickens	14	7.6%
5	5 chickens	11	6.0%
6	6 chickens	11	6.0%
7	7 chickens	6	3.3%
8	8 chickens	7	3.8%
9	9 chickens	1	0.5%
10	10 chickens	14	7.6%
12	12 chickens	1	0.5%
13	13 chickens	2	1.1%
15	15 chickens	6	3.3%
20	20 chickens	2	1.1%
28	28 chickens	1	0.5%
30	30 chickens	1	0.5%
32	32 chickens	1	0.5%
200	200 chickens	2	1.1%

Warning: these figures indicate the number of cases found in the data file. They cannot be interpreted as summary statistics of the population of interest.

o1: Who answered the questionnaire

Information	[Type= discrete] [Format=character] [Missing=*]
Statistics [NW/ W]	[Valid=1576 /-] [Invalid=0 /-]
Source	Interviewer
Pre-question	<p>Module 0: Interviewer's observations regarding the interviewing conditions</p> <p>To be filled out by the interviewer at home. The answers to the following questions as well as any additional comments will be very useful for understanding the interview conditions. Thank you!</p> <p>Interview:</p>
Literal question	O1. Who answered the questionnaire (HH, spouse, etc.)? Indicate the individuals' ID:

Value	Label	Cases	Percentage
.b		31	2.0%
01		1	0.1%
02,		2	0.1%
020		1	0.1%
1		706	44.8%
10		2	0.1%
11		2	0.1%
13		2	0.1%
2		602	38.2%
22		1	0.1%
3		104	6.6%
4		65	4.1%
5		23	1.5%
6		9	0.6%

# o1: Who answered the questionnaire			
Value	Label	Cases	Percentage
7		4	0.3%
8		5	0.3%
9		4	0.3%
DIAKESE		1	0.1%
GISELLE		1	0.1%
MARIE PAUL		1	0.1%
MICHEL		1	0.1%
MOSEKA		1	0.1%
NADEIGE		1	0.1%
PASCAL		1	0.1%
ROSETTE		1	0.1%
SAFI		1	0.1%
TOMS		1	0.1%
TONTON		1	0.1%
bob		1	0.1%
<i>Warning: these figures indicate the number of cases found in the data file. They cannot be interpreted as summary statistics of the population of interest.</i>			
# o2_1: First language used in the interview			
Information	[Type= discrete] [Format=numeric] [Range= 1-2147483624] [Missing=*]		
Statistics [NW/ W]	[Valid=1542 /-] [Invalid=34 /-]		
Source	Interviewer		
Literal question	O2. Language used in the interview: First language		
Value	Label	Cases	Percentage
21	French	361	23.4%
22	Lingala	1153	74.8%
23	Other	1	0.1%
24		5	0.3%
25		22	1.4%
Sysmiss		34	
<i>Warning: these figures indicate the number of cases found in the data file. They cannot be interpreted as summary statistics of the population of interest.</i>			
# o2_2: Second language used in the interview			
Information	[Type= discrete] [Format=numeric] [Range= 1-2147483624] [Missing=*]		
Statistics [NW/ W]	[Valid=0 /-] [Invalid=1576 /-]		
Source	Interviewer		
Literal question	O2. Language used in the interview: Second language		
Value	Label	Cases	Percentage
Sysmiss		1576	
<i>Warning: these figures indicate the number of cases found in the data file. They cannot be interpreted as summary statistics of the population of interest.</i>			
# o3: Translation			
Information	[Type= discrete] [Format=numeric] [Range= 0-1] [Missing=*]		
Statistics [NW/ W]	[Valid=1547 /-] [Invalid=29 /-]		
Source	Interviewer		

# o3: Translation			
Literal question	O3. Did you feel that it was sometimes difficult to translate certain questions?		
Value	Label	Cases	Percentage
0	No	1496	96.7%
1	Yes	51	3.3%
Systemiss		29	
<i>Warning: these figures indicate the number of cases found in the data file. They cannot be interpreted as summary statistics of the population of interest.</i>			
# o3_1: Specify which questions where difficult to translate			
Information	[Type= discrete] [Format=character] [Missing=*]		
Statistics [NW/ W]	[Valid=1576 /-] [Invalid=0 /-]		
Universe	If o3 in 1		
Source	Interviewer		
Literal question	O3. Did you feel that it was sometimes difficult to translate certain questions? If "Yes" => Which ones?		
Value	Label	Cases	Percentage
.		1525	96.8%
.b		33	2.1%
1		1	0.1%
2		1	0.1%
A12		1	0.1%
A12 PAR RAPPORT A L INDIVIDU 06 .E26 AVEC LE PROPRIETAIRE DE DEUX TERRAINS		1	0.1%
A21 A12 A13A		1	0.1%
CE QUE FONT CES FRERES EN EUROPE		1	0.1%
INTRODUCTION		3	0.2%
LES QUESTIONS SUR LE TRANSFERT DES FRERES ET SOEUR		1	0.1%
LES QUESTION SUR LES TRANFERTS D ARGENT		1	0.1%
LES QUESTIONS D INTRODUCTION		1	0.1%
NON REPONSE		1	0.1%
Q2		1	0.1%
Q2 Q3		1	0.1%
Q3		2	0.1%
Q3 A19		1	0.1%
<i>Warning: these figures indicate the number of cases found in the data file. They cannot be interpreted as summary statistics of the population of interest.</i>			

# o4: General reception by the respondent			
Information	[Type= discrete] [Format=numeric] [Range= 1-2147483624] [Missing=*]		
Statistics [NW/ W]	[Valid=1541 /-] [Invalid=35 /-]		
Source	Interviewer		
Pre-question	General reception and perception of the survey:		
Literal question	O4. The interviewer was rather received:		
Value	Label	Cases	Percentage
1	Well	1353	87.8%
2	Moderately	182	11.8%
3	Poorly	6	0.4%
Sysmiss		35	
<i>Warning: these figures indicate the number of cases found in the data file. They cannot be interpreted as summary statistics of the population of interest.</i>			
# o5: Persuasion			
Information	[Type= discrete] [Format=numeric] [Range= 1-2147483624] [Missing=*]		
Statistics [NW/ W]	[Valid=1540 /-] [Invalid=36 /-]		
Source	Interviewer		
Literal question	O5. Did you need to persuade the respondent to participate?		
Value	Label	Cases	Percentage
1	No, not at all. The HH head had been notified and agreed to be interviewed	749	48.6%
2	Yes, a bit. The HH head hadn't been notified	737	47.9%
3	Yes, a bit. The HH head had been notified but was reluctant	34	2.2%
4	Yes. The HH head had been notified but was very reluctant	8	0.5%
5	Yes, very much so. The HH head had not been notified and was very reluctant	12	0.8%
Sysmiss		36	
<i>Warning: these figures indicate the number of cases found in the data file. They cannot be interpreted as summary statistics of the population of interest.</i>			
# o6: Comments of the respondent			
Information	[Type= discrete] [Format=numeric] [Range= 0-1] [Missing=*]		
Statistics [NW/ W]	[Valid=1549 /-] [Invalid=27 /-]		
Source	Interviewer		
Literal question	O6. Did the respondent make any comments on the survey?		
Value	Label	Cases	Percentage
0	No	1410	91.0%
1	Yes	139	9.0%
Sysmiss		27	
<i>Warning: these figures indicate the number of cases found in the data file. They cannot be interpreted as summary statistics of the population of interest.</i>			
# o6_1: Specify the respondent's comments			
Information	[Type= discrete] [Format=character] [Missing=*]		
Statistics [NW/ W]	[Valid=1576 /-]		
Universe	If o6 in 1		
Source	Interviewer		
Literal question	O6. Did the respondent make any comments on the survey? If "Yes" => Which ones?		

06_1: Specify the respondent's comments

Value	Label	Cases	Percentage
.		1437	91.2%
.b		25	1.6%
1		1	0.1%
2		3	0.2%
3		1	0.1%
APRES VOTRE ENQUETE VOUS ALLEZ NOUS DONNEES LES HISTOIRESQUI MANQUE DANS NOTRE MAISON		1	0.1%
C EST UNE LONGUE HISTOIRE QUI NE FINIT JAMAIS		1	0.1%
C EST ENQUETE DE L ETAT		1	0.1%
C EST FATIGUANT		1	0.1%
C EST L ENQUETE QUO ON PAYE		1	0.1%
C EST SA TOUTE PREMIERE FOIS DE VOIR LES ETUDIANT POSES DES TELLES QUESTIONS		1	0.1%
C EST SUSPECTE COMME ETUDE		1	0.1%
C EST TRES LONG COMME QUESTIONNAIR		1	0.1%
C EST TROP LOIN		1	0.1%
C EST UNE BONNE ETUDE		1	0.1%
C ETAIT LA PREMIERE FOIS QU IL PARTICIPE A CE GENRE D ETUDE		1	0.1%
C'EST UNE DROLE D ETUDE QUI S INGERE DANS		1	0.1%

06_1: Specify the respondent's comments

Value	Label	Cases	Percentage
LES AFFAIRES D AUTRUI			
CA TOUCHE A LA VIUE DES GENS CE QUESTIONNAIR		1	0.1%
CE SONT LES HISTOIRES DES ETUDIANTS		1	0.1%
CE SONT DE DROLES DE QUESTIONS		1	0.1%
CES QUESTIONS PRENNENT TROP DE TEMP		1	0.1%
CES RECHERCHES N ABOUTISSENT A RIEN		1	0.1%
CETTE ETUDE EST LONGUE		1	0.1%
CETTE ETUDE INSPIRE LA PEUR CAR ON DEVOILE TOUTE SA VIE		1	0.1%
CETTE ETUDE INSPIRE LA PEUR PARCE QU ON DEVOILE TOUTE SA VIE		1	0.1%
CETTE ETUDE SERAIT- CE POUR PERMETTRE AU GOUVERNEEM DE COMPRENDRE LE FLUX MIGRATOIRE ET LES CONDITIONS DE VIE ?		1	0.1%
COMPRENDRE L OBJECTIF DE L ETUDE ET SES CONSEQUENCE		1	0.1%
CRAINT QUE UN SERVICE DE RENSEIGNEME PRENNE CES DONNES		1	0.1%

06_1: Specify the respondent's comments

Value	Label	Cases	Percentage
CRAINTE D UNE ENQUETE POLICIERE		1	0.1%
ELLE VOULAIT SAVOIR LE POURQUOI DE CETTE ENQUETE		1	0.1%
ELLE A DEMANDE SI NOUS ETIONS A LA RECHERCHE DES EXPATRIES ANGLAIS		1	0.1%
ELLE CRAINT LA CONOTATION POLITIQUE DE CETTE ETUDE		1	0.1%
ELLE CROYAIT QUE LON FAISAIT UNE RECHERCHE POLICIERE		1	0.1%
ELLE NE VOULAIT PAS		1	0.1%
ELLE NE VOYAIS PAS SON IMPLICATION DANS LES MIGRATIONS		1	0.1%
ELLE VOULAIT CONNAITRE L IMPORTANCE DE L ETUDE ET CRAIGNAIT QUE ELLE SOIT RECHERCHER PLUS TARD		1	0.1%
EST CE UN TRAVAIL PRATIQUE		1	0.1%
ETAS VOUS UNE STRUCTURE D'APPUI		1	0.1%
IL A DEMANDE QU ON EVITE DE METTRE LES NOMS DES MEMBRES DE FAMILLE		1	0.1%

06_1: Specify the respondent's comments

Value	Label	Cases	Percentage
IL A DIT QUE L ENQUETE S INTERESSE A LA VIE DE LA FAMILLE		1	0.1%
IL A INSISTE SUR LA QUALITE DU TRAVAIL		1	0.1%
IL A TRAVAILLE LE TRAVAIL TRES EMBETTANT PAR RAPPORT A SON EMPLOI DU TEMPS,		1	0.1%
IL A TROUVE CELA INTERESSANT		1	0.1%
IL A TROUVE L ENQUETE INTERESSANTE		1	0.1%
IL A VOULU CONNAITRE L OBJECTIF DE CETTE ETUDE		1	0.1%
IL AVAIT PEUR DE DECLINER SON IDENTITE PAR MANQUE DE CLAIRCISSEME		1	0.1%
IL CROYAIT QUE C EST UNE AFFAIRE POLITIQUE		1	0.1%
IL CROYAIT QUE L ON ETAIT DES AGENTS DE L ETAT		1	0.1%
IL FAUT ARRIVER A CONCRETISER L ETUDE EN QUESTION		1	0.1%
IL FAUT MAITRISER CHAQUE ASPECT DE LA VIE		1	0.1%
IL FAUT QUE LES PROFESSEURS PRENNENT CONSCIENCE ET REGARDE L UNIVERS		1	0.1%

06_1: Specify the respondent's comments

Value	Label	Cases	Percentage
IL NOUS A ENCOURAGER		1	0.1%
IL PENSAIT QUE C EST UNE AFFAIRE DE L ETAT		1	0.1%
IL SE DEMANDAIT SI LA DGM ETAIT CAPABLE DE REUNIR UNE BANQUE		1	0.1%
IL SE DEMANDE POURQUOI TOUTES CES INFORMATIONS		1	0.1%
IL Y A DES DROLES DES QUESTIONS		1	0.1%
IL Y A UNE FILLE QUI ETAIT PASSE MAIS AUJOURDHUI NOUS AVONS VRAIMENT CAUSE		1	0.1%
ILS NONT RIEN A BENEFICIER SUR LENQUETE		1	0.1%
L ENQUETE EST LONGUE		1	0.1%
L ENQUETE TOUCHE A L INTIMITE SURTOUT A CE QUI CONCERNE LE MONTANT TRANSFERE		1	0.1%
L ENTRETIEN PREND TROP DE TEMPS		1	0.1%
L ETUDE EST INTERESSANTE MAIS QUEL EST L APPORT DU GOUVERNEMENT LE RESULTAT		1	0.1%
L INTERET DE CETTE ETUDE		1	0.1%
LE POURQUOI DE L ETUDE		1	0.1%
LE QUESTIONNAIRE		1	0.1%

06_1: Specify the respondent's comments

Value	Label	Cases	Percentage
EST BIEN PROFOND			
LE QUESTIONNAIRE EST LONG		1	0.1%
LE QUESTIONNAIRE EST TROP LONG		1	0.1%
LE QUESTIONNAIRE EST LONG		1	0.1%
LES INFORMATIONS RECUEILLIES SONT TRÈS CAPITALES		1	0.1%
LES QUESTIONNAIRES TOUCHENT A LA SENSIBILITE A LA VIE PRIVE DES PERSONNES		1	0.1%
LES QUESTIONS TOUCHENT A L'INTIMITE		1	0.1%
MOI JE NE PEUX PAS FAIRE DE TELLES ETUDES		1	0.1%
NE VENDEZ PAS MA FAMILLE		1	0.1%
NON REPONSE		2	0.1%
ON ESTIME QUE VOUS N'ALLEZ PAS FILER LE GENS APRES		1	0.1%
OU AVEZ-VOUS TROUVE LE NOM POURQUOI SEULEMENT ICI		1	0.1%
PAS DE PRECISION		1	0.1%
POURQUOI DEVRONS-NOUS CONNAITRE SON IDENTITE		1	0.1%
POURQUOI SEULEMENT		1	0.1%

06_1: Specify the respondent's comments

Value	Label	Cases	Percentage
CHEZ LE LOCATAIRE			
POURQUOI L ENQUETE NE S ARRETE QU A KIN		1	0.1%
POURQUOI LES VOISINS N ONT PAS ETE INTERVIUES		1	0.1%
POURQUOI PRENDRE LES NOMS DE MES ENFANTS		1	0.1%
POURQUOI SON MENAGE ETAIT CHOISI		1	0.1%
QUE L UNIKIN L AIDE A SE PROCURER UN ORDINATEUR		1	0.1%
QUEL EST L OBJECTIF VISE PAR VOTRE ETUDE		1	0.1%
QUEL EST MON INTERET DANS TOUT CA		1	0.1%
QUELLSE ETAIT LES OBJECTIFS DE CETTE ETUDE		1	0.1%
QUESTIONNAIR		1	0.1%
QUESTIONNAIR VOLUMINEUX		1	0.1%
SAVOIR LE BUT DE CETTE ENQUETE		1	0.1%
SAVOIR SI CETTE ETUDE VISE A DECOURAGER LES MIGRANTS CONGOLAIS		1	0.1%
SE RASSURER DE QUOI IL S AGIT		1	0.1%
SON MARI AVAIT UN TRAVAIL SUR LES ENFANTS DE LA RUE		1	0.1%
SUR LA CONFUDENTIA		1	0.1%

06_1: Specify the respondent's comments

Value	Label	Cases	Percentage
ET LA PEUR DE SON MARI			
SUR LA VRAIE FINALITE DE L ETUDE		1	0.1%
TOUS LES MANAGES NE DEPENDENT PAS DES MIGRANTS		1	0.1%
TRES INTERESSANT		1	0.1%
TROP DEMANDER AUX GENS SUR LEUR VIE PRIVEE		1	0.1%
TROP DES QUESTIONS		3	0.2%
TROP DES QUESTIONS A POSER		1	0.1%
TROP DES QUESTIONS SUR LA VIE PRIVEE DE GENS		1	0.1%
TROS DES QUESTIONS		1	0.1%
UN VERITABLE TRAVAIL SCIENTIFIQUE. UNE ACTION A ENCOURAGER		1	0.1%
UTILITE ET FINALITE DE L ETUDE		1	0.1%
VOTRE ETUDE DEMANDE BEAUCOUP DE SOUVENANCE		1	0.1%
VOUS ALLEZ PAS POURSUIVRE NOS ENFANT EN EUROPE POUR LES FAIRE RENTRE AU PAYS		1	0.1%
VOUS ENTREZ DANS LA PRIVE DES GENS		1	0.1%
VOUS ENTREZ EN PROFONDEUR		1	0.1%

o6_1: Specify the respondent's comments

Value	Label	Cases	Percentage
VOUS ENTREZ EN PROFONDEUR DE LA VIE PRIVEE DES GENS		1	0.1%
VOUS FAITES QUOI AVEC CA ILS VOUS FONT TROP TRAVAILLER		1	0.1%
VOUS VENEZ NOUS ENVOUTER		1	0.1%

Warning: these figures indicate the number of cases found in the data file. They cannot be interpreted as summary statistics of the population of interest.

# o7: Presence of other persons during the interview			
Information	[Type= discrete] [Format=numeric] [Range= 1-2147483624] [Missing=*]		
Statistics [NW/ W]	[Valid=1541 /-] [Invalid=35 /-]		
Source	Interviewer		
Pre-question	The conditions during the interview:		
Literal question	O7. Were there other persons present during the interview?		
Post-question	If o7 not in 1, 2 => Go to o9 (O9)		
Value	Label	Cases	Percentage
1	Yes, during the entire interview	134	8.7%
2	Yes, during part of the interview	213	13.8%
3	No	1194	77.5%
Sysmiss		35	
<i>Warning: these figures indicate the number of cases found in the data file. They cannot be interpreted as summary statistics of the population of interest.</i>			
# o8: Influence of the other person(s)			
Information	[Type= discrete] [Format=numeric] [Range= 1-2147483624] [Missing=*]		
Statistics [NW/ W]	[Valid=357 /-] [Invalid=1219 /-]		
Universe	If o7 in 1, 2		
Source	Interviewer		
Literal question	O8. In your opinion, did this presence influence the answers given by the respondent?		
Value	Label	Cases	Percentage
2	Yes, but only in certain parts of the questionnaire	357	100.0%
Sysmiss		1219	
<i>Warning: these figures indicate the number of cases found in the data file. They cannot be interpreted as summary statistics of the population of interest.</i>			
# o8_1: Specify which part(s) of the questionnaire			
Information	[Type= discrete] [Format=character] [Missing=*]		
Statistics [NW/ W]	[Valid=1576 /-] [Invalid=0 /-]		
Universe	If o7 in 1, 2 If o8 in 2		
Source	Interviewer		
Literal question	O8. In your opinion, did this presence influence the answers given by the respondent? If "Yes, but only in certain parts of the questionnaire" => Which ones?		
Value	Label	Cases	Percentage
.		1219	77.3%
.b		28	1.8%
03 ET 04		1	0.1%
1		11	0.7%
2		31	2.0%
2 LES AGES DES ENFANTS		1	0.1%
2 Q3		1	0.1%
3		230	14.6%
A 13A		1	0.1%
A12 A14		1	0.1%

o8_1: Specify which part(s) of the questionnaire

Value	Label	Cases	Percentage
AGES ENFANTS DE SES SOEURS		1	0.1%
C1		1	0.1%
C4		1	0.1%
CONCERNANT LES AGES ET LIEN DE NAISSANCES DES PARENTS		1	0.1%
DATES DE NAISSANCE		1	0.1%
IL ETAIT SON FILS		1	0.1%
L'ANNEE DE DEPART DE SON BEAU FRERE ET SA BELLE SOEUR EN BELGIQUE		1	0.1%
LES DATES DE NAISSANCE		1	0.1%
LES DATES DE NAISSANCE ET ANNEE D HABITATION		1	0.1%
LES DATES DE NAISSANCE ET L ENUMERATION DES ENFANTS QUI SONT A L EXTERIEUR DU MENAGE		1	0.1%
MODULE BC QUESTION C4		1	0.1%
NON		15	1.0%
NON DEFINIE		1	0.1%
NON DEFINIES		8	0.5%
Q.3 DATE DE NAISSANCE DE SON FILS ETIENNE		1	0.1%
Q1 Q3		1	0.1%
Q2 (SON MARI NE VIT PLUS AVEC LUI DEPUIS UN CERTAIN TEMPS		1	0.1%
Q3		5	0.3%
Q3 A18 ET A 19		1	0.1%
Q3 A7a A3 A18		1	0.1%
SA FEMME		1	0.1%
SES ENFANTS		1	0.1%

# o8_1: Specify which part(s) of the questionnaire			
Value	Label	Cases	Percentage
SI LES PARENTS ONT DEJA VECU A L'ETRANGER		1	0.1%
SON FRERE ET SA SOEUR		1	0.1%
SON PETIT FRERE		1	0.1%
SUR LES PERSONNES SE TROUVANT A L'ETRANGER ET LE MODULE POUR LE LOGEMENT		1	0.1%
SUR LA PARTIE DE MIGRANT IL ETAIT HESITANT		1	0.1%
<i>Warning: these figures indicate the number of cases found in the data file. They cannot be interpreted as summary statistics of the population of interest.</i>			
# o9: Interruption			
Information	[Type= discrete] [Format=numeric] [Range= 0-1] [Missing=*]		
Statistics [NW/ W]	[Valid=1559 /-] [Invalid=17 /-]		
Source	Interviewer		
Literal question	O9. Did you have to interrupt the interview?		
Value	Label	Cases	Percentage
0	No	1400	89.8%
1	Yes	159	10.2%
Sysmiss		17	
<i>Warning: these figures indicate the number of cases found in the data file. They cannot be interpreted as summary statistics of the population of interest.</i>			
# o9_1: Specify why and when the interruption occurred			
Information	[Type= discrete] [Format=character] [Missing=*]		
Statistics [NW/ W]	[Valid=1576 /-]		
Universe	If o9 in 1		
Source	Interviewer		
Literal question	O9. Did you have to interrupt the interview? If "Yes" => Why, and at which point?		
Value	Label	Cases	Percentage
.		1417	89.9%
.b		22	1.4%
1		4	0.3%
2		3	0.2%
A CHAQUE FOIS QU UN CLIENT VENAIT ACHETER LA BRAISE		1	0.1%

o9_1: Specify why and when the interruption occurred

Value	Label	Cases	Percentage
OU LES ARACHIDES			
A CHAQUE FOIS QUE L ENQUETE DEVAIT VENDRE		1	0.1%
A PARTIR DE Q3		1	0.1%
A9 S OCCUPE DE L ENFANT DU VOISIN QUI ETAIT MALADE		1	0.1%
ACCUEIL DES VISITEURS		1	0.1%
APPEL TELEPHONIQUE		2	0.1%
ARRIVER A LA QUESTION SUR LE LOGEMENT LA PLUIE A COMMENCER		1	0.1%
ATTESTATION DE RECHERCHER NON PRESENT SUR PLACE		1	0.1%
BEAUCOUP D INTERRUPTIONS POUR LA VENTE DE SES ARTICLES		1	0.1%
C EST UNE COMMERCANTE S OCCUPER DES CLIENTS		1	0.1%
CALMER LE BEBE QUI PLEURAIT		1	0.1%
CALMER LES PLEURS DES ENFANTS		1	0.1%
CAUSERIES TELEPHONIQUE		1	0.1%
CHANGER D EMBLACEMENT POUR LAISSER L ESPACE DE TRAVAIL		1	0.1%
CHAQUE FOIS QU ELLE DEVAIT VENDRE		1	0.1%

o9_1: Specify why and when the interruption occurred

Value	Label	Cases	Percentage
CHERCHER LES DOCUMENTS		1	0.1%
CONCERTATION AVEC LES ENFANTS POUR L ORGANISATION DE LA MAISON		1	0.1%
COUP DE TELEPHONE		1	0.1%
COUPURE DU COURANT ELECTRIQUE		1	0.1%
COURTE DUREE POUR SURVEILLER LA CUISINE		1	0.1%
DE TEMPS EN TEMPS A CAUSE DE LA CLIENTELE		1	0.1%
DES COURTS MOMENT DE PARLER AU TELEPHONE		1	0.1%
DEVOIR TRESSER SES CHEVEUX		1	0.1%
ELLE AVAIT RECU DES VISITEURS		1	0.1%
ELLE DEVAIT ALLER A LA PRIERE POUR PLUS OU MOINS DEUX HEURES		1	0.1%
ELLE DEVAIT ARRANGER LES ENFANTS		1	0.1%
ELLE DEVAIT ENTRER A LA MAISON DE TEMPS EN TEMPS		1	0.1%
ELLE DEVAIT PREPARER		1	0.1%
ELLE DEVAIT REMETTRE UN PAGNE A UNE VISITEUSE		1	0.1%
ELLE DEVAIT S OCCUPER DE SON ENFANT QUI PLEURAIT		1	0.1%

o9_1: Specify why and when the interruption occurred

Value	Label	Cases	Percentage
ELLE DEVAIT S OCCUPER DES AGENTS DE LA REGIDESO		1	0.1%
ELLE DEVAIT S OCCUPER DES CLIENTS		1	0.1%
ELLE DEVAIT SERVIR SES CLIENTS		1	0.1%
ELLE DEVAIT VENDRE SA MARCHANDISE		1	0.1%
ELLE EST PARTIE CHERCHER DE L EAU		1	0.1%
ELLE EST PARTIE SE SOULAGE		1	0.1%
ELLE ETAIT ENTRAIN DE PREPARER		1	0.1%
ELLE ETAIT ENTRAIN DE PREPARER		3	0.2%
ELLE ETAIT ENTRAIN DE SURVEILLE SA MARMTE		1	0.1%
ELLE FAISAIT LA CUISINE		4	0.3%
ELLE FAISAIT LA LESSIVE		2	0.1%
ELLE FAISAIT TROP DE MOUVEMENT		1	0.1%
ELLE PREPARAIT LA NOURITURE		1	0.1%
ELLE PREPARAIT A MANGER		1	0.1%
ELLE RECEVAIT SES CLIENTS		1	0.1%
ELLE S OCCUPAIT DE SES ENFANTS		1	0.1%
ELLE S OCCUPEDE LA CUISINE		1	0.1%
ELLE S'OCCUPAIT DE SES CLIENTS		1	0.1%

o9_1: Specify why and when the interruption occurred

Value	Label	Cases	Percentage
ELLE VENDAIT OU ELLE DISCUTAIT AVEC UN CLIENT		1	0.1%
ELLE VENDAIT A CHAQUE ARRIVEE D UN CLIENT DEVANT LA BOUTIQUE		1	0.1%
ENQUETE PREPARANT		1	0.1%
IL A RECU DES VISITEURS		1	0.1%
IL A RECU LA VISITE DE SON AMI PENDANT QUELQUES MINUTES		1	0.1%
IL A RECU LES VISITEURS		1	0.1%
IL AMENAIT LE CIMENT AU MACON DE TEMPS EN TEMPS		1	0.1%
IL COORDONAIT SES TRAVAUX AU CYBER		1	0.1%
IL DEVAIT FAIRE LA LESSIVE		1	0.1%
IL DEVAIT S OCCUPER D UN VISITEUR		1	0.1%
IL EST ALLE ACCOMPAGNE SON AMI		1	0.1%
IL EST ALLE CHERCHER LES DOCUMENTS POUR AVOIR LES AGES		1	0.1%
IL EST ALLE CHERCHER LES IDENTITES DES ENFANTS POUR AVOIR LEURS AGES		1	0.1%
IL EST ALLE DIALOGUE AVEC SA		1	0.1%

o9_1: Specify why and when the interruption occurred

Value	Label	Cases	Percentage
FEMME PUIS CHERCHER DOCUMENT			
IL EST ALLER PRENDRE LA DOUCHE		1	0.1%
IL EST ALLER SEPARER DES GENS QUI SE BATAIENT DEVANT LA PARCELLE		1	0.1%
IL ETAIT ENTRAIN DE COUDRE ET REPASSER AU MODULE BC		1	0.1%
IL ETAIT OCCUPE A AUTRE CHOSE		1	0.1%
IL FALLAIT APPELLER LEUR PAPA POUR CERTAINE DATE DE NAISSANCE DE SES SOEURS AINEES		1	0.1%
IL FALLAIT ATTENDRE SON EPOUSE POUR REMONTER LA SITUATION		1	0.1%
IL FALLAIT POSER DES QUESTIONS SUR LES AGES ET LES DATES ET LA L ENQUETE DE DEMANDER A LEUR MAMAN		1	0.1%
IL LESSIVAIT IL SE LEVAIT Â`PUR PUISER DE L EAU		1	0.1%
IL S OCCUPAIT DE SES CLIENTS		1	0.1%
IL TRAVAILLAIT TOUT AU LONG DE LA ENTRETIENT		1	0.1%
IL Y AVAIT UN DEUIL EN FACE . AU MOMENT DE		1	0.1%

o9_1: Specify why and when the interruption occurred

Value	Label	Cases	Percentage
LA LEVEE DU CORPS ON A INTERROMPU			
IL YA EU DES VISITEURS		1	0.1%
J AVAIS COMMENCE AVEC SA PETITE SOEUR PARCE QU ELLE ETAIT PARTI AU DEUIL MAIS LA PETITE ETAIT BLOQUEE AU NIVEAU DES AGES		1	0.1%
J AVAIS COMMENCE AVEC FRANCINE ET ELLE ETAIT BLOQUEE ALORS JAI ATTENDU LA CONJOINTE		1	0.1%
JE DEVAIS PORTER UN ECLAIRAGE AU VOISIN QUI VOULAIT SINTERPOSER		1	0.1%
L ENQUETE DEVAIT PARTIR A L EGLISE		1	0.1%
L ENQUETE A RECU UN APPEL DE L EUROPE ET ELLA CAUSE PENDANT UNE HEURE ET DEMI		1	0.1%
L ENQUETE FAISAIT LA CUISINE		1	0.1%
L ENQUETEE FAISAIT LA LESSIVE		1	0.1%
L INTERVIEW S EST PASSE AU MARCHER		1	0.1%
L INTERVIEW A EU LIEU DANS SON BUREAU AU GRAND HOTEL		1	0.1%

o9_1: Specify why and when the interruption occurred

Value	Label	Cases	Percentage
L'ENQUETE AVAIT DES APPELS A REpondRE		1	0.1%
LA MAMAN EST UNE VENDEUSE DE MALEWA ET DONC DOIT TOUT LE TEMPS SERVIR CE CLIENT		1	0.1%
LA MAMAN QUI C EST PRECIPITEE A REpondRE ET TOUT LE MONDE DANS LE MENAGE ETAIT FACHE CONTRE L ENQUETEUR ET C ETAIT HOULEUX		1	0.1%
LA PRESENCE DU SUPERVISEUR ET DE SON AMI		1	0.1%
LE CHEF DE MENAGE VOULAIT CHERCHER LES DOCUMENTS POUVANT NOUS AIDER PENDANT L INTERVIEW		1	0.1%
LE PAPA NE SE SOUVENAIT PLUS DE L AGE DE SES ENFANTS ET A DU RECOURIR A UN DOCUMENT		1	0.1%
LENQUETE AVAIT UN MALADE QUI L SURVEILLE		1	0.1%
LENQUETE NE VOULAIT PAS CONTINUER L'ENTRETIEN		1	0.1%
LES AGES DES ENFANTS ET DES PETITS ENFANTS		1	0.1%

o9_1: Specify why and when the interruption occurred

Value	Label	Cases	Percentage
LES CLIENTS VENNAIENT PASSE DE COUPS DE FIL		1	0.1%
LES INFORMATION: SUR LES PERSONNES VIVANT A LETRANGER		1	0.1%
LORSQU ELLE S OCCUPE DES CLIENTS		1	0.1%
LOSQUE ELLE COMMENCE A REPOINDRE A Q3		1	0.1%
OCCUPEE AUX TACHES MENAGERES		1	0.1%
ON AVAIT COMMENCE AVEC LILIE ET PEU APRES ELLE ETAIT BLOQUE ET IL FALLAIT L ATTENDRE		1	0.1%
ON EST VENU LUI ANNONCE LE DECES DE SA TANTE MODULE E		1	0.1%
OUI POUR FAIRE SA CUISINE		1	0.1%
POR ALLER CHERCHE LES IDENTITE DE PAPAP		1	0.1%
POUR REPOINDRE A SON TELEPHONE		1	0.1%
POUR VERIFIER L AGE DE 03 ET DE SA FEMME		1	0.1%
PRENDRE AU TELEPHONE A12		1	0.1%
PUISSER DE L EAU AU ROBINET		1	0.1%
Q3		1	0.1%
RECEVOIR LE VISITEUR PENDANT 15 MINUTES		1	0.1%

o9_1: Specify why and when the interruption occurred

Value	Label	Cases	Percentage
RECEVOIR LES VISITEURS ET REPARER LE COURANT		1	0.1%
REPARTITION DU VEHICULE		1	0.1%
REPONDRE AU TELEHONE		1	0.1%
REPONDRE AU TELEPHONE		1	0.1%
SA FILLE LUI DERANGEAIT		1	0.1%
SA SOEUR L APPELE POUR UNE AFFAIRE DE LOCATION D UNE MAISON		1	0.1%
SERVIR A MANGER A LA Q A4 VILLE/ DEP		1	0.1%
SERVIR A MANGER AUX ENFANTS		1	0.1%
SON ENFANT PLEURAIT		1	0.1%
SURVEILLER LA CUISINE		1	0.1%
TERMINER DE BOUCHER LES TUYAU D EAU		1	0.1%
UN APPEL TELEPHONIQUE		1	0.1%
UN PETIT REPOS ELLE EST SOUS CURE		1	0.1%
VENDRE L EAU PURE		1	0.1%
VENDRE LES PAINS		1	0.1%
VU SON AGE IL FALAIT DE FOIS LE LAISSER SOUFFLER		1	0.1%

Warning: these figures indicate the number of cases found in the data file. They cannot be interpreted as summary statistics of the population of interest.

o10: Comprehension of the questions

Information	[Type= discrete] [Format=numeric] [Range= 1-2147483624] [Missing=*]
Statistics [NW/ W]	[Valid=1537 /-] [Invalid=39 /-]
Source	Interviewer

# o10: Comprehension of the questions			
Literal question	O10. In your opinion, was the respondent's comprehension of the questions:		
Value	Label	Cases	Percentage
1	Excellent	442	28.8%
2	Good	836	54.4%
3	Adequate	257	16.7%
4	Poor	2	0.1%
Sysmiss		39	
<i>Warning: these figures indicate the number of cases found in the data file. They cannot be interpreted as summary statistics of the population of interest.</i>			
# o11: Difficulties to answer			
Information	[Type= discrete] [Format=numeric] [Range= 0-1] [Missing=*]		
Statistics [NW/ W]	[Valid=1560 /-] [Invalid=16 /-]		
Source	Interviewer		
Literal question	O11. Did the respondent have difficulties answering certain questions?		
Value	Label	Cases	Percentage
0	No	1326	85.0%
1	Yes	234	15.0%
Sysmiss		16	
<i>Warning: these figures indicate the number of cases found in the data file. They cannot be interpreted as summary statistics of the population of interest.</i>			
# o11_1: Specify which difficulties			
Information	[Type= discrete] [Format=character] [Missing=*]		
Statistics [NW/ W]	[Valid=1576 /-]		
Universe	If o11 in 1		
Source	Interviewer		
Literal question	O11. Did the respondent have difficulties answering certain questions? If "Yes" => Which ones?		
Value	Label	Cases	Percentage
.		1342	85.2%
.b		25	1.6%
1		1	0.1%
2		1	0.1%
A 13 A		1	0.1%
A 13A ET A13D		1	0.1%
A 13A L ANNEE DE DEPART POUR LA PREMIERE FOIS		1	0.1%
A 14		1	0.1%
A 18 A19 A20		1	0.1%
A 19 INDIVIDU 03		1	0.1%
A 19 PAR RAPPORT A L INDIVIDUE A1		1	0.1%
A12		1	0.1%
A12 POUR 01		1	0.1%

o11_l: Specify which difficulties

Value	Label	Cases	Percentage
A13 A		1	0.1%
A13 A B2 A12 E9		1	0.1%
A13A		2	0.1%
A13A ET B2		1	0.1%
A13A LES PRECISSIONS LORS DE L'INTERVIEW BIOGRAPHIQUE		1	0.1%
A13a		1	0.1%
A13b A13a A13c		1	0.1%
A14 VIL/DEP		1	0.1%
A16		1	0.1%
A17 A12		1	0.1%
A18		2	0.1%
A18 A19 A20 ET A21 PAR RAPPORT A INDIVIDU 06 A10 A20 A21 PAR RAPPORT A INDIVIDU 07 A20 ET A21 PAR RAPPORT AUX INDIVIDUS 10 ET 11 B4 PAR RAPPORT A INDIVIDU 11		1	0.1%
A18 INDIVIDU 01 A17 POUR 09 10 ET 13		1	0.1%
A18 PAS PAR RAPPORT A L'INDIV 07		1	0.1%
A18 POUR L'INDIVIDU 03		1	0.1%
A18 Q3		1	0.1%
A19 A13A		1	0.1%
A19 A20 421		1	0.1%
A19 A20 A21 POUR LES PERSONNES EXTERNES		1	0.1%
A20		1	0.1%
A20 A 21		1	0.1%
A20 A21		1	0.1%
A20 A21 POUR CERTAINS		1	0.1%
A20 A21 POUR LES INDIVIDUS 06 ET 07		1	0.1%

o11_1: Specify which difficulties

Value	Label	Cases	Percentage
A20 A21		3	0.2%
A20 A21 CONCERNANT SON ONCLE		1	0.1%
A20 A21 POUR SON CONJOINT		1	0.1%
A20 A21 Q1 NÂ °9 ET 10		1	0.1%
A3 A13 A13D		1	0.1%
A7 FATH		1	0.1%
ACTIVITE DE PEMBA		1	0.1%
AGE		1	0.1%
AGE ET L MPLOI DU PERE		1	0.1%
AGES DES ENFANTS ET DE SON EPOUSE		1	0.1%
ANNEES		1	0.1%
ANNEES DE CLASSE ET NIVEAU D INSTRUCTION		1	0.1%
ANNEES ET DECES DE SES SOEURS		1	0.1%
B 2		1	0.1%
B 3		1	0.1%
C1, C7 POUR TOUS LES ETRANGERS AXCEPT2 CLAUDE SON COUSIN		1	0.1%
C4		3	0.2%
C4 ELLE A REFUSE DE DIRE CE QUE SON BEAU FRERE ET BELLES SOEURS ENVOIENT Y COMPRIS L ONCLE DE SON MARI		1	0.1%
CONCERNANT LES ENFANTS QUI SONT DECEDES		1	0.1%
DATE DE NAISSANCE		1	0.1%
DATES DE NAISSANCE		2	0.1%

o11_l: Specify which difficulties

Value	Label	Cases	Percentage
DATES DE NAISSANCE DE SES TANTES		1	0.1%
E 14 E 15 ET E 17		1	0.1%
E17 E20 A18 POUR (06 INDIVIDUS)		1	0.1%
E23		1	0.1%
E9 B1 B4		1	0.1%
IL A REFUSE DE DECLINER LES PERSONNES MEMBRES DE SA FAMILLE C EST COMME CA QU ON UTILISE LES INITIALES DE PRENOMS		1	0.1%
INDIVIDU 11/ A19 A20 ET A21 INDIVIDU 15 /A 20 ET A21 INDIVIDU 16 /A20 ET A21		1	0.1%
L AGE DE L INDIVIDU NÂ ° 10		1	0.1%
L AGE DE SA MERE AINSI QUE LE NIVEAU D INSTRUCTION DE SES PARENTS		1	0.1%
L ANNE DE NAISSANCE DE SA PETITE FILLE		1	0.1%
L ANNEE DE DECES DE SON FILS		1	0.1%
L ANNEE DE DEPART DU FRERE POUR BRAZZAVILLE ET LE NIVEAU D INSTRUCTION DU FRERE		1	0.1%
L ANNEE QUE L UN DE SES ONCLES ETAIT PARTI A L ETRANGER ET LA NATURE		1	0.1%

o11_1: Specify which difficulties

Value	Label	Cases	Percentage
DE LEURS ACTIVITE			
L ANNEE QUE SON PERE S EST ETABLI POUR LA PREMIERE FOIS EN RDC		1	0.1%
L OCCUPATION DE SON MARI		1	0.1%
L OCCUPATION DES PERSONNES QUI SONT A L ETRANGER		1	0.1%
L'AGE DU BEUA FRERE		1	0.1%
LA NATURE DE L'OCCUPATION DE SES ENFANTS		1	0.1%
LA NATURE D ACTIVITES DE CERTAINES PERSONNES QUI SONT A L ETRANGER		1	0.1%
LA NATURE D OCCUPATION DE CEUX QUI SONT A L ETRANGER		1	0.1%
LA NATURE DACTIVITE		1	0.1%
LA NATURE DACTIVITES DE SES FRERES QUI NE SONT PAS DANS LE MENAGE		1	0.1%
LA NATURE DACTIVITES QUE FONT LES GENS QUI SONT A LETRANGER		1	0.1%
LA NATURE DE L ACTIVITE DE SON CONJOINT		1	0.1%
LA NATURE DE L ACTIVITE QUE FAIT SON		1	0.1%

o11_1: Specify which difficulties

Value	Label	Cases	Percentage
ENFANT A BRAZZAVILLE			
LA NATURE DES ACTIVITES DE CEUX QUI SONT A L ETRANGER		1	0.1%
LA NATURE DES ACTIVITES DES GENTS QUI VIVENT AUX USA		1	0.1%
LA NATURE DES ACTIVITES DES MIGRANTS		1	0.1%
LA NATURE DES ACTIVITES QUI SONT A L ETRANGER		1	0.1%
LA PROFESSION DU FRERE QUI EST EN ANGOLA		1	0.1%
LA QUESTION Q3		1	0.1%
LA QUESTION SUR LE PERE DE SON PETIT FILS		1	0.1%
LA QUESTION SUR LES ENFANTS DECEDES		1	0.1%
LE MONTANT TRANSFERE		1	0.1%
LE NIVEAU D ETUDE DE SON NEVEU		1	0.1%
LE NIVEAU D INSTRUCTION ET LES AGES DE SES ENFANTS		1	0.1%
LE NIVEAU D INSTRUCTION DE PABLO		1	0.1%
LE NIVEAU DE DE L INSTRUCTION DE SON EPOUSE ET SON AGE		1	0.1%
LE PRENOMS DES ENFANTS		1	0.1%

o11_1: Specify which difficulties

Value	Label	Cases	Percentage
DECEDES ET LEUR DATE DE NAISSANCES			
LES DATES DE NAISSANCE		1	0.1%
LES ACTIVITES DES MEMBRES QUI SONT A L ETRANGER		1	0.1%
LES AGES		1	0.1%
LES AGES DE NAISSANCES		1	0.1%
LES AGES DE SES ENFANTS		1	0.1%
LES AGES DE SES NEVEUX		1	0.1%
LES AGES DES ENFANTS		2	0.1%
LES AGES DES ENFANTS ET PETITS FILS		1	0.1%
LES ANNEES DE DEPART DES ENFANTS HORS DE LA RDC		1	0.1%
LES ANNEES DE DEPART DES MIGRANTS		1	0.1%
LES ANNEES DE MIGRATION DES ENFANT ET VE QU'ILS ENVOIENT		1	0.1%
LES ANNEES DE NAISSANCES DE SA FAMILLE		1	0.1%
LES ANNEES DE NAISSANCES DES ENFANTS ET DU CONJOINT		1	0.1%
LES BIENS DE QUIPEMENTS OU LOGEMENTS		1	0.1%
LES BIENS D EQUIPEMENT ET DAUTRES		1	0.1%
LES DATES DE NAISSANCE		1	0.1%

o11_l: Specify which difficulties

Value	Label	Cases	Percentage
LES DATES DE NAISSANCE DE SES ENFANTS		1	0.1%
LES DATES DE NAISSANCES ET DE VOYAGES		1	0.1%
LES DONNEES DE GEORGES		1	0.1%
LES INDIVIDUS 7 ET 8 LES QUESTIONS A18 A19 A20 A21		1	0.1%
LES NIVEAUX D ETUDES DES ENFANTS		1	0.1%
LES NIVEAUX D INSTRUCTION DES ENFANTS		1	0.1%
LES PROFESSIONS DES GENTS QUI SONT A L ETRANGER		1	0.1%
LES QUESTION AVAIENT TRAIT AUX AGES		1	0.1%
LES QUESTIONS LIEES AUX AGES DE SA MERE ET DE SA GRAND MERE		1	0.1%
LES QUESTIONS LIEES AUX AGES Q3		1	0.1%
MODOLE E E22		1	0.1%
NIVEAU D ETUDE SON MARI		1	0.1%
NIVEAU D INSTRUCTION D AUTRES MEMBRES LEURS ACTIVITES		1	0.1%
OCCUPATION DE SES ONCLES A L ETRANGER		1	0.1%

o11_l: Specify which difficulties

Value	Label	Cases	Percentage
PAR RAPPORT A L INDIVIDU 06 A7 A18 A20 ET A21		1	0.1%
PAS AVEC TROP DE PRECISIONS		1	0.1%
POUR L INDIVIDU 6 AUX QUESTIONS A1 A8A A17 A18 A19 A20 A21		1	0.1%
POUR LES AGES DES PARENTS		1	0.1%
PRECISION SUR LES DATES NAISSANCES DU FRERE DU CHEF DE MENAGE		1	0.1%
Q 3		2	0.1%
Q 3 A20 A21 B1 C1 C3 C4 C5 C7 C8 C9		1	0.1%
Q 3 INDIVIDU 07 E14 E17		1	0.1%
Q 3 A13a		1	0.1%
Q 3 POUR LES ENFANTS DECEDES		1	0.1%
Q2		2	0.1%
Q2 Q3 A19		1	0.1%
Q2 Q3 A20		1	0.1%
Q3		32	2.0%
Q3 A18		1	0.1%
Q3 A20 A13a		1	0.1%
Q3 E9 B2 A13A		1	0.1%
Q3 A13		1	0.1%
Q3 A18 A19		1	0.1%
Q3 A18 ET A19		1	0.1%
Q3 A2 A20 A21		1	0.1%
Q3 A20 A21 A13A DES ELEMENTS DES REPOSES ONT ETE APPORTES PAR LA MAMAN		1	0.1%
Q3 ET A2		1	0.1%

o11_l: Specify which difficulties

Value	Label	Cases	Percentage
Q3 A13b		1	0.1%
Q3 A18		1	0.1%
Q3 A19 A20 A21		1	0.1%
Q3 A20		1	0.1%
Q3 A20 A21 A22		1	0.1%
Q3 ET A13A		1	0.1%
Q3 LIEES A PAGE		1	0.1%
Q3 PAR LES INDIVIDUS 09 ET 10 A9 PAR RAPPORT A L INDIVIDU 10 A18 POUR LE 01 A18 A19 A20 A21 POUR LE 09 A17 A18 A13A PAR RAPPORT A L INDIVIDU 10		1	0.1%
Q3 POUR L INDIVIDU 05 MAIS AUSSI POUR L INDIVIDU 04		1	0.1%
Q3 Q2		1	0.1%
Q3 SON AGE ET L AGE DE SES ENFANTS		1	0.1%
QUESTION 3 POUR LINDIVIDU 6		1	0.1%
QUESTIONS CONCERNANTS LES DATES DE MIGRATION		1	0.1%
QUESTIONS LIEES AUX AGES		1	0.1%
SUR L AGE DES CERTAINS ENFANTS		1	0.1%
SUR L'AGE DE SA FILLE		1	0.1%
SUR LA NATURE DES ACTIVITES DES GENS QUI SONT A L ETRANGER		1	0.1%
SUR LES AGES DE MEMBRES DE SA FAMILLE ET LES		1	0.1%

o11_l: Specify which difficulties

Value	Label	Cases	Percentage
PERSONNES RESIDENT A L ETRANGER			
anne d'etude des autres		1	0.1%
question 3		1	0.1%

Warning: these figures indicate the number of cases found in the data file. They cannot be interpreted as summary statistics of the population of interest.

o12: Use of written documents

Information	[Type= discrete] [Format=numeric] [Range= 0-1] [Missing=*]
Statistics [NW/ W]	[Valid=1556 /-] [Invalid=20 /-]
Source	Interviewer
Literal question	O12. Did the person use written documents to answer the questionnaire?

Value	Label	Cases	Percentage
0	No	1491	95.8%
1	Yes	65	4.2%
Sysmiss		20	

Warning: these figures indicate the number of cases found in the data file. They cannot be interpreted as summary statistics of the population of interest.

o12_l: Specify which documents

Information	[Type= discrete] [Format=character] [Missing=*]
Statistics [NW/ W]	[Valid=1576 /-] [Invalid=0 /-]
Universe	If o12 in 1
Source	Interviewer
Literal question	O12. Did the person use written documents to answer the questionnaire? If "Yes" => For which questions?

Value	Label	Cases	Percentage
.		1511	95.9%
.b		21	1.3%
.b8		1	0.1%
A16		1	0.1%
AGE DE CERTAINS MEMBRE DE FAMILLE		1	0.1%
ATTESTATION DE NAISSANCE DES ENFANTS		1	0.1%
ATTESTATION DE PERTE DE PIECES INDENTITE		1	0.1%
BULLETINS DES ENFANTS		1	0.1%
CARTE D ELECTEUR DE SA TANTE		1	0.1%
CARTE D ELECTEUR POUR AVOIR		1	0.1%

o12_1: Specify which documents

Value	Label	Cases	Percentage
LA PRECISION SUR L ANNEE DE NAISSANCE DE LEUR MERE			
CARTE D IDENTITE		2	0.1%
CARTE DE SERVICE		1	0.1%
CARTE POUR CITOYEN		1	0.1%
IL PENSAIT QUON POUVAIT VENDRE LEUR PARCELLE		1	0.1%
IL PRIT LES DOCUMENTS DE PABLO POUR VERIFIER SON NIVEAU D INSTRUCTION		1	0.1%
JUSTE AU DEBUT APRES L ARRET DE L INTRETIEN AVEC LA MAMAN		1	0.1%
L ENTREPRISE OU TRAVAILLE LE CHEF DE FAMILLE		1	0.1%
L INTRODUCTION		1	0.1%
LA CARTE D'IDENTITE		1	0.1%
LA COMPOSITION FAMILIALE		1	0.1%
LA PERIODE D ACTIVITE		1	0.1%
LES AGES		1	0.1%
LES ANNEES DE NAISSANCE ET DE DECES DE CERTAINS ENFANTS		1	0.1%
LES BIENS DE LOGEMENT		1	0.1%
LES DATES DE NAISSANCES ET DE DECES DES ENFANTS		1	0.1%

o12_1: Specify which documents

Value	Label	Cases	Percentage
POUR CONNAITRE SA LOCALITE		1	0.1%
POUR ENFANTS ABSENTS DU MENAGE		1	0.1%
POUR VOIR LES DATES		1	0.1%
POURQUOI IL YA UNIFORMIT2 DE SACS DES ENQUETEURS		1	0.1%
Q3		8	0.5%
Q3 A2		1	0.1%
Q3 A18 A19		1	0.1%
QUESTION SUR L AGE Q3		1	0.1%
SON AGE ET CELUI DE SON FILS		1	0.1%
SON AGE Q3		1	0.1%
SUR SON TERRITOIRE D ORIGINE		1	0.1%
VOIR LES DATES DE SES ENFANTS		1	0.1%
question 3		1	0.1%

Warning: these figures indicate the number of cases found in the data file. They cannot be interpreted as summary statistics of the population of interest.

hhmember: Total number of persons in the HH (living in or outside)

Information	[Type= continuous] [Format=numeric] [Range= 1-49] [Missing=*]
Statistics [NW/ W]	[Valid=1576 /-] [Invalid=0 /-] [Mean=9.895 /-] [StdDev=4.26 /-]
Notes	Variable calculated from the following variables: - n_menage (Household number) - n_indiv (Individual number in the HH (HH head)) Stata program: sort n_menage n_indiv egen hhmember=max(n_indiv), by(n_menage)

hmember: Number of persons living in the HH (excluding the persons declared as living outside the HH)

Information	[Type= continuous] [Format=numeric] [Range= 1-44] [Missing=*]
Statistics [NW/ W]	[Valid=1576 /-] [Invalid=0 /-] [Mean=6.745 /-] [StdDev=3.329 /-]
Notes	Variable calculated from the following variables: - n_menage (Household number) - n_indiv (Individual number in the HH (HH head)) - hh_a4 (Living in the HH (HH head)) Stata program: gen temp=1 if hh_a4==1 replace temp=0 if hh_a4==0 sort n_menage n_indiv gen temp_2=temp if n_menage!=n_menage[_n-1] replace temp_2=temp_2[_n-1]+temp if temp_2==.

# hmember: Number of persons living in the HH (excluding the persons declared as living outside the HH)	
	<pre>sort n_menage n_indiv egen hmember=max(temp_2), by(n_menage) drop temp temp_2</pre>
# hchildin: Number of children of the HH head living in the HH	
Information	[Type= continuous] [Format=numeric] [Range= 0-17] [Missing=*]
Statistics [NW/ W]	[Valid=1576 /-] [Invalid=0 /-] [Mean=3.199 /-] [StdDev=2.27 /-]
Notes	<p>Variable calculated from the following variables:</p> <ul style="list-style-type: none"> - n_menage (Household number) - childhh (Children of the HH head living in the HH) <p>Stata program:</p> <pre>sort n_menage egen hchildin=sum(childHH), by(n_menage)</pre>
# hchild04: Number of children from 0 to 4 years old living in the HH	
Information	[Type= continuous] [Format=numeric] [Range= 0-5] [Missing=*]
Statistics [NW/ W]	[Valid=1576 /-] [Invalid=0 /-] [Mean=0.537 /-] [StdDev=0.803 /-]
Notes	<p>Variable calculated from the following variables:</p> <ul style="list-style-type: none"> - n_menage (Household number) - childage (Age class of the HH head children living in the HH) <p>Stata program:</p> <pre>tab childage, gen(childage_dum) egen hchild04=sum(childage_dum1), by(n_menage) drop childage_dum1</pre>
# hchild511: Number of children from 5 to 12 years old living in the HH	
Information	[Type= continuous] [Format=numeric] [Range= 0-7] [Missing=*]
Statistics [NW/ W]	[Valid=1576 /-] [Invalid=0 /-] [Mean=0.708 /-] [StdDev=0.966 /-]
Notes	<p>Variable calculated from the following variables:</p> <ul style="list-style-type: none"> - n_menage (Household number) - childage (Age class of the HH head children living in the HH) <p>Stata program:</p> <pre>tab childage, gen(childage_dum) egen hchild511=sum(childage_dum2), by(n_menage) drop childage_dum2</pre>
# hchild12: Number of children from 12 years old & plus living in the HH	
Information	[Type= continuous] [Format=numeric] [Range= 0-16] [Missing=*]
Statistics [NW/ W]	[Valid=1576 /-] [Invalid=0 /-] [Mean=1.954 /-] [StdDev=2.024 /-]
Notes	<p>Variable calculated from the following variables:</p> <ul style="list-style-type: none"> - n_menage (Household number) - childage (Age class of the HH head children living in the HH) <p>Stata program:</p> <pre>tab childage, gen(childage_dum) egen hchild12=sum(childage_dum3), by(n_menage) drop childage_dum3</pre>
# hchildout: Number of children of the HH head living outside the HH	
Information	[Type= continuous] [Format=numeric] [Range= 0-19] [Missing=*]
Statistics [NW/ W]	[Valid=1576 /-] [Invalid=0 /-] [Mean=1.535 /-] [StdDev=2.05 /-]
Notes	<p>Variable calculated from the following variables:</p> <ul style="list-style-type: none"> - n_menage (Household number) - childouth (Children of the HH head living outside the HH)

# hchildout: Number of children of the HH head living outside the HH	
	Stata program: sort n_menage egen hchildout=sum(childoutHH), by(n_menage)
# hmigchild: Number of children of HH head living abroad	
Information	[Type= continuous] [Format=numeric] [Range= 0-11] [Missing=*]
Statistics [NW/ W]	[Valid=1576 /-] [Invalid=0 /-] [Mean=0.452 /-] [StdDev=1.038 /-]
Notes	Variable calculated from the following variables: - n_menage (Household number) - migchild (Children of the HH head living abroad) Stata program: sort n_menage egen hmigchild=sum(migchild), by(n_menage)
# hmigsons: Number of sons of the HH head living abroad	
Information	[Type= continuous] [Format=numeric] [Range= 0-5] [Missing=*]
Statistics [NW/ W]	[Valid=1576 /-] [Invalid=0 /-] [Mean=0.235 /-] [StdDev=0.645 /-]
Notes	Variable calculated from the following variables: - n_menage (Household number) - migs (Son of the HH head living abroad) Stata program: sort n_menage egen hmigsons=sum(migs), by(n_menage)
# hmigdaughters: Number of daughters of the HH head living abroad	
Information	[Type= continuous] [Format=numeric] [Range= 0-6] [Missing=*]
Statistics [NW/ W]	[Valid=1576 /-] [Invalid=0 /-] [Mean=0.217 /-] [StdDev=0.639 /-]
Notes	Variable calculated from the following variables: - n_menage (Household number) - migd (Daughter of the HH head living abroad) Stata program: sort n_menage egen hmigdaughters = sum(migd), by(n_menage)
# hspout: Number of partners of the HH head living outside the HH, whatever the country of residence	
Information	[Type= continuous] [Format=numeric] [Range= 0-2] [Missing=*]
Statistics [NW/ W]	[Valid=1576 /-] [Invalid=0 /-] [Mean=0.0425 /-] [StdDev=0.202 /-]
Notes	Variable calculated from the following variables: - n_menage (Household number) - out_spouse (Partner of the HH head living outside the HH) Stata program: sort n_menage egen hspout=sum(out_spouse), by(n_menage)
# hmigspcm: Number of partners of the HH head living abroad	
Information	[Type= continuous] [Format=numeric] [Range= 0-2] [Missing=*]
Statistics [NW/ W]	[Valid=1576 /-] [Invalid=0 /-] [Mean=0.0387 /-] [StdDev=0.193 /-]
Notes	Variable calculated from the following variables: - n_menage (Household number) - migspouse (Partner of the HH head living abroad) Stata program: sort n_menage egen hmigspcm=sum(migspouse), by(n_menage)

# hmigsptot: Total number of partners living abroad	
Information	[Type= continuous] [Format=numeric] [Range= 0-4] [Missing=*]
Statistics [NW/ W]	[Valid=1576 /-] [Invalid=0 /-] [Mean=0.0806 /-] [StdDev=0.277 /-]
Definition	Partners of the HH head or of the other members of the HH living abroad
Notes	Variable calculated from the following variables: - n_menage (Household number) - migsp_any (Partner of someone in the HH living abroad) Stata program: sort n_menage egen hmigsptot=sum(migsp_any), by(n_menage)
# hmigother: Number of persons living abroad and keeping regular contacts with the HH	
Information	[Type= continuous] [Format=numeric] [Range= 0-8] [Missing=*]
Statistics [NW/ W]	[Valid=1576 /-] [Invalid=0 /-] [Mean=1.076 /-] [StdDev=1.553 /-]
Definition	Total number of persons living abroad and keeping regular contacts with the HH during the 12 months before the survey (excluding of the other migrants category - partners, children)
Notes	Variable calculated from the following variables: - hmigchild (Number of children of HH head living abroad) - hmigsptot (Total number of partners living abroad) - hmigtot (Total number of persons living abroad, whatever the country of residence) Stata program: gen hmigother=hmigtot-hmigchild-hmigsptot
# hmigtot: Total number of persons living abroad, whatever the country of residence	
Information	[Type= continuous] [Format=numeric] [Range= 0-11] [Missing=*]
Statistics [NW/ W]	[Valid=1576 /-] [Invalid=0 /-] [Mean=1.609 /-] [StdDev=1.81 /-]
Definition	(hmigother + hmigsptot + hmigchild)
Notes	Variable calculated from the following variables: - n_menage (Household number) - pmigrant (Current migrants: individuals outside HH living abroad) Stata program: sort n_menage egen hmigtot=sum(pmigrant), by(n_menage)
# hmigafr: Number of HH persons living in Africa, excluding DR Congo	
Information	[Type= continuous] [Format=numeric] [Range= 0-5] [Missing=*]
Statistics [NW/ W]	[Valid=1576 /-] [Invalid=0 /-] [Mean=0.816 /-] [StdDev=1.171 /-]
Notes	Variable calculated from the following variables: - n_menage (Household number) - pmig_region (Residence region of the current migrants) Stata program: sort n_menage tab pmig_region, gen(migreg) egen hmigafr=sum(migreg1), by(n_menage) drop migreg1
# hmigeur: Number of HH persons living in Europe	
Information	[Type= continuous] [Format=numeric] [Range= 0-8] [Missing=*]
Statistics [NW/ W]	[Valid=1576 /-] [Invalid=0 /-] [Mean=0.673 /-] [StdDev=1.314 /-]
Notes	Variable calculated from the following variables: - n_menage (Household number) - pmig_region (Residence region of the current migrants) Stata program:

# hmigeur: Number of HH persons living in Europe			
	<pre>sort n_menage tab pmig_region, gen(migreg) egen hmigeur=sum(migreg2), by(n_menage) drop migreg2</pre>		
# hmigrester: Number of HH persons living outside DR Congo, neither Africa, nor Europe			
Information	[Type= continuous] [Format=numeric] [Range= 0-5] [Missing=*]		
Statistics [NW/ W]	[Valid=1576 /-] [Invalid=0 /-] [Mean=0.121 /-] [StdDev=0.501 /-]		
Notes	<p>Variable calculated from the following variables:</p> <ul style="list-style-type: none"> - n_menage (Household number) - pmig_region (Residence region of the current migrants) <p>Stata program:</p> <pre>sort n_menage tab pmig_region, gen(migreg) egen hmigrester=sum(migreg3), by(n_menage) drop migreg3</pre>		
# hmigret: Number of migrants back in the HH			
Information	[Type= continuous] [Format=numeric] [Range= 0-8] [Missing=*]		
Statistics [NW/ W]	[Valid=1576 /-] [Invalid=0 /-] [Mean=0.293 /-] [StdDev=0.654 /-]		
Definition	Individuals which have lived abroad for at least one year		
Notes	<p>Variable calculated from the following variables:</p> <ul style="list-style-type: none"> - n_menage (Household number) - preturn (Return migrants) <p>Stata program:</p> <pre>sort n_menage egen hmigret=sum(preturn), by(n_menage)</pre>		
# hreturn: HH with return migrants			
Information	[Type= discrete] [Format=numeric] [Range= 0-2147483624] [Missing=*]		
Statistics [NW/ W]	[Valid=1576 /-] [Invalid=0 /-]		
Notes	<p>Variable calculated from the following variable:</p> <ul style="list-style-type: none"> - hmigret (Number of migrants back in the HH) <p>Stata program:</p> <pre>gen hreturn=0 replace hreturn=1 if hmigret>0 & !inlist(hmigret,7777,8888,9999,..)</pre>		
Value	Label	Cases	Percentage
0	No	1225	77.7%
1	Yes	351	22.3%
<i>Warning: these figures indicate the number of cases found in the data file. They cannot be interpreted as summary statistics of the population of interest.</i>			
# hmigrant: HH with actual migrants			
Information	[Type= discrete] [Format=numeric] [Range= 0-2147483624] [Missing=*]		
Statistics [NW/ W]	[Valid=1576 /-] [Invalid=0 /-]		
Notes	<p>Variable calculated from the following variable:</p> <ul style="list-style-type: none"> - hmigtot (Total number of persons living abroad, whatever the country of residence) <p>Stata program:</p> <pre>gen hmigrant=0 replace hmigrant=1 if hmigtot>0 & !inlist(hmigtot,7777,8888,9999,..)</pre>		
Value	Label	Cases	Percentage
0	No	549	34.8%

# hmigrant: HH with actual migrants			
Value	Label	Cases	Percentage
1	Yes	1027	65.2%
<i>Warning: these figures indicate the number of cases found in the data file. They cannot be interpreted as summary statistics of the population of interest.</i>			
# hnonmig: HH which have never had migrants			
Information	[Type= discrete] [Format=numeric] [Range= 0-2147483624] [Missing=*]		
Statistics [NW/ W]	[Valid=1576 /-] [Invalid=0 /-]		
Notes	Variable calculated from the following variables: - hmidtot (Total number of persons living abroad, whatever the country of residence) - hmigret (Number of migrants back in the HH) Stata program: gen hnonmig=0 replace hnonmig=1 if hmidtot==0 & hmigret==0		
Value	Label	Cases	Percentage
0	No	1106	70.2%
1	Yes	470	29.8%
<i>Warning: these figures indicate the number of cases found in the data file. They cannot be interpreted as summary statistics of the population of interest.</i>			
# hworkers: Number of persons living in the HH with a professional activity			
Information	[Type= continuous] [Format=numeric] [Range= 0-13] [Missing=*]		
Statistics [NW/ W]	[Valid=1576 /-] [Invalid=0 /-] [Mean=3.482 /-] [StdDev=2.136 /-]		
Notes	Variable calculated from the following variables: - n_menage (Household number) - worker (Individual with a professional activity) Stata program: sort n_menage egen hworkers=sum(worker), by(n_menage)		
# hratocc: Population density by housing (number of persons by room)			
Information	[Type= continuous] [Format=numeric] [Range= 0.10000001490116-15] [Missing=*]		
Statistics [NW/ W]	[Valid=1561 /-] [Invalid=15 /-] [Mean=2.72 /-] [StdDev=1.655 /-]		
Notes	Variable calculated from the following variables: - e2 (Number of rooms) - hmember (Number of persons living in the HH (excluding the persons declared as living outside the HH)) Stata program: gen hratocc = hmember/e2 if !inlist(e2, 7777, 8888, 9999) replace hratocc=7777 if e2==7777 replace hratocc=8888 if e2==8888 replace hratocc=9999 if e2==9999		
# hhwealth: Wealth index of the HH			
Information	[Type= continuous] [Format=numeric] [Range= -8.39731311798096-6.78687810897827] [Missing=*]		
Statistics [NW/ W]	[Valid=1560 /-] [Invalid=16 /-] [Mean=-4.04e-10 /-] [StdDev=2.529 /-]		
Notes	Variable calculated thanks to a PCA (Principal Components Analysis) integrative a part of the variables beginning with "e" (could be different from country to country).		
# exp_fact_men: Inflating factor household			
Information	[Type= continuous] [Format=numeric] [Range= 45.3748550415039-4454.42529296875] [Missing=*]		
Statistics [NW/ W]	[Valid=1576 /-] [Invalid=0 /-] [Mean=814.954 /-] [StdDev=1083.532 /-]		
# weight_hhd: Normalized weight by HH			
Information	[Type= continuous] [Format=numeric] [Range= 0.0910938605666161-4.02447366714478] [Missing=*]		

# weight_hhd: Normalized weight by HH	
Statistics [NW/ W]	[Valid=1576 /-] [Invalid=0 /-]
Definition	Represents normalized weights to be used in the analyses related to the household data, whatever the file used.

File : rdc_qm_indiv

num_dr: DC number

Information	[Type= continuous] [Format=numeric] [Range= 1-29] [Missing=*]
Statistics [NW/ W]	[Valid=15588 /-] [Invalid=24 /-]
Definition	Survey area ID

strata_area: Strata - DR level

Information	[Type= discrete] [Format=numeric] [Range= 1-10] [Missing=*]
Statistics [NW/ W]	[Valid=15588 /-] [Invalid=24 /-]
Definition	Migration prevalence in each survey area, as reported by knowledgeable persons

Value	Label	Cases	Percentage
1	High level of migration	9363	60.1%
2	Medium level of migration	2871	18.4%
3	Low level of migration	3354	21.5%
Sysmiss		24	

Warning: these figures indicate the number of cases found in the data file. They cannot be interpreted as summary statistics of the population of interest.

strata_hh: Migrant HH during the census

Information	[Type= discrete] [Format=numeric] [Range= 0-1] [Missing=*]
Statistics [NW/ W]	[Valid=15588 /-] [Invalid=24 /-]
Definition	Presence of migrant in the HH during the screening survey.

Value	Label	Cases	Percentage
0	HH with no migrant	8029	51.5%
1	HH with returnee(s)	4495	28.8%
2	HH with current migrants	3064	19.7%
Sysmiss		24	

Warning: these figures indicate the number of cases found in the data file. They cannot be interpreted as summary statistics of the population of interest.

reg: District

Information	[Type= discrete] [Format=numeric] [Range= 1-1] [Missing=*]
Statistics [NW/ W]	[Valid=15588 /-] [Invalid=24 /-]

Value	Label	Cases	Percentage
1	Kinshasa	15588	100.0%
Sysmiss		24	

Warning: these figures indicate the number of cases found in the data file. They cannot be interpreted as summary statistics of the population of interest.

comr: Locality

Information	[Type= discrete] [Format=character] [Missing=*]
Statistics [NW/ W]	[Valid=15588 /-] [Invalid=0 /-]

Value	Label	Cases	Percentage
BADALUNGUA		5	0.0%
BANDAL		103	0.7%
BANDALUNGA		22	0.1%
BANDALUNGU.		25	0.2%
BANDALUNGW		795	5.1%
BANDALUNWA		11	0.1%
BNDALUNGWA		9	0.1%

File : rdc_qm_indiv

comr: Locality

Value	Label	Cases	Percentage
BUBU		13	0.1%
BUMBA		10	0.1%
BUMBU		578	3.7%
GOMBE		187	1.2%
KALAMU		496	3.2%
KASA VUBU		333	2.1%
KASAVUBU		156	1.0%
KIBANSEKE		29	0.2%
KIMBANSEKE		2638	16.9%
KIMBASEKE		799	5.1%
KIMBASENKE		36	0.2%
KIMBESEKE		3	0.0%
KIMPANZA		14	0.1%
KINSENSO		20	0.1%
KINSESO		31	0.2%
KINTAMBO		12	0.1%
KISENSO		486	3.1%
KSA VUBU		6	0.0%
LEMBA		962	6.2%
LIMET		8	0.1%
LIMETE		1000	6.4%
MAKALA		573	3.7%
MASINA		1663	10.7%
MASINE		6	0.0%
MASSINA		7	0.0%
MATETE		604	3.9%
MATONGE		14	0.1%
NDILI		58	0.4%
NDILI,		13	0.1%
NDJILI		1594	10.2%
NDJLI		8	0.1%
NDLILI		29	0.2%
NGABA		512	3.3%
NGALIEMA		604	3.9%
NGAMBA		4	0.0%
NGIRI NGIRI		51	0.3%
NGIRI NGIRI		470	3.0%
NGIRI NGIRIRI		7	0.0%
NGIRINGIRI		70	0.4%
NGLIEMA		14	0.1%
NJILI		8	0.1%
SELEMBAO		456	2.9%
SELEMBOA		4	0.0%

File : rdc_qm_indiv

comr: Locality

Value	Label	Cases	Percentage
SELMBAO		15	0.1%
kimbanseke		13	0.1%
kinshasa		4	0.0%

Warning: these figures indicate the number of cases found in the data file. They cannot be interpreted as summary statistics of the population of interest.

ident: Individual ID

Information	[Type= discrete] [Format=character] [Missing=*]
Statistics [NW/ W]	[Valid=15588 /-] [Invalid=0 /-]
Definition	Individual identifiant = 1st letter of country + n° of questionnaire compost

n_menage: Household number

Information	[Type= continuous] [Format=numeric] [Range= 3-1320] [Missing=*]
Statistics [NW/ W]	[Valid=15588 /-] [Invalid=24 /-]
Definition	Household ID

n_indiv: Individual number in the HH

Information	[Type= discrete] [Format=numeric] [Range= 1-49] [Missing=*]
Statistics [NW/ W]	[Valid=15588 /-] [Invalid=24 /-]
Definition	ID of each individual within her/his household

Value	Label	Cases	Percentage
1		1576	10.1%
2		1572	10.1%
3		1563	10.0%
4		1528	9.8%
5		1458	9.4%
6		1346	8.6%
7		1241	8.0%
8		1085	7.0%
9		920	5.9%
10		765	4.9%
11		615	3.9%
12		494	3.2%
13		379	2.4%
14		278	1.8%
15		204	1.3%
16		147	0.9%
17		111	0.7%
18		82	0.5%
19		66	0.4%
20		56	0.4%
21		39	0.3%
22		19	0.1%
23		12	0.1%
24		10	0.1%

File : rdc_qm_indiv

n_indiv: Individual number in the HH

Value	Label	Cases	Percentage
25		7	0.0%
26		4	0.0%
27		5	0.0%
28		3	0.0%
29		1	0.0%
30		1	0.0%
31		1	0.0%
Sysmiss		24	

Warning: these figures indicate the number of cases found in the data file. They cannot be interpreted as summary statistics of the population of interest.

q3age: Age

Information	[Type= discrete] [Format=numeric] [Range= 0-2147483624] [Missing=*]
Statistics [NW/ W]	[Valid=15509 /-] [Invalid=103 /-] [Mean=26.91 /-] [StdDev=17.232 /-]
Pre-question	Date of birth
Literal question	Q3. How old are you / How old is "Name"? Don't know: In what year were you born? Age

Value	Label	Cases	Percentage
0		284	1.8%
1		327	2.1%
2		281	1.8%
3		293	1.9%
4		281	1.8%
5		261	1.7%
6		285	1.8%
7		289	1.9%
8		277	1.8%
9		285	1.8%
10		269	1.7%
11		257	1.7%
12		293	1.9%
13		286	1.8%
14		265	1.7%
15		284	1.8%
16		364	2.3%
17		237	1.5%
18		263	1.7%
19		341	2.2%
20		334	2.2%
21		316	2.0%
22		329	2.1%
23		346	2.2%
24		334	2.2%
25		377	2.4%
26		310	2.0%

File : rdc_qm_indiv

q3age: Age

Value	Label	Cases	Percentage
27		357	2.3%
28		285	1.8%
29		333	2.1%
30		336	2.2%
31		285	1.8%
32		282	1.8%
33		319	2.1%
34		289	1.9%
35		349	2.3%
36		270	1.7%
37		301	1.9%
38		192	1.2%
39		279	1.8%
40		261	1.7%
41		264	1.7%
42		219	1.4%
43		168	1.1%
44		218	1.4%
45		207	1.3%
46		156	1.0%
47		182	1.2%
48		118	0.8%
49		176	1.1%
50		132	0.9%
51		153	1.0%
52		105	0.7%
53		106	0.7%
54		114	0.7%
55		86	0.6%
56		70	0.5%
57		76	0.5%
58		40	0.3%
59		63	0.4%
60		75	0.5%
61		43	0.3%
62		43	0.3%
63		42	0.3%
64		49	0.3%
65		29	0.2%
66		26	0.2%
67		35	0.2%
68		15	0.1%
69		36	0.2%

File : rdc_qm_indiv

q3age: Age

Value	Label	Cases	Percentage
70		28	0.2%
71		19	0.1%
72		19	0.1%
73		20	0.1%
74		17	0.1%
75		8	0.1%
76		25	0.2%
77		19	0.1%
78		13	0.1%
79		24	0.2%
80		10	0.1%
81		12	0.1%
82		13	0.1%
83		4	0.0%
84		7	0.0%
85		2	0.0%
86		2	0.0%
87		4	0.0%
88		2	0.0%
89		2	0.0%
90		1	0.0%
91		1	0.0%
92		1	0.0%
93		1	0.0%
94		1	0.0%
97		1	0.0%
100		1	0.0%
Sysmiss		103	

Warning: these figures indicate the number of cases found in the data file. They cannot be interpreted as summary statistics of the population of interest.

q3annee: Year of birth

Information	[Type= discrete] [Format=numeric] [Range= 1908-2147483624] [Missing=*]
Statistics [NW/ W]	[Valid=15509 /-] [Invalid=103 /-]
Pre-question	Date of birth
Literal question	Q3. How old are you / How old is "Name"? Don't know: In what year were you born? Year
Interviewer's instructions	(Give equivalence if Don't Know)

Value	Label	Cases	Percentage
1909		1	0.0%
1912		1	0.0%
1915		1	0.0%
1916		1	0.0%
1917		1	0.0%
1918		1	0.0%

File : rdc_qm_indiv

q3annee: Year of birth

Value	Label	Cases	Percentage
1919		1	0.0%
1920		2	0.0%
1921		2	0.0%
1922		4	0.0%
1923		2	0.0%
1924		2	0.0%
1925		7	0.0%
1926		4	0.0%
1927		13	0.1%
1928		12	0.1%
1929		10	0.1%
1930		24	0.2%
1931		13	0.1%
1932		19	0.1%
1933		25	0.2%
1934		8	0.1%
1935		17	0.1%
1936		20	0.1%
1937		19	0.1%
1938		19	0.1%
1939		28	0.2%
1940		36	0.2%
1941		15	0.1%
1942		35	0.2%
1943		26	0.2%
1944		29	0.2%
1945		49	0.3%
1946		42	0.3%
1947		43	0.3%
1948		43	0.3%
1949		75	0.5%
1950		63	0.4%
1951		40	0.3%
1952		76	0.5%
1953		70	0.5%
1954		86	0.6%
1955		114	0.7%
1956		106	0.7%
1957		105	0.7%
1958		153	1.0%
1959		132	0.9%
1960		176	1.1%
1961		118	0.8%

File : rdc_qm_indiv

q3annee: Year of birth

Value	Label	Cases	Percentage
1962		182	1.2%
1963		156	1.0%
1964		207	1.3%
1965		218	1.4%
1966		168	1.1%
1967		219	1.4%
1968		264	1.7%
1969		261	1.7%
1970		279	1.8%
1971		192	1.2%
1972		301	1.9%
1973		270	1.7%
1974		349	2.3%
1975		289	1.9%
1976		319	2.1%
1977		282	1.8%
1978		285	1.8%
1979		336	2.2%
1980		333	2.1%
1981		285	1.8%
1982		357	2.3%
1983		310	2.0%
1984		377	2.4%
1985		334	2.2%
1986		346	2.2%
1987		329	2.1%
1988		316	2.0%
1989		334	2.2%
1990		341	2.2%
1991		263	1.7%
1992		237	1.5%
1993		364	2.3%
1994		284	1.8%
1995		265	1.7%
1996		286	1.8%
1997		293	1.9%
1998		257	1.7%
1999		269	1.7%
2000		285	1.8%
2001		277	1.8%
2002		289	1.9%
2003		285	1.8%
2004		261	1.7%

File : rdc_qm_indiv

q3annee: Year of birth

Value	Label	Cases	Percentage
2005		281	1.8%
2006		293	1.9%
2007		281	1.8%
2008		327	2.1%
2009		284	1.8%
Sysmiss		103	

Warning: these figures indicate the number of cases found in the data file. They cannot be interpreted as summary statistics of the population of interest.

q4_etr: Ego lives abroad

Information	[Type= discrete] [Format=numeric] [Range= 0-2147483624] [Missing=*]
Statistics [NW/ W]	[Valid=15588 /-] [Invalid=24 /-]
Definition	The box ETR was to be ticked by the interviewer if the individual lived abroad
Source	Interviewer
Pre-question	Reminders
Literal question	Q4. ETR, CONJ, ENF, RET ETR
Interviewer's instructions	See a10

Value	Label	Cases	Percentage
0	No	13052	83.7%
1	Yes	2536	16.3%
Sysmiss		24	

Warning: these figures indicate the number of cases found in the data file. They cannot be interpreted as summary statistics of the population of interest.

q4_cjt: Ego's partner lives abroad

Information	[Type= discrete] [Format=numeric] [Range= 0-2147483624] [Missing=*]
Statistics [NW/ W]	[Valid=15588 /-] [Invalid=24 /-]
Definition	The box CONJ was to be ticked by the interviewer if the individual's partner lived abroad (see variable a7b)
Source	Interviewer
Pre-question	Reminders
Literal question	Q4. ETR, CONJ, ENF, RET CONJ
Interviewer's instructions	See a7b

Value	Label	Cases	Percentage
0	No	15469	99.2%
1	Yes	119	0.8%
Sysmiss		24	

Warning: these figures indicate the number of cases found in the data file. They cannot be interpreted as summary statistics of the population of interest.

q4_child: Ego's father and/or mother live(s) abroad

Information	[Type= discrete] [Format=numeric] [Range= 0-2147483624] [Missing=*]
Statistics [NW/ W]	[Valid=15588 /-] [Invalid=24 /-]
Definition	The box ENF was to be ticked by the interviewer if the individual's father or mother lived abroad
Source	Interviewer

File : rdc_qm_indiv

q4_child: Ego's father and/or mother live(s) abroad

Pre-question	Reminders
Literal question	Q4. ETR, CONJ, ENF, RET ENF
Interviewer's instructions	See a7fath and a7moth

Value	Label	Cases	Percentage
0	No	15399	98.8%
1	Yes	189	1.2%
Systemmiss		24	

Warning: these figures indicate the number of cases found in the data file. They cannot be interpreted as summary statistics of the population of interest.

q4_return: Ego returned from a migration

Information	[Type= discrete] [Format=numeric] [Range= 0-2147483624] [Missing=*]
Statistics [NW/ W]	[Valid=15588 /-] [Invalid=24 /-]
Definition	The box RET was to be ticked by the interviewer if the individual returned to DR Congo for at least a year since he/she first left
Source	Interviewer
Pre-question	Reminders
Literal question	Q4. ETR, CONJ, ENF, RET RET
Interviewer's instructions	See a13c

Value	Label	Cases	Percentage
0	No	15032	96.4%
1	Yes	556	3.6%
Systemmiss		24	

Warning: these figures indicate the number of cases found in the data file. They cannot be interpreted as summary statistics of the population of interest.

a1: Sex

Information	[Type= discrete] [Format=numeric] [Range= 1-2] [Missing=*]
Statistics [NW/ W]	[Valid=15578 /-] [Invalid=34 /-]
Pre-question	Module A - Identification of household members and of the household head's personal network Sex
Literal question	A1. "Name" is:

Value	Label	Cases	Percentage
1	Man	7698	49.4%
2	Woman	7880	50.6%
Systemmiss		34	

Warning: these figures indicate the number of cases found in the data file. They cannot be interpreted as summary statistics of the population of interest.

a2_vivant: Is she/he alive?

Information	[Type= discrete] [Format=numeric] [Range= 0-2147483624] [Missing=*]
Statistics [NW/ W]	[Valid=15588 /-] [Invalid=24 /-]
Pre-question	Year of death
Literal question	A2a. Is "Name" alive?
Post-question	If a2_vivant in 1 => Go to a3_1 (A3)

File : rdc_qm_indiv

a2_vivant: Is she/he alive?

Interviewer's instructions Don't read

Value	Label	Cases	Percentage
0	No	642	4.1%
1	Yes	14946	95.9%
Sysmiss		24	

Warning: these figures indicate the number of cases found in the data file. They cannot be interpreted as summary statistics of the population of interest.

a2_an: Year of death

Information [Type= discrete] [Format=numeric] [Range= 1946-2147483624] [Missing=*]

Statistics [NW/ W] [Valid=639 /-] [Invalid=14973 /-]

Universe If a2_vivant in 0

Pre-question Year of death

Literal question A2. In which year did "Name" die? Don't know: How old was "Name" when he/she died?
Year

Post-question Go to a14pays (A14Pays)

Interviewer's instructions Read only for deceased children

Value	Label	Cases	Percentage
1956		2	0.3%
1959		3	0.5%
1960		2	0.3%
1961		2	0.3%
1962		3	0.5%
1963		1	0.2%
1964		1	0.2%
1965		4	0.6%
1966		2	0.3%
1967		2	0.3%
1968		3	0.5%
1969		6	0.9%
1970		5	0.8%
1971		4	0.6%
1972		3	0.5%
1973		5	0.8%
1974		6	0.9%
1975		8	1.3%
1976		9	1.4%
1977		10	1.6%
1978		14	2.2%
1979		9	1.4%
1980		12	1.9%
1981		5	0.8%
1982		13	2.0%
1983		15	2.3%
1984		13	2.0%

File : rdc_qm_indiv

a2_an: Year of death

Value	Label	Cases	Percentage
1985		11	1.7%
1986		19	3.0%
1987		13	2.0%
1988		16	2.5%
1989		13	2.0%
1990		19	3.0%
1991		11	1.7%
1992		15	2.3%
1993		14	2.2%
1994		15	2.3%
1995		23	3.6%
1996		19	3.0%
1997		26	4.1%
1998		15	2.3%
1999		23	3.6%
2000		23	3.6%
2001		24	3.8%
2002		19	3.0%
2003		28	4.4%
2004		24	3.8%
2005		20	3.1%
2006		24	3.8%
2007		17	2.7%
2008		31	4.9%
2009		15	2.3%
Sysmiss		14973	

Warning: these figures indicate the number of cases found in the data file. They cannot be interpreted as summary statistics of the population of interest.

a2_age: Age at the time of death

Information	[Type= discrete] [Format=numeric] [Range= 0-2147483624] [Missing=*]
Statistics [NW/ W]	[Valid=627 /-] [Invalid=14985 /-] [Mean=10.255 /-] [StdDev=13.518 /-]
Universe	If a2_vivant in 0
Pre-question	Year of death
Literal question	A2. In which year did "Name" die? Don't know: How old was "Name" when he/she died? Age
Post-question	Go to a14pays (A14Pays)
Interviewer's instructions	Read only for deceased children

Value	Label	Cases	Percentage
0		166	26.5%
1		75	12.0%
2		57	9.1%
3		35	5.6%
4		15	2.4%

File : rdc_qm_indiv

a2_age: Age at the time of death

Value	Label	Cases	Percentage
5		17	2.7%
6		14	2.2%
7		12	1.9%
8		9	1.4%
9		9	1.4%
10		13	2.1%
11		11	1.8%
12		4	0.6%
13		5	0.8%
14		4	0.6%
15		6	1.0%
16		7	1.1%
17		9	1.4%
18		5	0.8%
19		8	1.3%
20		5	0.8%
21		10	1.6%
22		7	1.1%
23		5	0.8%
24		6	1.0%
25		8	1.3%
26		8	1.3%
27		10	1.6%
28		4	0.6%
29		8	1.3%
30		7	1.1%
31		3	0.5%
32		5	0.8%
33		4	0.6%
34		4	0.6%
35		6	1.0%
36		5	0.8%
37		10	1.6%
38		4	0.6%
39		2	0.3%
40		4	0.6%
41		2	0.3%
42		2	0.3%
43		4	0.6%
45		2	0.3%
46		1	0.2%
47		2	0.3%
48		2	0.3%

File : rdc_qm_indiv

a2_age: Age at the time of death

Value	Label	Cases	Percentage
49		1	0.2%
52		1	0.2%
56		1	0.2%
58		1	0.2%
69		1	0.2%
79		1	0.2%
Sysmiss		14985	

Warning: these figures indicate the number of cases found in the data file. They cannot be interpreted as summary statistics of the population of interest.

a3_1: Relation with the HH head 1

Information	[Type= discrete] [Format=numeric] [Range= 1-2147483624] [Missing=*]
Statistics [NW/ W]	[Valid=14916 /-] [Invalid=696 /-]
Universe	If a2_vivant in 1
Pre-question	Relationship with head of the HH
Literal question	A3. How is "Name" related to the household head? First answer
Interviewer's instructions	(Multiple answers possible in case of adopted/fostered child)

Value	Label	Cases	Percentage
1	Household head	1576	10.6%
2	Partner/spouse	1119	7.5%
3	Co-wife	13	0.1%
4	Daughter/son (biological)	7323	49.1%
5	Daughter/son-in-law, step-daughter/son	96	0.6%
6	Mother/father	116	0.8%
8	Sister/brother	1076	7.2%
9	Sister/brother-in-law	546	3.7%
10	Niece/nephew	773	5.2%
11	Granddaughter/grandson	1352	9.1%
12	Other relative of HH	369	2.5%
13	Other relative of the HH's partner	361	2.4%
14	Without family ties	83	0.6%
16	Adopted/fostered child	113	0.8%
Sysmiss		696	

Warning: these figures indicate the number of cases found in the data file. They cannot be interpreted as summary statistics of the population of interest.

a3_2: Relation with the HH head 2

Information	[Type= discrete] [Format=numeric] [Range= 1-2147483624] [Missing=*]
Statistics [NW/ W]	[Valid=62 /-] [Invalid=15550 /-]
Universe	If a2_vivant in 1
Pre-question	Relationship with head of the HH
Literal question	A3. How is "Name" related to the household head? Second answer
Interviewer's instructions	(Multiple answers possible in case of adopted/fostered child)

File : rdc_qm_indiv

a3_2: Relation with the HH head 2

Value	Label	Cases	Percentage
10	Niece/nephew	10	16.1%
11	Granddaughter/grandson	1	1.6%
12	Other relative of HH	2	3.2%
13	Other relative of the HH's partner	15	24.2%
14	Without family ties	5	8.1%
16	Adopted/fostered child	29	46.8%
Sysmiss		15550	

Warning: these figures indicate the number of cases found in the data file. They cannot be interpreted as summary statistics of the population of interest.

a4: Living in the HH

Information	[Type= discrete] [Format=numeric] [Range= 1-2147483624] [Missing=*]
Statistics [NW/ W]	[Valid=14933 /-] [Invalid=679 /-]
Universe	If a2_vivant in 1
Pre-question	Situation
Literal question	A4. Has "Name" been living in this household during the last 6 months or has "Name" the intention of living here for at least 6 months?
Post-question	If a4 in 0 => Go to a8a (A8a)

Value	Label	Cases	Percentage
0	No	4280	28.7%
1	Yes	10653	71.3%
Sysmiss		679	

Warning: these figures indicate the number of cases found in the data file. They cannot be interpreted as summary statistics of the population of interest.

a7a: Matrimonial status (household members)

Information	[Type= discrete] [Format=numeric] [Range= 0-2147483624] [Missing=*]
Statistics [NW/ W]	[Valid=10637 /-] [Invalid=4975 /-]
Universe	If a2_vivant in 1 Household members only (A4 = 1)
Pre-question	To all
Literal question	A7a. Is he/she?
Post-question	If a7a in 6, 7, 8 => Go to a7_fath (A7fath)
Interviewer's instructions	(read)

Value	Label	Cases	Percentage
0	Married monogamous	2245	21.1%
1	Married polygamous	151	1.4%
5	Consensual union	399	3.8%
6	Single	7255	68.2%
7	Widowed	352	3.3%
8	Divorced/separated	230	2.2%
9	Other	5	0.0%
Sysmiss		4975	

Warning: these figures indicate the number of cases found in the data file. They cannot be interpreted as summary statistics of the population of interest.

File : rdc_qm_indiv

a7b: Is her/his partner living abroad?

Information [Type= discrete] [Format=numeric] [Range= 0-2147483624] [Missing=*]

Statistics [NW/ W] [Valid=2802 /-] [Invalid=12810 /-]

Universe
If a2_vivant in 1
Household members only (A4 = 1)
If a7a in 0, 1, 5, 9

Literal question A7b. Has "Name" a partner currently living abroad?

Post-question
If a7b in 1 => Tick CONJ box (q4_cjt)
If a7b in 0 => Go to a7_fath (A7fath)

Value	Label	Cases	Percentage
0	No	2683	95.8%
1	Yes	119	4.2%
Sysmiss		12810	

Warning: these figures indicate the number of cases found in the data file. They cannot be interpreted as summary statistics of the population of interest.

a7c_1: Number of the 1st partner living abroad

Information [Type= discrete] [Format=numeric] [Range= 1-2147483624] [Missing=*]

Statistics [NW/ W] [Valid=114 /-] [Invalid=15498 /-]

Universe
If a2_vivant in 1
Household members only (A4 = 1)
If a7a in 0, 1, 5, 9
If a7b in 1

Literal question A7c. Who is his/her partner?
1st partner

Post-question Go to a15_natio1 (A15) if above 18

Interviewer's instructions Look at the flap and note down partner(s)'s ID(s)

Value	Label	Cases	Percentage
1		3	2.6%
2		1	0.9%
4		5	4.4%
5		5	4.4%
6		11	9.6%
7		12	10.5%
8		10	8.8%
9		8	7.0%
10		7	6.1%
11		7	6.1%
12		7	6.1%
13		9	7.9%
14		7	6.1%
15		3	2.6%
16		5	4.4%
17		4	3.5%
19		1	0.9%
20		5	4.4%
21		2	1.8%

File : rdc_qm_indiv

a7c_1: Number of the 1st partner living abroad

Value	Label	Cases	Percentage
22		1	0.9%
30		1	0.9%
Sysmiss		15498	

Warning: these figures indicate the number of cases found in the data file. They cannot be interpreted as summary statistics of the population of interest.

a7c_2: Number of the 2nd partner living abroad

Information	[Type= discrete] [Format=numeric] [Range= 0-2147483624] [Missing=*]
Statistics [NW/ W]	[Valid=2 /-] [Invalid=15610 /-]
Universe	If a2_vivant in 1 Household members only (A4 = 1) If a7a in 0, 1, 5, 9 If a7b in 1 If the individual has more than one partner living abroad
Literal question	A7c. Who is his/her partner? 2nd partner
Post-question	Go to a15_natio1 (A15) if above 18
Interviewer's instructions	Look at the flap and note down partner(s)'s ID(s)

Value	Label	Cases	Percentage
2		1	50.0%
4		1	50.0%
Sysmiss		15610	

Warning: these figures indicate the number of cases found in the data file. They cannot be interpreted as summary statistics of the population of interest.

a7_fath: Father abroad

Information	[Type= discrete] [Format=numeric] [Range= 0-2147483624] [Missing=*]
Statistics [NW/ W]	[Valid=4536 /-] [Invalid=11076 /-]
Universe	If a2_vivant in 1 Household members only (A4 = 1) If under 18 years
Pre-question	If under 18 years
Literal question	A7fath. Does the father of "Name" currently live abroad?
Post-question	If a7_fath in 1 => Tick ENF box (q4_child) If a7_fath in 0 => Go to a7_moth (A7moth)

Value	Label	Cases	Percentage
0	No	4386	96.7%
1	Yes	150	3.3%
Sysmiss		11076	

Warning: these figures indicate the number of cases found in the data file. They cannot be interpreted as summary statistics of the population of interest.

a7_fath_ID: Father abroad: number

Information	[Type= discrete] [Format=numeric] [Range= 2-2147483624] [Missing=*]
Statistics [NW/ W]	[Valid=149 /-] [Invalid=15463 /-]
Universe	If a2_vivant in 1 Household members only (A4 = 1) If under 18 years If a7_fath in 1
Pre-question	If under 18 years

File : rdc_qm_indiv

a7_fath_ID: Father abroad: number

Literal question A7fathID. Who is his/her father?

Interviewer's instructions Look at the flap and note down father's ID

Value	Label	Cases	Percentage
2		2	1.3%
3		1	0.7%
4		7	4.7%
5		10	6.7%
6		14	9.4%
7		5	3.4%
8		17	11.4%
9		9	6.0%
10		14	9.4%
11		12	8.1%
12		15	10.1%
13		17	11.4%
14		7	4.7%
15		4	2.7%
16		5	3.4%
17		3	2.0%
19		3	2.0%
21		2	1.3%
22		1	0.7%
30		1	0.7%
Sysmiss		15463	

Warning: these figures indicate the number of cases found in the data file. They cannot be interpreted as summary statistics of the population of interest.

a7_moth: Mother abroad

Information [Type= discrete] [Format=numeric] [Range= 0-2147483624] [Missing=*]

Statistics [NW/ W] [Valid=4537 /-] [Invalid=11075 /-]

Universe
If a2_vivant in 1
Household members only (A4 = 1)
If under 18 years

Pre-question If under 18 years

Literal question A7moth. Does the mother of "Name" currently live abroad?

Post-question
If a7_moth in 1 => Tick ENF box (q4_child)
If a7_moth in 0 => Go to a15_natio1 (A15)

Value	Label	Cases	Percentage
0	No	4483	98.8%
1	Yes	54	1.2%
Sysmiss		11075	

Warning: these figures indicate the number of cases found in the data file. They cannot be interpreted as summary statistics of the population of interest.

a7_moth_ID: Mother abroad: number

Information [Type= discrete] [Format=numeric] [Range= 5-2147483624] [Missing=*]

Statistics [NW/ W] [Valid=52 /-] [Invalid=15560 /-]

File : rdc_qm_indiv

a7_moth_ID: Mother abroad: number

Universe	If a2_vivant in 1 Household members only (A4 = 1) If under 18 years If a7_moth in 1
Pre-question	If under 18 years
Literal question	A7mothID. Who is his/her mother?
Post-question	Go to a15_natio1 (A15)
Interviewer's instructions	Look at the flap and note down mother's ID

Value	Label	Cases	Percentage
5		1	1.9%
7		3	5.8%
8		2	3.8%
9		13	25.0%
11		4	7.7%
12		9	17.3%
14		1	1.9%
15		2	3.8%
16		1	1.9%
17		8	15.4%
18		3	5.8%
19		2	3.8%
20		2	3.8%
21		1	1.9%
Sysmiss		15560	

Warning: these figures indicate the number of cases found in the data file. They cannot be interpreted as summary statistics of the population of interest.

a8a: Matrimonial status (members outside the household)

Information	[Type= discrete] [Format=numeric] [Range= 0-2147483624] [Missing=*]
Statistics [NW/ W]	[Valid=4264 /-] [Invalid=11348 /-]
Universe	If a2_vivant in 1 Members outside the household only (A4 = 0)
Pre-question	Matrimonial status
Literal question	A8a. Is he/she?
Post-question	If a8a in 6, 7, 8 => Go to a8d (A8d)
Interviewer's instructions	(read)

Value	Label	Cases	Percentage
0	Married monogamous	2396	56.2%
1	Married polygamous	27	0.6%
5	Consensual union	168	3.9%
6	Single	1511	35.4%
7	Widowed	63	1.5%
8	Divorced/separated	97	2.3%
9	Other	2	0.0%
Sysmiss		11348	

Warning: these figures indicate the number of cases found in the data file. They cannot be interpreted as summary statistics of the population of interest.

File : rdc_qm_indiv

a8b: Is she/he the partner of someone living in the HH?

Information	[Type= discrete] [Format=numeric] [Range= 0-2147483624] [Missing=*]
Statistics [NW/ W]	[Valid=2582 /-] [Invalid=13030 /-]
Universe	If a2_vivant in 1 Members outside the household only (A4 = 0) If a8a in 0, 1, 5, 9
Pre-question	Partner in the household
Literal question	A8b. Does "Name" have a partner who lives in the household?
Post-question	If a8b in 0 => Go to a8d (A8d)

Value	Label	Cases	Percentage
0	No	2455	95.1%
1	Yes	127	4.9%
Sysmiss		13030	

Warning: these figures indicate the number of cases found in the data file. They cannot be interpreted as summary statistics of the population of interest.

a8c_1: Number of the 1st partner living in the household

Information	[Type= discrete] [Format=numeric] [Range= 1-2147483624] [Missing=*]
Statistics [NW/ W]	[Valid=126 /-] [Invalid=15486 /-]
Universe	If a2_vivant in 1 Members outside the household only (A4 = 0) If a8a in 0, 1, 5, 9 If a8b in 1
Pre-question	Partner in the household
Literal question	A8c. Who is his/her partner? 1st partner
Interviewer's instructions	Look at the flap and note below the person ID of Ego's partner.

Value	Label	Cases	Percentage
1		60	47.6%
2		16	12.7%
3		19	15.1%
4		10	7.9%
5		5	4.0%
6		4	3.2%
7		4	3.2%
8		4	3.2%
11		1	0.8%
12		3	2.4%
Sysmiss		15486	

Warning: these figures indicate the number of cases found in the data file. They cannot be interpreted as summary statistics of the population of interest.

a8c_2: Number of the 2nd partner living in the household

Information	[Type= discrete] [Format=numeric] [Range= 0-2147483624] [Missing=*]
Statistics [NW/ W]	[Valid=2 /-] [Invalid=15610 /-]
Universe	If a2_vivant in 1 Members outside the household only (A4 = 0) If a8a in 0, 1, 5, 9 If a8b in 1

File : rdc_qm_indiv

a8c_2: Number of the 2nd partner living in the household

Pre-question	Partner in the household
Literal question	A8c. Who is his/her partner? 2nd partner
Interviewer's instructions	Look at the flap and note below the person ID of Ego's partner.

Value	Label	Cases	Percentage
0		1	50.0%
7		1	50.0%
Sysmiss		15610	

Warning: these figures indicate the number of cases found in the data file. They cannot be interpreted as summary statistics of the population of interest.

a8d: Child under 18 who lives in the HH

Information	[Type= discrete] [Format=numeric] [Range= 0-2147483624] [Missing=*]
Statistics [NW/ W]	[Valid=4225 /-] [Invalid=11387 /-]
Universe	If a2_vivant in 1 Members outside the household only (A4 = 0)
Pre-question	Children in the household
Literal question	A8d. Does "Name" have a child under 18 who lives in the household?
Post-question	If a8d in 0 => Go to a9 (A9)

Value	Label	Cases	Percentage
0	No	3988	94.4%
1	Yes	237	5.6%
Sysmiss		11387	

Warning: these figures indicate the number of cases found in the data file. They cannot be interpreted as summary statistics of the population of interest.

a8e_1: Child under 18 who lives in the HH number 1

Information	[Type= discrete] [Format=numeric] [Range= 1-2147483624] [Missing=*]
Statistics [NW/ W]	[Valid=233 /-] [Invalid=15379 /-]
Universe	If a2_vivant in 1 Members outside the household only (A4 = 0) If a8d in 1
Pre-question	Children in the household
Literal question	A8e. Who is/are his child(ren)? Child 1
Interviewer's instructions	Look at the flap and note below the ID(s) of Ego's children

Value	Label	Cases	Percentage
1		4	1.7%
2		20	8.6%
3		31	13.3%
4		39	16.7%
5		28	12.0%
6		31	13.3%
7		19	8.2%
8		25	10.7%
9		14	6.0%
10		9	3.9%

File : rdc_qm_indiv

a8e_1: Child under 18 who lives in the HH number 1

Value	Label	Cases	Percentage
11		6	2.6%
12		3	1.3%
14		1	0.4%
15		2	0.9%
16		1	0.4%
Sysmiss		15379	

Warning: these figures indicate the number of cases found in the data file. They cannot be interpreted as summary statistics of the population of interest.

a8e_2: Child under 18 who lives in the HH number 2

Information	[Type= discrete] [Format=numeric] [Range= 2-2147483624] [Missing=*]
Statistics [NW/ W]	[Valid=97 /-] [Invalid=15515 /-]
Universe	If a2_vivant in 1 Members outside the household only (A4 = 0) If a8d in 1
Pre-question	Children in the household
Literal question	A8e. Who is/are his child(ren)? Child 2
Interviewer's instructions	Look at the flap and note below the ID(s) of Ego's children

Value	Label	Cases	Percentage
2		3	3.1%
3		14	14.4%
4		18	18.6%
5		17	17.5%
6		12	12.4%
7		10	10.3%
8		6	6.2%
9		4	4.1%
10		3	3.1%
11		4	4.1%
12		1	1.0%
13		2	2.1%
16		3	3.1%
Sysmiss		15515	

Warning: these figures indicate the number of cases found in the data file. They cannot be interpreted as summary statistics of the population of interest.

a8e_3: Child under 18 who lives in the HH number 3

Information	[Type= discrete] [Format=numeric] [Range= 3-2147483624] [Missing=*]
Statistics [NW/ W]	[Valid=37 /-] [Invalid=15575 /-]
Universe	If a2_vivant in 1 Members outside the household only (A4 = 0) If a8d in 1
Pre-question	Children in the household
Literal question	A8e. Who is/are his child(ren)? Child 3
Interviewer's instructions	Look at the flap and note below the ID(s) of Ego's children

File : rdc_qm_indiv

a8e_3: Child under 18 who lives in the HH number 3

Value	Label	Cases	Percentage
3		3	8.1%
4		6	16.2%
5		7	18.9%
6		8	21.6%
7		5	13.5%
8		4	10.8%
10		2	5.4%
12		1	2.7%
17		1	2.7%
Sysmiss		15575	

Warning: these figures indicate the number of cases found in the data file. They cannot be interpreted as summary statistics of the population of interest.

a8e_4: Child under 18 who lives in the HH number 4

Information	[Type= discrete] [Format=numeric] [Range= 1-2147483624] [Missing=*]
Statistics [NW/ W]	[Valid=18 /-] [Invalid=15594 /-]
Universe	If a2_vivant in 1 Members outside the household only (A4 = 0) If a8d in 1
Pre-question	Children in the household
Literal question	A8e. Who is/are his child(ren)? Child 4
Interviewer's instructions	Look at the flap and note below the ID(s) of Ego's children

Value	Label	Cases	Percentage
1		1	5.6%
3		2	11.1%
4		1	5.6%
5		3	16.7%
6		4	22.2%
7		3	16.7%
8		2	11.1%
9		1	5.6%
11		1	5.6%
Sysmiss		15594	

Warning: these figures indicate the number of cases found in the data file. They cannot be interpreted as summary statistics of the population of interest.

a8e_5: Child under 18 who lives in the HH number 5

Information	[Type= discrete] [Format=numeric] [Range= 4-2147483624] [Missing=*]
Statistics [NW/ W]	[Valid=6 /-] [Invalid=15606 /-]
Universe	If a2_vivant in 1 Members outside the household only (A4 = 0) If a8d in 1
Pre-question	Children in the household
Literal question	A8e. Who is/are his child(ren)? Child 5
Interviewer's instructions	Look at the flap and note below the ID(s) of Ego's children

File : rdc_qm_indiv

a8e_5: Child under 18 who lives in the HH number 5

Value	Label	Cases	Percentage
4		1	16.7%
5		1	16.7%
6		1	16.7%
7		2	33.3%
8		1	16.7%
Sysmiss		15606	

Warning: these figures indicate the number of cases found in the data file. They cannot be interpreted as summary statistics of the population of interest.

a8e_6: Child under 18 who lives in the HH number 6

Information	[Type= discrete] [Format=numeric] [Range= 4-2147483624] [Missing=*]
Statistics [NW/ W]	[Valid=3 /-] [Invalid=15609 /-]
Universe	If a2_vivant in 1 Members outside the household only (A4 = 0) If a8d in 1
Pre-question	Children in the household
Literal question	A8e. Who is/are his child(ren)? Child 6
Interviewer's instructions	Look at the flap and note below the ID(s) of Ego's children

Value	Label	Cases	Percentage
4		1	33.3%
6		1	33.3%
8		1	33.3%
Sysmiss		15609	

Warning: these figures indicate the number of cases found in the data file. They cannot be interpreted as summary statistics of the population of interest.

a8e_7: Child under 18 who lives in the HH number 7

Information	[Type= discrete] [Format=numeric] [Range= 7-2147483624] [Missing=*]
Statistics [NW/ W]	[Valid=1 /-] [Invalid=15611 /-]
Universe	If a2_vivant in 1 Members outside the household only (A4 = 0) If a8d in 1
Pre-question	Children in the household
Literal question	A8e. Who is/are his child(ren)? Child 7
Interviewer's instructions	Look at the flap and note below the ID(s) of Ego's children

Value	Label	Cases	Percentage
7		1	100.0%
Sysmiss		15611	

Warning: these figures indicate the number of cases found in the data file. They cannot be interpreted as summary statistics of the population of interest.

a9: Has Ego already lived with the HH head?

Information	[Type= discrete] [Format=numeric] [Range= 0-2147483624] [Missing=*]
Statistics [NW/ W]	[Valid=4250 /-] [Invalid=11362 /-]
Universe	If a2_vivant in 1 Members outside the household only (A4 = 0)

File : rdc_qm_indiv

a9: Has Ego already lived with the HH head?

Pre-question	Places of residence		
Literal question	A9. Has "Name" ever lived with the household head?		
Value	Label	Cases	Percentage
0	No	497	11.7%
1	Yes	3753	88.3%
Sysmiss		11362	

Warning: these figures indicate the number of cases found in the data file. They cannot be interpreted as summary statistics of the population of interest.

a10: Is Ego currently living abroad?

Information	[Type= discrete] [Format=numeric] [Range= 0-2147483624] [Missing=*]
Statistics [NW/ W]	[Valid=4264 /-] [Invalid=11348 /-]
Universe	If a2_vivant in 1 Members outside the household only (A4 = 0)
Pre-question	Places of residence
Literal question	A10. Does he/she currently live abroad?
Post-question	If a10 in 1 => Tick ETR in the flap If a10 in 0 => Go to a15_natio1 (A15)

Value	Label	Cases	Percentage
0	No	1729	40.5%
1	Yes	2535	59.5%
Sysmiss		11348	

Warning: these figures indicate the number of cases found in the data file. They cannot be interpreted as summary statistics of the population of interest.

a11: In which country?

Information	[Type= discrete] [Format=numeric] [Range= 96000-2147483624] [Missing=*]
Statistics [NW/ W]	[Valid=2532 /-] [Invalid=13080 /-]
Universe	If a2_vivant in 1 Members outside the household only (A4 = 0) If a10 in 1
Pre-question	Places of residence
Literal question	A11. In which country?

Value	Label	Cases	Percentage
96000	FRANCE	480	19.0%
99101	DENMARK	2	0.1%
99103	NORWAY	5	0.2%
99104	SWEDEN	6	0.2%
99105	FINLAND	1	0.0%
99109	GERMANY	72	2.8%
99110	AUSTRIA	3	0.1%
99116	CZECH REPUBLIC	1	0.0%
99123	RUSSIA	1	0.0%
99127	ITALY	19	0.8%
99131	BELGIUM	208	8.2%
99132	UNITED KINGDOM	155	6.1%
99134	SPAIN	12	0.5%

File : rdc_qm_indiv

a11: In which country?

Value	Label	Cases	Percentage
99135	NETHERLANDS	32	1.3%
99136	IRELAND or EIRE	4	0.2%
99137	LUXEMBOURG	3	0.1%
99139	PORTUGAL	14	0.6%
99140	SWITZERLAND	41	1.6%
99148	BELARUS	1	0.0%
99205	LEBANON	1	0.0%
99207	ISRAEL	1	0.0%
99216	CHINA	4	0.2%
99217	JAPAN	1	0.0%
99219	THAILAND	1	0.0%
99223	INDIA	3	0.1%
99240	KUWAIT	1	0.0%
99301	EGYPT	1	0.0%
99302	LIBERIA	1	0.0%
99303	SOUTH AFRICA	178	7.0%
99309	TANZANIA	2	0.1%
99310	ZIMBABWE	2	0.1%
99311	NAMIBIA	1	0.0%
99312	CONGO (DEMOCRATIC REPUBLIC)	3	0.1%
99321	BURUNDI	2	0.1%
99322	CAMEROON	11	0.4%
99323	CENTRAL AFRICAN REPUBLIC	3	0.1%
99324	CONGO	283	11.2%
99326	COTE DIVOIRE	1	0.0%
99327	BENIN	2	0.1%
99328	GABON	39	1.5%
99330	GUINEA	2	0.1%
99332	KENYA	3	0.1%
99335	MALI	8	0.3%
99336	MAURITANIA	1	0.0%
99338	NIGERIA	9	0.4%
99340	RWANDA	1	0.0%
99341	SENEGAL	1	0.0%
99343	SUDAN	1	0.0%
99344	CHAD	3	0.1%
99345	TOGO	5	0.2%
99346	ZAMBIA	7	0.3%
99347	BOTSWANA	3	0.1%
99350	MOROCCO	6	0.2%
99351	TUNISIA	1	0.0%
99391	SWAZILAND	2	0.1%
99395	ANGOLA	705	27.8%

File : rdc_qm_indiv

a11: In which country?

Value	Label	Cases	Percentage
99401	CANADA	83	3.3%
99404	UNITED STATES	81	3.2%
99416	BRAZIL	1	0.0%
99417	CHILE	1	0.0%
99501	AUSTRALIA	7	0.3%
Sysmiss		13080	

Warning: these figures indicate the number of cases found in the data file. They cannot be interpreted as summary statistics of the population of interest.

a15_natio1: Current nationality 1

Information	[Type= discrete] [Format=numeric] [Range= 96000-2147483624] [Missing=*]
Statistics [NW/ W]	[Valid=14945 /-] [Invalid=667 /-]
Universe	If a2_vivant in 1
Pre-question	Nationalities
Literal question	A15. Which nationalities do you / does he/she currently hold? Nationality 1
Interviewer's instructions	(list in plain text) (multiple answers possible)

Value	Label	Cases	Percentage
96000	FRANCE	23	0.2%
99103	NORWAY	1	0.0%
99109	GERMANY	1	0.0%
99131	BELGIUM	15	0.1%
99132	UNITED KINGDOM	4	0.0%
99135	NETHERLANDS	4	0.0%
99139	PORTUGAL	1	0.0%
99140	SWITZERLAND	2	0.0%
99303	SOUTH AFRICA	5	0.0%
99312	CONGO (DEMOCRATIC REPUBLIC)	14766	98.8%
99322	CAMEROON	1	0.0%
99324	CONGO	17	0.1%
99328	GABON	1	0.0%
99335	MALI	8	0.1%
99341	SENEGAL	1	0.0%
99393	MOZAMBIQUE	1	0.0%
99395	ANGOLA	71	0.5%
99401	CANADA	9	0.1%
99404	UNITED STATES	14	0.1%
Sysmiss		667	

Warning: these figures indicate the number of cases found in the data file. They cannot be interpreted as summary statistics of the population of interest.

a15_natio2: Current nationality 2

Information	[Type= discrete] [Format=numeric] [Range= 96000-2147483624] [Missing=*]
Statistics [NW/ W]	[Valid=344 /-] [Invalid=15268 /-]
Universe	If a2_vivant in 1

File : rdc_qm_indiv

a15_natio2: Current nationality 2

Pre-question	Nationalities
Literal question	A15. Which nationalities do you / does he/she currently hold? Nationality 2
Interviewer's instructions	(list in plain text) (multiple answers possible)

Value	Label	Cases	Percentage
96000	FRANCE	68	19.8%
99101	DENMARK	1	0.3%
99109	GERMANY	11	3.2%
99110	AUSTRIA	2	0.6%
99127	ITALY	7	2.0%
99131	BELGIUM	40	11.6%
99132	UNITED KINGDOM	34	9.9%
99134	SPAIN	2	0.6%
99135	NETHERLANDS	13	3.8%
99136	IRELAND or EIRE	1	0.3%
99139	PORTUGAL	4	1.2%
99140	SWITZERLAND	15	4.4%
99302	LIBERIA	1	0.3%
99303	SOUTH AFRICA	3	0.9%
99323	CENTRAL AFRICAN REPUBLIC	1	0.3%
99324	CONGO	30	8.7%
99328	GABON	1	0.3%
99330	GUINEA	1	0.3%
99338	NIGERIA	1	0.3%
99395	ANGOLA	74	21.5%
99401	CANADA	20	5.8%
99404	UNITED STATES	14	4.1%
Sysmiss		15268	

Warning: these figures indicate the number of cases found in the data file. They cannot be interpreted as summary statistics of the population of interest.

a15_natio3: Current nationality 3

Information	[Type= discrete] [Format=numeric] [Range= 96000-2147483624] [Missing=*]
Statistics [NW/ W]	[Valid=1 /-] [Invalid=15611 /-]
Universe	If a2_vivant in 1
Pre-question	Nationalities
Literal question	A15. Which nationalities do you / does he/she currently hold? Nationality 3
Interviewer's instructions	(list in plain text) (multiple answers possible)

Value	Label	Cases	Percentage
99132	UNITED KINGDOM	1	100.0%
Sysmiss		15611	

Warning: these figures indicate the number of cases found in the data file. They cannot be interpreted as summary statistics of the population of interest.

File : rdc_qm_indiv

a16: Place of origin

Information	[Type= discrete] [Format=numeric] [Range= 0-2147483624] [Missing=*]
Statistics [NW/ W]	[Valid=14776 /-] [Invalid=836 /-]
Universe	If a2_vivant in 1
Pre-question	Place of origin
Literal question	A16.

Value	Label	Cases	Percentage
1	Kinshasa	60	0.4%
2	Bas-Congo	1286	8.7%
3	Bandundu	846	5.7%
4	Equateur	193	1.3%
5	Orientale	200	1.4%
6	Nord-Kivu	105	0.7%
7	Sud-Kivu	39	0.3%
8	Maniema	323	2.2%
9	Katanga	1630	11.0%
10	West Kasai	5988	40.5%
11	East Kasai	4106	27.8%
Sysmiss		836	

Warning: these figures indicate the number of cases found in the data file. They cannot be interpreted as summary statistics of the population of interest.

a17: Religion

Information	[Type= discrete] [Format=numeric] [Range= 1-2147483624] [Missing=*]
Statistics [NW/ W]	[Valid=14850 /-] [Invalid=762 /-]
Definition	Christian: answers 6 to 8 and 17 to 18
Universe	If a2_vivant in 1
Pre-question	Religion
Literal question	A17. What is your/his/her religion?

Value	Label	Cases	Percentage
0	Muslim	163	1.1%
6	Catholic	4113	27.7%
7	Protestant	2264	15.2%
8	Other Christian	744	5.0%
9	Traditional religion	22	0.1%
10	Other religion	149	1.0%
11	No religion	194	1.3%
17	Kimbamguist	403	2.7%
18	Eglise du reveil	6508	43.8%
19	Jehovah's witnesses	290	2.0%
Sysmiss		762	

Warning: these figures indicate the number of cases found in the data file. They cannot be interpreted as summary statistics of the population of interest.

a17_prci: Specify the other religion

Information	[Type= discrete] [Format=character] [Missing=*]
Statistics [NW/ W]	[Valid=15588 /-] [Invalid=0 /-]

File : rdc_qm_indiv

a17_prci: Specify the other religion

Universe	If a2_vivant in 1 If a17 in 10
Pre-question	Religion
Literal question	A17. What is your/his/her religion? If "Other religion" => Specify

Value	Label	Cases	Percentage
.		15439	99.0%
.b		35	0.2%
14		1	0.0%
ARMEE DU SALUT		4	0.0%
BIMA		1	0.0%
BRAHNAMISTE		1	0.0%
BRANAMISTE		7	0.0%
BUDU DIAKONGO		1	0.0%
DIEU DE NOIRS		1	0.0%
EBENEM		11	0.1%
ECKANCAR		1	0.0%
ECUSE		4	0.0%
EGLIE DE NOIR EN AFRIQUE		1	0.0%
EGLISE DES NOIRS		11	0.1%
EMENEM		1	0.0%
ISLAM		2	0.0%
MPEV ALONGO		3	0.0%
MPEVA LONGO		1	0.0%
MPEVALONGO		1	0.0%
MPEVE ALONGO		2	0.0%
MPEVE LONGO		7	0.0%
MPEVE YA LONGO		17	0.1%
MPEYE YA LONGO		1	0.0%
NEO APOSTOLIQUE		13	0.1%
NEO ZPOSTOLIQUE		1	0.0%
NZAMBI MPUNGU		1	0.0%
PEVE YA LONGO		1	0.0%
SCIENTISTE		9	0.1%

File : rdc_qm_indiv**# a17_prci: Specify the other religion**

Value	Label	Cases	Percentage
TA GONDA		1	0.0%
TATA WONDA		1	0.0%
THE WAY		1	0.0%
VUVAMA		1	0.0%
VUVAMU		6	0.0%

Warning: these figures indicate the number of cases found in the data file. They cannot be interpreted as summary statistics of the population of interest.

# a18: Level of education			
Information	[Type= discrete] [Format=numeric] [Range= 0-2147483624] [Missing=*]		
Statistics [NW/ W]	[Valid=14740 /-] [Invalid=872 /-]		
Universe	If a2_vivant in 1		
Pre-question	Level of education		
Literal question	A18. If "Name" goes or went to school: what was the last class "Name" attended?		
Value	Label	Cases	Percentage
0	None	1733	11.8%
1	Pre-school (1 year in school)	91	0.6%
2	Pre-school (2 years in school)	74	0.5%
3	Pre-school (3 years in school)	147	1.0%
4	Primary/Basic (4 years in school)	356	2.4%
5	Primary/Basic (5 years in school)	451	3.1%
6	Primary/Basic (6 years in school)	409	2.8%
7	Primary/Basic (7 years in school)	439	3.0%
8	Primary/Basic (8 years in school)	517	3.5%
9	Primary/Basic (9 years in school)	711	4.8%
10	Secondary/orientation cycle (10 years in school)	521	3.5%
11	Secondary/orientation cycle (11 years in school)	802	5.4%
12	Secondary/Classics (12 years in school)	769	5.2%
13	Secondary/Classics (13 years in school)	1096	7.4%
14	Secondary/Classics (14 years in school)	977	6.6%
15	Secondary/Classics (15 years in school)	3151	21.4%
16	Superior-Graduate	310	2.1%
17	Superior-Graduate	271	1.8%
18	Superior-Graduate	1056	7.2%
19	Superior-Licence	105	0.7%
20	Superior-Licence	653	4.4%
21	DEA/DESS/third cycle	10	0.1%
22	DEA/DESS/third cycle	24	0.2%
23	PHD	5	0.0%
24	PHD	2	0.0%
25	PHD	2	0.0%
26	PHD	5	0.0%
27	PHD	32	0.2%
55	Only basic literacy or national language	21	0.1%
Sysmiss		872	
<i>Warning: these figures indicate the number of cases found in the data file. They cannot be interpreted as summary statistics of the population of interest.</i>			
# a19: Current occupation			
Information	[Type= discrete] [Format=numeric] [Range= 1-2147483624] [Missing=*]		
Statistics [NW/ W]	[Valid=14686 /-] [Invalid=926 /-]		
Universe	If a2_vivant in 1		
Pre-question	Activity status		
Literal question	A19. At present, "Name" is primarily (spends most of his/her time) :		
Post-question	If a19 not in 1 => Go to a14pays (A14Pays)		

# a19: Current occupation			
Value	Label	Cases	Percentage
1	Active, he/she works	5487	37.4%
2	Without occupation/housewife	1670	11.4%
3	Unemployed/searching for a job	887	6.0%
4	Pupil/student/trainee	5056	34.4%
5	Retired, doesn't work anymore	134	0.9%
6	Other inactive	1452	9.9%
Sysmiss		926	
<i>Warning: these figures indicate the number of cases found in the data file. They cannot be interpreted as summary statistics of the population of interest.</i>			
# a20: Current job			
Information	[Type= discrete] [Format=character] [Missing=*]		
Statistics [NW/ W]	[Valid=15588 /-] [Invalid=0 /-]		
Universe	If a2_vivant in 1 If a19 in 1		
Pre-question	Occupation		
Literal question	A20. What is "Name" occupation, profession, position, task?		
Interviewer's instructions	Describe in detail the product type (good or service) produced or sold; and the place where it is produced or sold.		
# a21: Current socio-economic status			
Information	[Type= discrete] [Format=numeric] [Range= 1-2147483624] [Missing=*]		
Statistics [NW/ W]	[Valid=4708 /-] [Invalid=10904 /-]		
Definition	Wage-earner: answers 1 to 3 Non-wage employment: answers 4 to 7		
Universe	If a2_vivant in 1 If a19 in 1		
Pre-question	Socio-professional category		
Literal question	A20. You/he/she is:		
Value	Label	Cases	Percentage
1	Intellectual/higher level occupation	278	5.9%
2	Skilled employee or worker	965	20.5%
3	Unskilled employee, labourer, worker	603	12.8%
4	Employer	68	1.4%
5	Self employed	2702	57.4%
6	Apprentice, intern	75	1.6%
7	Family help	17	0.4%
Sysmiss		10904	
<i>Warning: these figures indicate the number of cases found in the data file. They cannot be interpreted as summary statistics of the population of interest.</i>			
# a14pays: Country of birth			
Information	[Type= discrete] [Format=numeric] [Range= 96000-2147483624] [Missing=*]		
Statistics [NW/ W]	[Valid=15568 /-] [Invalid=44 /-]		
Pre-question	To all, including deceased persons Place of birth		
Literal question	A14PAYS. Where was "Name" born?		
Post-question	If abroad => Go to a14imm_an (A14IMM)		

# a14pays: Country of birth			
Value	Label	Cases	Percentage
96000	FRANCE	23	0.1%
99109	GERMANY	7	0.0%
99131	BELGIUM	28	0.2%
99139	PORTUGAL	3	0.0%
99140	SWITZERLAND	5	0.0%
99302	LIBERIA	1	0.0%
99303	SOUTH AFRICA	2	0.0%
99312	CONGO (DEMOCRATIC REPUBLIC)	15371	98.7%
99321	BURUNDI	2	0.0%
99324	CONGO	77	0.5%
99335	MALI	2	0.0%
99338	NIGERIA	3	0.0%
99340	RWANDA	1	0.0%
99393	MOZAMBIQUE	2	0.0%
99395	ANGOLA	39	0.3%
99401	CANADA	2	0.0%
Sysmiss		44	
<i>Warning: these figures indicate the number of cases found in the data file. They cannot be interpreted as summary statistics of the population of interest.</i>			
# a14vil: Town of birth			
Information	[Type= discrete] [Format=character] [Missing=*]		
Statistics [NW/ W]	[Valid=15612 /-] [Invalid=0 /-]		
Universe	If a14pays in 99312 (RDC)		
Pre-question	To all, including deceased persons Place of birth		
Literal question	A14VIL. In which village or town and district? Town		
Interviewer's instructions	Note the name of the village or the town and the code of the district (see list of codes)		
Value	Label	Cases	Percentage
.		222	1.4%
8888		1392	8.9%
9999		24	0.2%
AKETI		7	0.0%
BAGATA		30	0.2%
BAKWA KASANDU		2	0.0%
BAMBESA		2	0.0%
BANDAKA		1	0.0%
BANDAL		3	0.0%
BANDALNGWA		1	0.0%
BANDALUANGI		1	0.0%
BANDALUNGU		5	0.0%
BANDALUNGWA		32	0.2%
BANDINDU		1	0.0%
BANDL		1	0.0%

a14vil: Town of birth

Value	Label	Cases	Percentage
BANDNUNDU		1	0.0%
BANDUDNDU		1	0.0%
BANDUDU		1	0.0%
BANDUNDU		176	1.1%
BANDUNDU VILLE		10	0.1%
BANGATA		1	0.0%
BANGI		1	0.0%
BANSAKUSU		1	0.0%
BANZA NGUNGU		1	0.0%
BARINGA		1	0.0%
BARUMBU		20	0.1%
BAS CONGO		3	0.0%
BASAKUNSU		2	0.0%
BASANGUSU		1	0.0%
BASANKUSU		7	0.0%
BASOKO		6	0.0%
BAZANGOLO		1	0.0%
BEFALE		2	0.0%
BENALEKA		1	0.0%
BENGI		2	0.0%
BGADOLITE		1	0.0%
BIENGA		1	0.0%
BIKORO		15	0.1%
BINGA		2	0.0%
BINZAMBA KUILU		1	0.0%
BITADI LUASI		1	0.0%
BOENDE		41	0.3%
BOKELE		1	0.0%
BOKOTE		1	0.0%
BOKUNGU		18	0.1%
BOLENGE		1	0.0%
BOLOBO		33	0.2%
BOLOMBA		8	0.1%
BOLOMBO		1	0.0%
BOLUBUA		1	0.0%
BOMA		40	0.3%
BONDO		1	0.0%
BONGANDANG		4	0.0%
BOSOLOMBO		1	0.0%
BOTONGO		1	0.0%
BOYOME		1	0.0%
BUENZOLA		1	0.0%
BUJI AYI		1	0.0%

a14vil: Town of birth

Value	Label	Cases	Percentage
BUJI MAYI		1	0.0%
BUKAKA		1	0.0%
BUKAVU		42	0.3%
BULUMBU		1	0.0%
BULUNDU		4	0.0%
BULUNGU		154	1.0%
BUMBA		46	0.3%
BUMBU		39	0.2%
BUNIA		3	0.0%
BUSHOLO		1	0.0%
BUSINGA		1	0.0%
BUSONGO		1	0.0%
BUTA		11	0.1%
BUTEMBO		2	0.0%
BWANZA		1	0.0%
DEMBA		1	0.0%
DIANGA		1	0.0%
DIBAYA		11	0.1%
DIMA		1	0.0%
DIMBELENGE		2	0.0%
DINGA		1	0.0%
DJOLU		2	0.0%
DJUMA		1	0.0%
DONGA		2	0.0%
DUNGA		1	0.0%
EQUATEUR		6	0.0%
EYANA		5	0.0%
FATUNDU		7	0.0%
FESHI		38	0.2%
GBADOLITE		12	0.1%
GEMENA		13	0.1%
GOMA		35	0.2%
GOMBE		21	0.1%
GONGO		3	0.0%
GUNGU		31	0.2%
IDIOFA		86	0.6%
IKELA		15	0.1%
ILEBO		21	0.1%
IMBONGO		1	0.0%
INGA		1	0.0%
INGENDA		2	0.0%
INGENDE		7	0.0%
INKISI		1	0.0%
INONGO		13	0.1%
IPAMU		4	0.0%

a14vil: Town of birth

Value	Label	Cases	Percentage
IREBO		1	0.0%
ISAKA		1	0.0%
ISANGI		4	0.0%
ISENGI		1	0.0%
ISIRO		14	0.1%
IYAYA		1	0.0%
IYEMBE MOKE		1	0.0%
KABALO		3	0.0%
KABEYA KAMWANGA		3	0.0%
KABEYA KAMUANGA		1	0.0%
KABEYA KAMWANGA		2	0.0%
KABINDA		4	0.0%
KAHEMBA		8	0.1%
KAHILO		1	0.0%
KALAMU		54	0.3%
KALEMI		3	0.0%
KALEMIE		2	0.0%
KALIMA		2	0.0%
KALOMBO KUILU		1	0.0%
KAMBA		1	0.0%
KAMBOVE		1	0.0%
KAMBU BODILA		1	0.0%
KAMINA		7	0.0%
KANAGA		1	0.0%
KANANGA		102	0.7%
KANGA		1	0.0%
KANGU		1	0.0%
KANINGA		1	0.0%
KAPANGA		1	0.0%
KASA NGULU		1	0.0%
KASA VUBU		15	0.1%
KASAI		1	0.0%
KASANGULU		8	0.1%
KASAVUBU		1	0.0%
KASOLUNDA		1	0.0%
KASOLUNGA		2	0.0%
KASONGO		19	0.1%
KASONGO LUNDA		1	0.0%
KASONGO LUNDA		77	0.5%
KASONGOLUNI		8	0.1%

a14vil: Town of birth

Value	Label	Cases	Percentage
KASSAI ORIENTAL		5	0.0%
KATA KOMBE		2	0.0%
KATAKO KOMBE		2	0.0%
KATAKO KOMBE		15	0.1%
KATAKOKOMB		3	0.0%
KATANGA		3	0.0%
KATENGE		3	0.0%
KATENGA		1	0.0%
KAZAMBA		1	0.0%
KAZUMBA		4	0.0%
KENGE		86	0.6%
KENGU		1	0.0%
KI NSHASA		1	0.0%
KI9NSHASA		1	0.0%
KIBABI		1	0.0%
KIBOMBO		3	0.0%
KIBUARI		4	0.0%
KIBUNDA		4	0.0%
KIFUTI		1	0.0%
KIINSHASA		2	0.0%
KIKENDA		2	0.0%
KIKONZI		2	0.0%
KIKWIT		184	1.2%
KILUANGU		1	0.0%
KILUNDA		1	0.0%
KIMA/KIS		1	0.0%
KIMABU		1	0.0%
KIMAKIS		1	0.0%
KIMBAMBIKI		1	0.0%
KIMBANSEKE		150	1.0%
KIMBASEKE		40	0.3%
KIMBAU		15	0.1%
KIMLBANSEKE		1	0.0%
KIMOVU		1	0.0%
KIMPEMBA		1	0.0%
KIMPESE		9	0.1%
KIMPOKU		1	0.0%
KIMVULA		3	0.0%
KIMWANGU		2	0.0%
KINABONGA		1	0.0%
KINDAMBA		2	0.0%
KINDU		44	0.3%
KINGANDU		4	0.0%

a14vil: Town of birth

Value	Label	Cases	Percentage
KINGASANI		2	0.0%
KINGONDA		1	0.0%
KINGONZI		1	0.0%
KINGUNDA		3	0.0%
KINGWANYA		1	0.0%
KINHASA		2	0.0%
KINHSASA		2	0.0%
KINJSHASA		1	0.0%
KINKA		1	0.0%
KINKONGO		2	0.0%
KINKONZI		1	0.0%
KINKWE		5	0.0%
KINNSHASA		1	0.0%
KINQHASA		1	0.0%
KINQSHASA		1	0.0%
KINSAHASA		5	0.0%
KINSAHSA		3	0.0%
KINSAMABA		3	0.0%
KINSAVI		1	0.0%
KINSDHASA		1	0.0%
KINSENSO		12	0.1%
KINSHA2SA		1	0.0%
KINSHAS		7	0.0%
KINSHASA		9267	59.4%
KINSHASA,		4	0.0%
KINSHASA.		5	0.0%
KINSHASA3		1	0.0%
KINSHASDA		1	0.0%
KINSHASQA		5	0.0%
KINSHSA		4	0.0%
KINSHSASA		4	0.0%
KINSQHASA		1	0.0%
KINSSHASA		1	0.0%
KINSZHASA		1	0.0%
KINTAMBO		9	0.1%
KINTSHAKU		1	0.0%
KINZAMBI		1	0.0%
KINZAVUETE		1	0.0%
KINZENZENGO		1	0.0%
KIPAKU		1	0.0%
KIPALANGA		1	0.0%
KIRI		7	0.0%
KISAMBE		1	0.0%
KISAMBE.		1	0.0%
KISANGANI		138	0.9%

a14vil: Town of birth

Value	Label	Cases	Percentage
KISANTU		9	0.1%
KISEME		1	0.0%
KISENSO		17	0.1%
KISHASA		4	0.0%
KISONGA		2	0.0%
KITOY		1	0.0%
KIVUNDA		2	0.0%
KIWASA		1	0.0%
KIZU		1	0.0%
KKINSHASA		1	0.0%
KLINSHASA		4	0.0%
KNDU		1	0.0%
KNISHASA		9	0.1%
KNSHASA		3	0.0%
KOLO		1	0.0%
KOLOKOSO		7	0.0%
KOLWEZI		17	0.1%
KONDO		1	0.0%
KONDO KWILU		1	0.0%
KONGOLO		1	0.0%
KUILU NGONGO		1	0.0%
KUINSHASA		1	0.0%
KUKU		1	0.0%
KUNGU		3	0.0%
KUTU		16	0.1%
KWAMOUTH		3	0.0%
KWANGO		2	0.0%
KWENGE		7	0.0%
KWILU NGONGO		7	0.0%
KWILU NGUNGU		1	0.0%
KWILUKIMBAT		1	0.0%
KWILUNGONG		9	0.1%
LEMBA		75	0.5%
LEMERA		1	0.0%
LIBENGE		4	0.0%
LIKASI		18	0.1%
LIMBANSEKE		1	0.0%
LIMETE		40	0.3%
LIMITE		1	0.0%
LINGUALA		8	0.1%
LINGWALA		6	0.0%
LIOZI		1	0.0%

a14vil: Town of birth

Value	Label	Cases	Percentage
LISALA		30	0.2%
LIUKASI		1	0.0%
LIZALA		1	0.0%
LODJA		34	0.2%
LOKELELA		1	0.0%
LOKOLELA		2	0.0%
LOMELA		2	0.0%
LUBEFU		10	0.1%
LUBERO		1	0.0%
LUBUDI		1	0.0%
LUBUMASHI		2	0.0%
LUBUMBASHI		222	1.4%
LUBUMBSHI		1	0.0%
LUBUTU		1	0.0%
LUE		1	0.0%
LUEBO		8	0.1%
LUFU		1	0.0%
LUILA		1	0.0%
LUIZA		2	0.0%
LUKALA		7	0.0%
LUKAYA		1	0.0%
LUKOLELA		1	0.0%
LUKULA		8	0.1%
LUKUNGI		1	0.0%
LUNGAMA		1	0.0%
LUOZI		59	0.4%
LUPATAPATA		1	0.0%
LUSAMBO		4	0.0%
LUSANGA		2	0.0%
LUSANGA BULUNGU		1	0.0%
MABIMANIMBA		1	0.0%
MADIMBA		61	0.4%
MADUDA		5	0.0%
MAKALA		8	0.1%
MAKANZA		1	0.0%
MAKAYA		1	0.0%
MALEMBA		1	0.0%
MANGAY		1	0.0%
MANGAYI		1	0.0%
MANZANGUNG		1	0.0%
MANZODI		1	0.0%
MASALA		1	0.0%
MASAMUNA		1	0.0%
MASI		1	0.0%

a14vil: Town of birth

Value	Label	Cases	Percentage
MASI MANIMBA		3	0.0%
MASI MANDIMBA		1	0.0%
MASI MANIMBA		32	0.2%
MASIMA NIMBA		1	0.0%
MASIMANDIME		1	0.0%
MASIMANIMBA		92	0.6%
MASIMANMBA		1	0.0%
MASIMNIMBA		1	0.0%
MASIMUNA		1	0.0%
MASINA		121	0.8%
MASINIMBA		3	0.0%
MASISI		2	0.0%
MASSINA		3	0.0%
MATADI		122	0.8%
MATADIE		1	0.0%
MATEKO		2	0.0%
MATETE		33	0.2%
MAWANGA		1	0.0%
MBANDAKA		135	0.9%
MBANEA NGUNGU		1	0.0%
MBANZA NGUNGU		2	0.0%
MBANZA NGUNGU		65	0.4%
MBANZA NKANSI		1	0.0%
MBANZANGUN		7	0.0%
MBANZANGUN		1	0.0%
MBAZA NGUNGU		2	0.0%
MBBUNJIMAY		1	0.0%
MBIDI		1	0.0%
MBIDILA TEMBO		1	0.0%
MBONGA MIKWADI		1	0.0%
MBUJI MAJI		1	0.0%
MBUJI MAYI		153	1.0%
MBUJIMAYI		18	0.1%
MBUJU MAYI		2	0.0%
MBUMBA		1	0.0%
MBUNJIMAY		2	0.0%
MBUYI MAYI		1	0.0%

a14vil: Town of birth

Value	Label	Cases	Percentage
MGANZA NGUNGU		1	0.0%
MINOVA		4	0.0%
MISSION DINGA		2	0.0%
MOANDA		14	0.1%
MOBAYI MBONGO		5	0.0%
MOKAMO		1	0.0%
MOLAO		1	0.0%
MONGO		1	0.0%
MONIEKA		1	0.0%
MONKOTO		1	0.0%
MONT NGAFULA		9	0.1%
MUANDA		2	0.0%
MUBOLO		1	0.0%
MUBUBA		3	0.0%
MUDILA		1	0.0%
MUEKA		3	0.0%
MUENEDITU		2	0.0%
MUENGA		1	0.0%
MUKAMU		1	0.0%
MUKANDA		1	0.0%
MUKEDI		2	0.0%
MUKOSO		1	0.0%
MUKULU		2	0.0%
MUKULU KENGE		1	0.0%
MUKUYALA		2	0.0%
MULOPO		1	0.0%
MUMBA		1	0.0%
MUSENGE		1	0.0%
MUSHI		11	0.1%
MUSHIE		24	0.2%
MUYEKE		1	0.0%
MWANDA		1	0.0%
MWEKA		4	0.0%
MWELA MUKATA		1	0.0%
MWENE DITU		16	0.1%
MWENE DITU 1		1	0.0%
MWENE DITU1		19	0.1%
MWENEDITU		6	0.0%
NDEMBO		1	0.0%
NDILI		1	0.0%

a14vil: Town of birth

Value	Label	Cases	Percentage
NDJILI		97	0.6%
NDUNGA		1	0.0%
NE SAIT PAS		1	0.0%
NGABA		51	0.3%
NGALIEMA		119	0.8%
NGAMPUKU		4	0.0%
NGANDA JIKA		1	0.0%
NGANDU		2	0.0%
NGEMBA		1	0.0%
NGIRI NGIRI		21	0.1%
NGOMBE MATADI		1	0.0%
NGONGO		1	0.0%
NGOSO		2	0.0%
NGUMA		1	0.0%
NGUNGU		1	0.0%
NIADI		2	0.0%
NIENGE		1	0.0%
NKAMBA		1	0.0%
NKARA		1	0.0%
NKISI		1	0.0%
NKOMA		1	0.0%
NSANGI		1	0.0%
NSELO		1	0.0%
NSONA BATA		1	0.0%
NTATI		1	0.0%
NZABA		1	0.0%
NZAMBA FUANGE		1	0.0%
NZONGO		1	0.0%
OSHUE		1	0.0%
OSHWE		4	0.0%
PANGI		1	0.0%
PANZI		5	0.0%
PAY		2	0.0%
PAY KONGILA		2	0.0%
PEYI KONGELA		1	0.0%
PINDI		2	0.0%
POPO		6	0.0%
POPO KABAKA		2	0.0%
POPOKABAKA		36	0.2%
POPOKABAKA.		1	0.0%
RUMANGABO		1	0.0%
RUTSHURU		1	0.0%

a14vil: Town of birth

Value	Label	Cases	Percentage
SADI		2	0.0%
SAMBASI		1	0.0%
SANKURU		3	0.0%
SEKE BANZA		4	0.0%
SELEMBAO		2	0.0%
SHABUNDA		1	0.0%
SHELA		1	0.0%
SINANZADI		1	0.0%
SONA BATA		1	0.0%
SONGOLO		5	0.0%
SONGOLOLO		13	0.1%
TEMBO		5	0.0%
TENDELE		1	0.0%
THSIKAPA		1	0.0%
THULA		2	0.0%
TOLO		3	0.0%
TSANGA		2	0.0%
TSHAKALA		1	0.0%
TSHELA		39	0.2%
TSHIKAPA		61	0.4%
TSHIKAPA 2		1	0.0%
TSHILENGE		9	0.1%
TSHUMBE		1	0.0%
TUMI LABI		1	0.0%
UBUNDU		1	0.0%
UKWANZOLA		1	0.0%
UVIRA		5	0.0%
VAKU		2	0.0%
VANGA		7	0.0%
WALIKALE		4	0.0%
WATSHI NKENGO		1	0.0%
WATSHIA		1	0.0%
WEMBONYAMA		2	0.0%
YACOMA		1	0.0%
YAKOMA		4	0.0%
YAMBUKU		1	0.0%
YANGAMBI		2	0.0%
YEMBE MOKE		2	0.0%
YEMBENGA		1	0.0%
YUMBI		4	0.0%
ZOBIA		1	0.0%

Warning: these figures indicate the number of cases found in the data file. They cannot be interpreted as summary statistics of the population of interest.

a14dep: Department of birth

Information [Type= discrete] [Format=numeric] [Range= 101-2147483624] [Missing=*]

# a14dep: Department of birth	
Statistics [NW/ W]	[Valid=15390 /-] [Invalid=222 /-]
Universe	If a14pays in 99312 (RDC)
Pre-question	To all, including deceased persons Place of birth
Literal question	A14DEP. In which village or town and district? District
Post-question	Go to a12 (A12)
Interviewer's instructions	Note the name of the village or the town and the code of the district (see list of codes)

Value	Label	Cases	Percentage
1		11518	74.8%
2		370	2.4%
3		240	1.6%
4		293	1.9%
5		74	0.5%
6		57	0.4%
7		44	0.3%
8		193	1.3%
9		478	3.1%
10		1471	9.6%
11		613	4.0%
8888		23	0.1%
9999		16	0.1%
Sysmiss		222	

Warning: these figures indicate the number of cases found in the data file. They cannot be interpreted as summary statistics of the population of interest.

# a14imm_an: Year of moving in Congo for the first time	
Information	[Type= discrete] [Format=numeric] [Range= 0-2147483624] [Missing=*]
Statistics [NW/ W]	[Valid=138 /-] [Invalid=15474 /-]
Universe	If a14pays not in 99312 (RDC)
Pre-question	To all, including deceased persons Immigration
Literal question	A14IMM. In which year did "Name" settle in Congo for the first time?
Post-question	If a14imm_an in 0000 or a14imm_age in 0 (Never lived in Congo)=> Next person

Value	Label	Cases	Percentage
0	Has never lived in Congo	67	48.6%
1948		1	0.7%
1952		1	0.7%
1958		1	0.7%
1959		1	0.7%
1960		2	1.4%
1963		1	0.7%
1965		2	1.4%
1966		1	0.7%
1968		2	1.4%
1969		1	0.7%
1970		1	0.7%

a14imm_an: Year of moving in Congo for the first time

Value	Label	Cases	Percentage
1972		2	1.4%
1974		3	2.2%
1978		3	2.2%
1982		1	0.7%
1985		1	0.7%
1986		3	2.2%
1987		4	2.9%
1989		1	0.7%
1994		5	3.6%
1995		2	1.4%
1996		2	1.4%
1997		6	4.3%
1998		4	2.9%
2000		3	2.2%
2001		2	1.4%
2002		2	1.4%
2003		1	0.7%
2004		5	3.6%
2005		2	1.4%
2006		2	1.4%
2007		1	0.7%
2008		1	0.7%
2009		1	0.7%
Sysmiss		15474	

Warning: these figures indicate the number of cases found in the data file. They cannot be interpreted as summary statistics of the population of interest.

a14imm_age: Age of moving in Congo for the first time

Information	[Type= discrete] [Format=numeric] [Range= 0-2147483624] [Missing=*]
Statistics [NW/ W]	[Valid=79 /-] [Invalid=15533 /-]
Universe	If a14pays not in 99312 (RDC)
Pre-question	To all, including deceased persons Immigration
Literal question	A14IMM. In which year did "Name" settle in Congo for the first time? Don't know: How old was "Name"?
Post-question	If a14imm_an in 0000 or a14imm_age in 0 (Never lived in Congo)=> Next person

Value	Label	Cases	Percentage
0	Has never lived in Congo	19	24.1%
1		12	15.2%
2		4	5.1%
3		4	5.1%
4		3	3.8%
5		3	3.8%
6		1	1.3%
7		3	3.8%
8		2	2.5%
9		4	5.1%

# a14imm_age: Age of moving in Congo for the first time			
Value	Label	Cases	Percentage
11		2	2.5%
12		1	1.3%
13		3	3.8%
14		1	1.3%
15		3	3.8%
16		4	5.1%
17		1	1.3%
19		2	2.5%
20		1	1.3%
22		1	1.3%
26		1	1.3%
27		1	1.3%
28		1	1.3%
30		2	2.5%
Sysmiss		15533	
<i>Warning: these figures indicate the number of cases found in the data file. They cannot be interpreted as summary statistics of the population of interest.</i>			
# a12: Has she/he ever lived abroad?			
Information	[Type= discrete] [Format=numeric] [Range= 1-2147483624] [Missing=*]		
Statistics [NW/ W]	[Valid=15465 /-] [Invalid=147 /-]		
Universe	If "Name" has ever lived in Congo		
Pre-question	To all, including deceased persons 1st out-migration		
Literal question	A12. Has "Name" already lived outside of Congo since he/she was born / settled the 1st time in Congo?		
Post-question	If a12 in 10 or 11 => Next person		
Value	Label	Cases	Percentage
3	Yes, for one year or more	2974	19.2%
10	No, never	11759	76.0%
11	Yes, less than one year	732	4.7%
Sysmiss		147	
<i>Warning: these figures indicate the number of cases found in the data file. They cannot be interpreted as summary statistics of the population of interest.</i>			
# a13a_an: In which year did she/he left for the first time?			
Information	[Type= discrete] [Format=numeric] [Range= 0-2147483624] [Missing=*]		
Statistics [NW/ W]	[Valid=2900 /-] [Invalid=12712 /-]		
Universe	If "Name" has ever lived in Congo Si a12 in 3		
Pre-question	To all, including deceased persons 1st out-migration		
Literal question	A13a. In which year did you/he/she leave Congo for the first time for at least one year?		
Value	Label	Cases	Percentage
1922		1	0.0%
1954		2	0.1%
1958		2	0.1%
1959		4	0.1%
1960		5	0.2%

a13a_an: In which year did she/he left for the first time?

Value	Label	Cases	Percentage
1961		5	0.2%
1962		3	0.1%
1963		4	0.1%
1964		3	0.1%
1965		7	0.2%
1966		2	0.1%
1967		1	0.0%
1968		5	0.2%
1969		4	0.1%
1970		8	0.3%
1971		3	0.1%
1972		7	0.2%
1973		11	0.4%
1974		11	0.4%
1975		15	0.5%
1976		10	0.3%
1977		9	0.3%
1978		4	0.1%
1979		22	0.8%
1980		49	1.7%
1981		25	0.9%
1982		20	0.7%
1983		27	0.9%
1984		46	1.6%
1985		43	1.5%
1986		34	1.2%
1987		45	1.6%
1988		50	1.7%
1989		81	2.8%
1990		103	3.6%
1991		77	2.7%
1992		82	2.8%
1993		74	2.6%
1994		94	3.2%
1995		102	3.5%
1996		85	2.9%
1997		94	3.2%
1998		96	3.3%
1999		123	4.2%
2000		169	5.8%
2001		141	4.9%
2002		115	4.0%
2003		160	5.5%
2004		157	5.4%
2005		114	3.9%

a13a_an: In which year did she/he left for the first time?

Value	Label	Cases	Percentage
2006		166	5.7%
2007		159	5.5%
2008		141	4.9%
2009		80	2.8%
Sysmiss		12712	

Warning: these figures indicate the number of cases found in the data file. They cannot be interpreted as summary statistics of the population of interest.

a13a_age: At what age did she/he left for the first time?

Information	[Type= discrete] [Format=numeric] [Range= 0-2147483624] [Missing=*]
Statistics [NW/ W]	[Valid=2134 /-] [Invalid=13478 /-] [Mean=26.07 /-] [StdDev=10.52 /-]
Universe	If "Name" has ever lived in Congo Si a12 in 3
Pre-question	To all, including deceased persons 1st out-migration
Literal question	A13a. In which year did you/he/she leave Congo for the first time for at least one year? Don't know: How old were you / was he/she?

Value	Label	Cases	Percentage
0		7	0.3%
1		12	0.6%
2		13	0.6%
3		16	0.7%
4		14	0.7%
5		12	0.6%
6		11	0.5%
7		16	0.7%
8		19	0.9%
9		14	0.7%
10		17	0.8%
11		19	0.9%
12		17	0.8%
13		18	0.8%
14		27	1.3%
15		37	1.7%
16		32	1.5%
17		39	1.8%
18		61	2.9%
19		64	3.0%
20		94	4.4%
21		77	3.6%
22		94	4.4%
23		99	4.6%
24		103	4.8%
25		111	5.2%
26		106	5.0%
27		94	4.4%
28		105	4.9%

a13a_age: At what age did she/he left for the first time?

Value	Label	Cases	Percentage
29		82	3.8%
30		89	4.2%
31		74	3.5%
32		84	3.9%
33		58	2.7%
34		50	2.3%
35		37	1.7%
36		39	1.8%
37		28	1.3%
38		37	1.7%
39		31	1.5%
40		24	1.1%
41		22	1.0%
42		14	0.7%
43		13	0.6%
44		19	0.9%
45		9	0.4%
46		9	0.4%
47		8	0.4%
48		6	0.3%
49		2	0.1%
50		6	0.3%
51		8	0.4%
52		3	0.1%
53		6	0.3%
54		1	0.0%
55		3	0.1%
56		2	0.1%
57		1	0.0%
58		2	0.1%
61		2	0.1%
62		1	0.0%
63		2	0.1%
64		1	0.0%
65		1	0.0%
66		2	0.1%
67		1	0.0%
70		1	0.0%
72		2	0.1%
73		1	0.0%
74		1	0.0%
75		2	0.1%
77		1	0.0%
82		1	0.0%
Sysmiss		13478	

a13a_age: At what age did she/he left for the first time?

Warning: these figures indicate the number of cases found in the data file. They cannot be interpreted as summary statistics of the population of interest.

a13b: What was her/his destination country?

Information [Type= discrete] [Format=numeric] [Range= 96000-2147483624] [Missing=*]

Statistics [NW/ W] [Valid=2922 /-] [Invalid=12690 /-]

Universe If "Name" has ever lived in Congo
Si a12 in 3

Pre-question To all, including deceased persons
1st out-migration

Literal question A13b. What was the destination country when he/she left Congo for the first time?

Interviewer's instructions (i.e. the first country where he/she stayed for at least a year)

Value	Label	Cases	Percentage
96000	FRANCE	445	15.2%
99101	DENMARK	1	0.0%
99103	NORWAY	4	0.1%
99104	SWEDEN	8	0.3%
99109	GERMANY	69	2.4%
99110	AUSTRIA	3	0.1%
99114	ROMANIA	2	0.1%
99116	CZECH REPUBLIC	1	0.0%
99122	POLAND	1	0.0%
99123	RUSSIA	1	0.0%
99126	GREECE	2	0.1%
99127	ITALY	22	0.8%
99131	BELGIUM	226	7.7%
99132	UNITED KINGDOM	126	4.3%
99134	SPAIN	12	0.4%
99135	NETHERLANDS	29	1.0%
99136	IRELAND or EIRE	2	0.1%
99137	LUXEMBOURG	2	0.1%
99139	PORTUGAL	12	0.4%
99140	SWITZERLAND	43	1.5%
99201	SAUDI ARABIA	1	0.0%
99205	LEBANON	1	0.0%
99207	ISRAEL	2	0.1%
99208	TURKEY	1	0.0%
99216	CHINA	5	0.2%
99217	JAPAN	1	0.0%
99219	THAILAND	1	0.0%
99223	INDIA	3	0.1%
99301	EGYPT	1	0.0%
99303	SOUTH AFRICA	192	6.6%
99309	TANZANIA	4	0.1%
99310	ZIMBABWE	3	0.1%
99311	NAMIBIA	3	0.1%
99312	CONGO (DEMOCRATIC REPUBLIC)	5	0.2%
99320	PORTUGUESE INDIAN OCEAN ISLANDS	1	0.0%

a13b: What was her/his destination country?

Value	Label	Cases	Percentage
99321	BURUNDI	6	0.2%
99322	CAMEROON	17	0.6%
99323	CENTRAL AFRICAN REPUBLIC	9	0.3%
99324	CONGO	435	14.9%
99326	COTE DIVOIRE	6	0.2%
99327	BENIN	6	0.2%
99328	GABON	47	1.6%
99330	GUINEA	5	0.2%
99332	KENYA	3	0.1%
99335	MALI	8	0.3%
99336	MAURITANIA	1	0.0%
99338	NIGERIA	21	0.7%
99339	UGANDA	1	0.0%
99340	RWANDA	7	0.2%
99341	SENEGAL	2	0.1%
99343	SUDAN	1	0.0%
99344	CHAD	3	0.1%
99345	TOGO	8	0.3%
99346	ZAMBIA	15	0.5%
99347	BOTSWANA	2	0.1%
99350	MOROCCO	6	0.2%
99351	TUNISIA	7	0.2%
99391	SWAZILAND	3	0.1%
99395	ANGOLA	909	31.1%
99401	CANADA	69	2.4%
99404	UNITED STATES	81	2.8%
99407	CUBA	1	0.0%
99410	HAITI	1	0.0%
99417	CHILE	2	0.1%
99501	AUSTRALIA	5	0.2%
Sysmiss		12690	

Warning: these figures indicate the number of cases found in the data file. They cannot be interpreted as summary statistics of the population of interest.

a13c: Did she/he already come back?

Information	[Type= discrete] [Format=numeric] [Range= 0-2147483624] [Missing=*]
Statistics [NW/ W]	[Valid=2955 /-] [Invalid=12657 /-]
Universe	If "Name" has ever lived in Congo Si a12 in 3
Pre-question	To all, including deceased persons 1st out-migration
Literal question	A13c. Did you/he/she return to Congo for at least a year since you/ he/she first left?
Post-question	If a13c in 0 => Next person If a13c in 1 => mark RETURN in the flap

Value	Label	Cases	Percentage
0	No	2404	81.4%
1	Yes	551	18.6%

# a13c: Did she/he already come back?			
Value	Label	Cases	Percentage
Sysmiss		12657	
<i>Warning: these figures indicate the number of cases found in the data file. They cannot be interpreted as summary statistics of the population of interest.</i>			
# a13d_an: In which year did she/he come back for the first time?			
Information	[Type= discrete] [Format=numeric] [Range= 1952-2147483624] [Missing=*]		
Statistics [NW/ W]	[Valid=540 /-] [Invalid=15072 /-]		
Universe	If "Name" has ever lived in Congo Si a12 in 3 Si a13c in 1		
Pre-question	To all, including deceased persons 1st out-migration		
Literal question	A13d. In which year did he/she return for the first time?		
Interviewer's instructions	(Indicate the date of the first return that lasted one year or longer)		
Value	Label	Cases	Percentage
1955		1	0.2%
1960		2	0.4%
1961		3	0.6%
1962		4	0.7%
1963		1	0.2%
1965		3	0.6%
1966		2	0.4%
1967		4	0.7%
1968		1	0.2%
1969		1	0.2%
1970		1	0.2%
1971		2	0.4%
1974		2	0.4%
1975		3	0.6%
1976		1	0.2%
1977		5	0.9%
1978		2	0.4%
1979		3	0.6%
1980		1	0.2%
1981		3	0.6%
1982		5	0.9%
1983		2	0.4%
1984		3	0.6%
1985		5	0.9%
1986		6	1.1%
1987		15	2.8%
1988		18	3.3%
1989		18	3.3%
1990		5	0.9%
1991		12	2.2%
1992		10	1.9%
1993		14	2.6%

# a13d_an: In which year did she/he come back for the first time?			
Value	Label	Cases	Percentage
1994		23	4.3%
1995		13	2.4%
1996		16	3.0%
1997		35	6.5%
1998		14	2.6%
1999		15	2.8%
2000		20	3.7%
2001		14	2.6%
2002		16	3.0%
2003		22	4.1%
2004		41	7.6%
2005		22	4.1%
2006		31	5.7%
2007		35	6.5%
2008		36	6.7%
2009		29	5.4%
Sysmiss		15072	
<i>Warning: these figures indicate the number of cases found in the data file. They cannot be interpreted as summary statistics of the population of interest.</i>			
# a13d_age: At what age did she/he come back for the first time?			
Information	[Type= discrete] [Format=numeric] [Range= 0-2147483624] [Missing=*]		
Statistics [NW/ W]	[Valid=536 /-] [Invalid=15076 /-] [Mean=28.67 /-] [StdDev=12.538 /-]		
Universe	If "Name" has ever lived in Congo Si a12 in 3 Si a13c in 1		
Pre-question	To all, including deceased persons 1st out-migration		
Literal question	A13d. In which year did he/she return for the first time? Don't know: How old was he/she?		
Post-question	=> Next person		
Interviewer's instructions	(Indicate the date of the first return that lasted one year or longer)		
Value	Label	Cases	Percentage
1		2	0.4%
2		3	0.6%
3		2	0.4%
4		5	0.9%
5		4	0.7%
6		5	0.9%
7		6	1.1%
8		1	0.2%
9		9	1.7%
10		3	0.6%
11		5	0.9%
12		3	0.6%
13		1	0.2%
14		7	1.3%
15		10	1.9%

a13d_age: At what age did she/he come back for the first time?

Value	Label	Cases	Percentage
16		9	1.7%
17		9	1.7%
18		7	1.3%
19		15	2.8%
20		17	3.2%
21		25	4.7%
22		17	3.2%
23		13	2.4%
24		19	3.5%
25		20	3.7%
26		21	3.9%
27		18	3.4%
28		25	4.7%
29		20	3.7%
30		21	3.9%
31		15	2.8%
32		18	3.4%
33		20	3.7%
34		14	2.6%
35		16	3.0%
36		9	1.7%
37		14	2.6%
38		14	2.6%
39		8	1.5%
40		9	1.7%
41		12	2.2%
42		7	1.3%
43		4	0.7%
44		9	1.7%
45		3	0.6%
46		1	0.2%
47		2	0.4%
48		4	0.7%
49		5	0.9%
50		1	0.2%
51		6	1.1%
53		1	0.2%
54		1	0.2%
55		4	0.7%
56		2	0.4%
57		1	0.2%
58		2	0.4%
59		2	0.4%
61		1	0.2%
62		2	0.4%

a13d_age: At what age did she/he come back for the first time?

Value	Label	Cases	Percentage
65		1	0.2%
68		1	0.2%
70		1	0.2%
73		1	0.2%
76		2	0.4%
78		1	0.2%
Sysmiss		15076	

Warning: these figures indicate the number of cases found in the data file. They cannot be interpreted as summary statistics of the population of interest.

b1_1: 1st reason of departure

Information	[Type= discrete] [Format=numeric] [Range= 0-2147483624] [Missing=*]
Statistics [NW/ W]	[Valid=2496 /-] [Invalid=13116 /-]
Universe	If ETR box is ticked (q4_etr in 1)
Pre-question	Module BC - Migrants' experiences (all those marked ETR on the flap) "Now we will talk about all those persons who you told me are currently living abroad, and more especially on the relationships between these people and your household. Some questions are about the money or the material goods that the persons living abroad may have sent you over the past 12 months. You may think that these questions are indiscrete, but they allow us to find out if migration helps Congolese households." Last migration
Literal question	B1. The last time he/she left Congo to settle in another country, he/she left... 1st reason
Post-question	If b1_1 or b1_2 or b1_3 in 0 => Go to b5_1 (B5)
Interviewer's instructions	(read) (multiple answers possible)

Value	Label	Cases	Percentage
0	Has always lived abroad	62	2.5%
1	To work	994	39.8%
2	To study/training	419	16.8%
3	To get married	172	6.9%
4	For health reasons	20	0.8%
5	To learn a trade/profession	36	1.4%
6	For family reunification	371	14.9%
7	For political or security reasons	22	0.9%
8	Other	400	16.0%
Sysmiss		13116	

Warning: these figures indicate the number of cases found in the data file. They cannot be interpreted as summary statistics of the population of interest.

b1_2: 2nd reason of departure

Information	[Type= discrete] [Format=numeric] [Range= 0-2147483624] [Missing=*]
Statistics [NW/ W]	[Valid=143 /-] [Invalid=15469 /-]
Universe	If ETR box is ticked (q4_etr in 1)
Pre-question	Module BC - Migrants' experiences (all those marked ETR on the flap) "Now we will talk about all those persons who you told me are currently living abroad, and more especially on the relationships between these people and your household. Some questions are about the money or the material goods that the persons living abroad may have sent you over the past 12 months. You may think that these questions are indiscrete, but they allow us to find out if migration helps Congolese households." Last migration

# b1_2: 2nd reason of departure			
Literal question	B1. The last time he/she left Congo to settle in another country, he/she left... 2nd reason		
Post-question	If b1_1 or b1_2 or b1_3 in 0 => Go to b5_1 (B5)		
Interviewer's instructions	(read) (multiple answers possible)		
Value	Label	Cases	Percentage
1	To work	41	28.7%
2	To study/training	15	10.5%
3	To get married	17	11.9%
5	To learn a trade/profession	19	13.3%
6	For family reunification	34	23.8%
8	Other	17	11.9%
Sysmiss		15469	
<i>Warning: these figures indicate the number of cases found in the data file. They cannot be interpreted as summary statistics of the population of interest.</i>			
# b1_3: 3rd reason of departure			
Information	[Type= discrete] [Format=numeric] [Range= 0-2147483624] [Missing=*]		
Statistics [NW/ W]	[Valid=7 /-] [Invalid=15605 /-]		
Universe	If ETR box is ticked (q4_etr in 1)		
Pre-question	<p>Module BC - Migrants' experiences (all those marked ETR on the flap)</p> <p>"Now we will talk about all those persons who you told me are currently living abroad, and more especially on the relationships between these people and your household. Some questions are about the money or the material goods that the persons living abroad may have sent you over the past 12 months. You may think that these questions are indiscrete, but they allow us to find out if migration helps Congolese households."</p> <p>Last migration</p>		
Literal question	B1. The last time he/she left Congo to settle in another country, he/she left... 3rd reason		
Post-question	If b1_1 or b1_2 or b1_3 in 0 => Go to b5_1 (B5)		
Interviewer's instructions	(read) (multiple answers possible)		
Value	Label	Cases	Percentage
1	To work	2	28.6%
3	To get married	1	14.3%
5	To learn a trade/profession	2	28.6%
7	For political or security reasons	1	14.3%
8	Other	1	14.3%
Sysmiss		15605	
<i>Warning: these figures indicate the number of cases found in the data file. They cannot be interpreted as summary statistics of the population of interest.</i>			
# b1_preci: Specify the other reason of departure			
Information	[Type= discrete] [Format=character] [Missing=*]		
Statistics [NW/ W]	[Valid=2548 /-] [Invalid=0 /-]		
Universe	If ETR box is ticked (q4_etr in 1) If b1_1 or b1_2 or b1_3 in 8		
Pre-question	<p>Module BC - Migrants' experiences (all those marked ETR on the flap)</p> <p>"Now we will talk about all those persons who you told me are currently living abroad, and more especially on the relationships between these people and your household. Some questions are about the money or the material goods that the persons living abroad may have sent you over the past 12 months. You may think that these questions are indiscrete, but they allow us to find out if migration helps Congolese households."</p>		

# b1_preci: Specify the other reason of departure			
	Last migration		
Literal question	B1. The last time he/she left Congo to settle in another country, he/she left... If "Other" => Specify		
Post-question	If b1_1 or b1_2 or b1_3 in 0 => Go to b5_1 (B5)		
Value	Label	Cases	Percentage
.		2130	83.6%
A ALA QUETE DES MEILLEURES CONDITIONS DE VIE		1	0.0%
A LA RECHERCHE DE LA VIE		1	0.0%
A LA QUETE DES MEILLEURES CONDITIONS DE VIE		1	0.0%
A LA RECHERCHE DE BIEN ETRE		2	0.1%
A LA RECHERCHE DE L AVIE		1	0.0%
A LA RECHERCHE DE LA VIE		28	1.1%
A LA RECHERCHE DU BIEN ETRE		5	0.2%
A PREFERER ALLER Y VIVRE		1	0.0%
A SUIVI SES AMIES		1	0.0%
ACCOMPAGNER JUSTINE		1	0.0%
ACCOMPAGNER LES PARENTS		1	0.0%
AFFAIRE		2	0.1%
AFFAIRES		1	0.0%
AIDER LA TANTE MATERNELLE DANS LE MENAGE		1	0.0%
ALLER VIVRE LA		2	0.1%
AUCUNE RAISON		1	0.0%
BIEN ETRE		8	0.3%
BLANDINE L AVAIT PRIS POUR ALLER		1	0.0%

b1_preci: Specify the other reason of departure

Value	Label	Cases	Percentage
HABITER LA BAS			
CHANGER DE MILIEU		1	0.0%
CHANGER DE MILIEU ET VIVRE EN EUROPE		1	0.0%
CHANGER LE MILIEU		1	0.0%
CHERCHE DE LA VIE		1	0.0%
CHERCHE LA VIE		2	0.1%
CHERCHE LE BIEN ETRE		1	0.0%
CHERCHE LES BONNE CONDITION DE VIE		1	0.0%
CHERCHE UNE MEILLEURE VIE		1	0.0%
CHERCHER		3	0.1%
CHERCHER LA VIE		2	0.1%
CHERCHER UNE MEILLEURE VIE		1	0.0%
CHERCHER DE L ARGENT		1	0.0%
CHERCHER DE LA VIE		1	0.0%
CHERCHER DE MEILLEURES CONDITIONS		1	0.0%
CHERCHER DE QUOI POUR SURVIVRE		1	0.0%
CHERCHER DES MEILLEURES CONDITIONS DE VIE		1	0.0%
CHERCHER LA SURVIE		1	0.0%
CHERCHER LA VIE		51	2.0%
CHERCHER LA VIE AILLEURS		4	0.2%
CHERCHER LE BIEN ETRE AILLEURS		1	0.0%
CHERCHER LE BIEN ETRE		1	0.0%

b1_preci: Specify the other reason of departure

Value	Label	Cases	Percentage
DANS UN AUTRE PAYS			
CHERCHER LES MEILLEURES CONDITIONS DE VIE		1	0.0%
CHERCHER LES MEILLEURS CONDITIONS DE VIE		1	0.0%
CHERCHER MIEUX		1	0.0%
CHERCHER UN MOYEN DE S EN SORTIR		1	0.0%
CHERCHER UN MOYEN DE VIVRE		1	0.0%
CHERCHER UNE MEILLEUR VIE		1	0.0%
CHERCHER UNE MEILLEUR VIE AILLEURS		1	0.0%
CHERCHER UNE MEILLEURE VIE		2	0.1%
CHERCHER UNE VIE MEILLEURE		1	0.0%
CHJERCHER LA VIE		1	0.0%
COMMERCE		2	0.1%
COMMERCE AMBULANT		1	0.0%
COMPETITION SCRABLE		1	0.0%
DANS LE CADRE DE L EGLISE		1	0.0%
DANS LE CADRE DES AFFAIRES		1	0.0%
DECOUVRIR L AUTRE MONDE		1	0.0%
DES VACANCES		2	0.1%
DEVENIR PROFESSIONNE EN BOXE		1	0.0%

b1_preci: Specify the other reason of departure

Value	Label	Cases	Percentage
DIVORCE		1	0.0%
ELLE A FUIT SON MARI QUI LA MALTRAITAIT		1	0.0%
ELLE ETAIT RELIGIEUSE ELLE EST PARTIE AVEC SA CONGREGATIO		1	0.0%
ELLE VOULAIT SORTIR DU PAYS		1	0.0%
EN QUETE DE MEILLEURES CONDITIONS DE VIE		3	0.1%
EN QUETE DES MEILLEURES CONDITIONS DE VIE		2	0.1%
EN TRANSITE		1	0.0%
EST PARTI AVEC SA MERE		1	0.0%
ETRE LOIN DE SON EX MARI		1	0.0%
FAIRE DES AFFAIRES		1	0.0%
FAIRE LE COMMERCE		1	0.0%
FAIRE LE COMMERCE DES DIAMANTS		1	0.0%
GAGNER LA VIE		2	0.1%
IL A REJOINT SES AMIS QUI Y RESIDENT DEJA		1	0.0%
IL AIMAIT TOUJOURS VIVRE A ETRANGER		1	0.0%
IL AVAIT GAGNE AU JEU GREEN CARD		1	0.0%
IL CHERCHE A REJOINDRE UN PAYS DE L EUROPE CA N A PAS MARCHE		1	0.0%

b1_prci: Specify the other reason of departure

Value	Label	Cases	Percentage
IL EST ALLER CHERCHER SA VIE		1	0.0%
IMPLANTER L EGLISE PROTESTANTE		1	0.0%
IS S EST REFUGE APRES AVOIR VOLE L ARGENT DE SON PERE		1	0.0%
JOUER AU BASKET PUIS S EST INSTALLER		1	0.0%
LA QUETE DES MEILLEURES CONDUTIONS DE LA VIE		1	0.0%
LA RECHERCHE DU MIEUX ETRE		1	0.0%
LA SITUATION ECONOMIQUE NE MARCHE PAS EN RDC		1	0.0%
LE BIEN ETRE		1	0.0%
LES VACANES		1	0.0%
MEILLEUR CONDITION DES VIE		1	0.0%
MISSION DE SERVICE		1	0.0%
NE SAIT PAS		1	0.0%
PARTI AVEC SA MERE		2	0.1%
PARTIE POUR UNE CAMPAGNE D EVANGELISATI		1	0.0%
PAYS DE TRANSIT		2	0.1%
POR LES AFFAIRES PERSONNELLES		1	0.0%
POUR RECHERCHER LA VIE		1	0.0%
POUR S'INSTALLER AVEC SON MARI		1	0.0%

b1_preci: Specify the other reason of departure

Value	Label	Cases	Percentage
POUR ALLES INSTALLER LABAS		2	0.1%
POUR CHERCHER LA VIE		3	0.1%
POUR LE BIEN ETRE		32	1.3%
POUR LES AFFAIRES		1	0.0%
POUR LES AFFAIRES PERSONNELLES		2	0.1%
POUR MIEUX VIVRE QU EN AFRIQUE		1	0.0%
POUR S INSTALLER		2	0.1%
POUR SE DEBROUILLER		14	0.5%
POUR SE RENDRE EN FRANCE		1	0.0%
POUR SORTIR DE L AFRIQUE		1	0.0%
QUETE DES MEILLEURES CONDITIONS		1	0.0%
QUETE DES MEILLEURES CONDITIONS DE LA VIE		2	0.1%
RECHERCHE DE LA VIE		1	0.0%
RECHERCHE DE LA VIE		38	1.5%
RECHERCHE DES MAILEURS CONDITIONS DE LA VIE		1	0.0%
RECHERCHE DES MEILLEURS CONDITIONS DE VIE		4	0.2%
RECHERCHE DU BIEN ETRE		9	0.4%
RECHERCHE LA VIE		1	0.0%
RECHERCHE MEILEUR CONDITION DES VIE		1	0.0%
RECHERCHER DE LA VIE		1	0.0%

b1_preci: Specify the other reason of departure

Value	Label	Cases	Percentage
RECHERCHER LA VIE		8	0.3%
RECHERECHE DU BIEN ETRE		1	0.0%
REHERCHE DU BIEN ETRE		1	0.0%
REJOINDRE LA GRANDE SOEUR		4	0.2%
REJOINDRE SA GRANDE SOEUR		1	0.0%
REJOINDRE SON AMI EN ALLEMAGNE		1	0.0%
REJOINDRE SON MARI		1	0.0%
RETRAITE		3	0.1%
RETROUVER LE GRAND FRERE		1	0.0%
RETROUVER SON FRERE		1	0.0%
RIEN N'ALLAIT ICI		1	0.0%
S INSTALLER		1	0.0%
S INSTALLER AILLEURS ET ASSURER LA CONTINUITE DES AFFAIRES		1	0.0%
S INSTALLER CHEZ MON ONCLE		1	0.0%
S INSTALLER EN EUROPE		1	0.0%
SA MAMAN L A APPELE POU QU IL AILLE CHERCHER SA VIE		1	0.0%
SA SOEUR AVAIT BESOIN D ELLE		1	0.0%
SE DEBROUILLER		1	0.0%
SE DE BLOUILLEE		1	0.0%
SE DEBROUILLER		43	1.7%
SE DEBROUILLER A L ETRANGER		1	0.0%

b1_preci: Specify the other reason of departure

Value	Label	Cases	Percentage
SE DEROULLER		1	0.0%
SE REPOSER		1	0.0%
SES AFFAIRES ICI NE MARCHENT PAS		1	0.0%
SON MARI L'AMENE		1	0.0%
SON MARI NE VOULAIT PLUS D'AFRIQUE		1	0.0%
SUIVRE SES AMIS		1	0.0%
SUIVRE SON MARI		1	0.0%
SURVIE		1	0.0%
TOURISME		8	0.3%
TOURISME ET CHERCHER LA VIE		2	0.1%
TROUVER MIEUX		1	0.0%
UN PAYS DE TRANSIT		1	0.0%
VACANCES		2	0.1%
VISITE		2	0.1%
VIVRE AUSSI DANS D'AUTRES PAYS		1	0.0%
VOYAGE SIMPLE DE TOURISME		1	0.0%

Warning: these figures indicate the number of cases found in the data file. They cannot be interpreted as summary statistics of the population of interest.

b2_an: Departure: in which year?

Information	[Type= discrete] [Format=numeric] [Range= 1960-2009] [Missing=*]
Statistics [NW/ W]	[Valid=2397 /-] [Invalid=13215 /-]
Universe	If ETR box is ticked (q4_etr in 1) If b1_1 and b1_2 and b1_3 not in 0
Pre-question	Last migration
Literal question	B2. When did he/she depart for the last time? Year

Value	Label	Cases	Percentage
1960		1	0.0%
1961		1	0.0%
1962		2	0.1%
1963		2	0.1%
1964		1	0.0%
1965		2	0.1%

b2_an: Departure: in which year?

Value	Label	Cases	Percentage
1966		1	0.0%
1967		1	0.0%
1968		4	0.2%
1970		3	0.1%
1971		1	0.0%
1972		4	0.2%
1973		5	0.2%
1974		7	0.3%
1975		11	0.5%
1976		5	0.2%
1977		6	0.3%
1978		2	0.1%
1979		17	0.7%
1980		35	1.5%
1981		9	0.4%
1982		21	0.9%
1983		22	0.9%
1984		30	1.3%
1985		31	1.3%
1986		22	0.9%
1987		35	1.5%
1988		44	1.8%
1989		63	2.6%
1990		81	3.4%
1991		49	2.0%
1992		65	2.7%
1993		59	2.5%
1994		75	3.1%
1995		91	3.8%
1996		67	2.8%
1997		81	3.4%
1998		85	3.5%
1999		110	4.6%
2000		135	5.6%
2001		119	5.0%
2002		100	4.2%
2003		135	5.6%
2004		139	5.8%
2005		101	4.2%
2006		147	6.1%
2007		145	6.0%
2008		138	5.8%
2009		87	3.6%
Sysmiss		13215	

Warning: these figures indicate the number of cases found in the data file. They cannot be interpreted as summary statistics of the population of interest.

# b2_age: Departure: at what age?	
Information	[Type= discrete] [Format=numeric] [Range= 0-82] [Missing=*]
Statistics [NW/ W]	[Valid=2357 /-] [Invalid=13255 /-] [Mean=27 /-] [StdDev=9.939 /-]
Universe	If ETR box is ticked (q4_etr in 1) If b1_1 and b1_2 and b1_3 not in 0
Pre-question	Last migration
Literal question	B2. When did he/she depart for the last time? Age

Value	Label	Cases	Percentage
0		3	0.1%
1		7	0.3%
2		11	0.5%
3		11	0.5%
4		9	0.4%
5		8	0.3%
6		12	0.5%
7		13	0.6%
8		13	0.6%
9		19	0.8%
10		12	0.5%
11		16	0.7%
12		15	0.6%
13		22	0.9%
14		22	0.9%
15		36	1.5%
16		31	1.3%
17		37	1.6%
18		59	2.5%
19		69	2.9%
20		84	3.6%
21		91	3.9%
22		110	4.7%
23		118	5.0%
24		104	4.4%
25		122	5.2%
26		127	5.4%
27		115	4.9%
28		121	5.1%
29		102	4.3%
30		105	4.5%
31		87	3.7%
32		93	3.9%
33		66	2.8%
34		62	2.6%
35		45	1.9%
36		47	2.0%
37		37	1.6%

b2_age: Departure: at what age?

Value	Label	Cases	Percentage
38		37	1.6%
39		35	1.5%
40		35	1.5%
41		25	1.1%
42		18	0.8%
43		20	0.8%
44		24	1.0%
45		17	0.7%
46		9	0.4%
47		12	0.5%
48		5	0.2%
49		5	0.2%
50		7	0.3%
51		10	0.4%
52		4	0.2%
53		6	0.3%
54		1	0.0%
55		1	0.0%
56		2	0.1%
57		2	0.1%
58		2	0.1%
59		5	0.2%
60		2	0.1%
61		1	0.0%
63		1	0.0%
65		1	0.0%
66		1	0.0%
67		1	0.0%
69		1	0.0%
70		1	0.0%
73		2	0.1%
74		1	0.0%
75		1	0.0%
82		1	0.0%
Sysmiss		13255	

Warning: these figures indicate the number of cases found in the data file. They cannot be interpreted as summary statistics of the population of interest.

b3_1: 1st help from the HH to leave

Information	[Type= discrete] [Format=numeric] [Range= 0-2147483624] [Missing=*]
Statistics [NW/ W]	[Valid=2451 /-] [Invalid=13161 /-]
Universe	If ETR box is ticked (q4_etr in 1) If b1_1 and b1_2 and b1_3 not in 0
Pre-question	Last migration
Literal question	B3. Did he/she receive support from your household to finance or organize the migration? 1st help
Interviewer's instructions	(multiple answers possible) (read)

# b3_1: 1st help from the HH to leave			
Value	Label	Cases	Percentage
1	No, Ego managed to organize everything by himself/herself	1812	73.9%
2	We helped with the preparations	397	16.2%
3	We helped to pay for the trip	202	8.2%
4	We supported him/her in another way	40	1.6%
System		13161	
<i>Warning: these figures indicate the number of cases found in the data file. They cannot be interpreted as summary statistics of the population of interest.</i>			
# b3_2: 2nd help from the HH to leave			
Information	[Type= discrete] [Format=numeric] [Range= 0-2147483624] [Missing=*]		
Statistics [NW/ W]	[Valid=264 /-] [Invalid=15348 /-]		
Universe	If ETR box is ticked (q4_etr in 1) If b1_1 and b1_2 and b1_3 not in 0		
Pre-question	Last migration		
Literal question	B3. Did he/she receive support from your household to finance or organize the migration? 2nd help		
Interviewer's instructions	(multiple answers possible) (read)		
Value	Label	Cases	Percentage
1	No, Ego managed to organize everything by himself/herself	2	0.8%
2	We helped with the preparations	16	6.1%
3	We helped to pay for the trip	221	83.7%
4	We supported him/her in another way	25	9.5%
System		15348	
<i>Warning: these figures indicate the number of cases found in the data file. They cannot be interpreted as summary statistics of the population of interest.</i>			
# b3_3: 3rd help from the HH to leave			
Information	[Type= discrete] [Format=numeric] [Range= 0-2147483624] [Missing=*]		
Statistics [NW/ W]	[Valid=60 /-] [Invalid=15552 /-]		
Universe	If ETR box is ticked (q4_etr in 1) If b1_1 and b1_2 and b1_3 not in 0		
Pre-question	Last migration		
Literal question	B3. Did he/she receive support from your household to finance or organize the migration? 3rd help		
Interviewer's instructions	(multiple answers possible) (read)		
Value	Label	Cases	Percentage
1	No, Ego managed to organize everything by himself/herself	2	3.3%
2	We helped with the preparations	1	1.7%
3	We helped to pay for the trip	7	11.7%
4	We supported him/her in another way	50	83.3%
System		15552	
<i>Warning: these figures indicate the number of cases found in the data file. They cannot be interpreted as summary statistics of the population of interest.</i>			
# b3_prci: Specify the other help			
Information	[Type= discrete] [Format=character] [Missing=*]		
Statistics [NW/ W]	[Valid=115 /-] [Invalid=0 /-]		
Universe	If ETR box is ticked (q4_etr in 1) If b1_1 and b1_2 and b1_3 not in 0 If b3_1 or b3_2 or b3_3 in 4		

b3_prci: Specify the other help

Pre-question		Last migration	
Literal question		B3. Did he/she receive support from your household to finance or organize the migration? If "We supported him/her in another way" => Specify	
Value	Label	Cases	Percentage
.		3	2.6%
AIRGENT DE POCHE		1	0.9%
AAGENT DE POCHE		1	0.9%
ARGENT		1	0.9%
ARGENT DE POCHE		57	49.6%
ARGENT DE POCHE ET COURT SEJOUR		1	0.9%
ARGENT DE POCHE ET SEJOUR		1	0.9%
ARGENT DE POCHE ET VALISE DE VOYAGE		1	0.9%
DANS LE CONTACT		1	0.9%
DENREE ALIMENTAIRE		1	0.9%
DOCUMNT MEDICAL		1	0.9%
ELLE A FUI LA MAISON		1	0.9%
ELLE ETAIT ENFANT C EST SA MERE QUI L A AMENE		1	0.9%
HABITS ET VIVRES		1	0.9%
L ARGENT LUI PERMETTENT DE FAIRE CETTE DEMARCHE		1	0.9%
LA MAMAN A TOUT FAIT		1	0.9%
LE MARI A TOUT FAIT ARGENT DE POCHE		1	0.9%
LE MENAGE A PRIS DE CONTACT POUR LUI DANS LE PAYS DE DESTINATION		1	0.9%
LES VIVRES		1	0.9%

b3_prci: Specify the other help

Value	Label	Cases	Percentage
LES ADRESSES		4	3.5%
LES DEMARCHES SE FONT POUR QU IL LES OBTIENENT		1	0.9%
LES VIVRES		1	0.9%
MISSION DE SERVICE		1	0.9%
NE SAIT PAS		17	14.8%
ON L A AIDER A CONNAITRE LE PRIX DU BILLET		1	0.9%
ON L A CONFIEE A UNE FAMILLE		1	0.9%
POUR AJOUTER L AGENT QU IL AVAIT DEJA		1	0.9%
POUR LE LOGEMENT		3	2.6%
SA SOEUR A ENVOYE L ARGENT POUR LES HABITS		1	0.9%
SA SOEUR IVETTE A CONTRIBUE A L ARGENT DE POCHE		1	0.9%
SAC ET ARGENT DE POCHE		1	0.9%
SACS HABITS VIVRES		1	0.9%
SON MARI EST VENU LA PRENDRE		1	0.9%
SON MARI QUI AVAIT ENVOYE LE BILLET		1	0.9%
SON MARI QUI LUI AVAIT ENVOYE LE BILLET DE VOYAGE		1	0.9%
TOUT ETAIT PREPARE PAR LE CM		1	0.9%

Warning: these figures indicate the number of cases found in the data file. They cannot be interpreted as summary statistics of the population of interest.

# b4: Does she/he have official papers?			
Information	[Type= discrete] [Format=numeric] [Range= 0-2147483624] [Missing=*]		
Statistics [NW/ W]	[Valid=2270 /-] [Invalid=13342 /-]		
Universe	If ETR box is ticked (q4_etr in 1) If b1_1 and b1_2 and b1_3 not in 0		
Pre-question	Last migration		
Literal question	B4. Does he/she currently have the residence permits/official documents that would allow him/her to stay in the country where he/she is?		
Value	Label	Cases	Percentage
0	Does not need any residence permit	322	14.2%
1	Yes	1810	79.7%
2	No	138	6.1%
Sysmiss		13342	
<i>Warning: these figures indicate the number of cases found in the data file. They cannot be interpreted as summary statistics of the population of interest.</i>			
# b5_1: 1st contact with this person			
Information	[Type= discrete] [Format=numeric] [Range= 2-2147483624] [Missing=*]		
Statistics [NW/ W]	[Valid=2523 /-] [Invalid=13089 /-]		
Universe	If ETR box is ticked (q4_etr in 1)		
Pre-question	Relationships and contacts with migrants in the last 12 months		
Literal question	B5. Have you or anyone else in the household been in contact with this person over the last 12 months, by phone, mail, internet...? 1st answer		
Post-question	If b5_1 or b5_2 or b5_3 in 2 => Go to b7 (B7)		
Interviewer's instructions	Multiple answers, number of answers unlimited. To be noted down in the order of importance. (Read)		
Value	Label	Cases	Percentage
2	No contact	98	3.9%
3	By phone	2387	94.6%
4	By mail	6	0.2%
5	By internet	32	1.3%
Sysmiss		13089	
<i>Warning: these figures indicate the number of cases found in the data file. They cannot be interpreted as summary statistics of the population of interest.</i>			
# b5_2: 2nd contact with this person			
Information	[Type= discrete] [Format=numeric] [Range= 2-2147483624] [Missing=*]		
Statistics [NW/ W]	[Valid=317 /-] [Invalid=15295 /-]		
Universe	If ETR box is ticked (q4_etr in 1)		
Pre-question	Relationships and contacts with migrants in the last 12 months		
Literal question	B5. Have you or anyone else in the household been in contact with this person over the last 12 months, by phone, mail, internet...? 2nd answer		
Post-question	If b5_1 or b5_2 or b5_3 in 2 => Go to b7 (B7)		
Interviewer's instructions	Multiple answers, number of answers unlimited. To be noted down in the order of importance. (Read)		
Value	Label	Cases	Percentage
3	By phone	4	1.3%
4	By mail	46	14.5%
5	By internet	226	71.3%

# b5_2: 2nd contact with this person			
Value	Label	Cases	Percentage
6	By other means (tapes, sms...)	41	12.9%
Sysmiss		15295	
<i>Warning: these figures indicate the number of cases found in the data file. They cannot be interpreted as summary statistics of the population of interest.</i>			
# b5_3: 3rd contact with this person			
Information	[Type= discrete] [Format=numeric] [Range= 2-2147483624] [Missing=*]		
Statistics [NW/ W]	[Valid=38 /-] [Invalid=15574 /-]		
Universe	If ETR box is ticked (q4_etr in 1)		
Pre-question	Relationships and contacts with migrants in the last 12 months		
Literal question	B5. Have you or anyone else in the household been in contact with this person over the last 12 months, by phone, mail, internet...? 3rd answer		
Post-question	If b5_1 or b5_2 or b5_3 in 2 => Go to b7 (B7)		
Interviewer's instructions	Multiple answers, number of answers unlimited. To be noted down in the order of importance. (Read)		
Value	Label	Cases	Percentage
4	By mail	3	7.9%
5	By internet	12	31.6%
6	By other means (tapes, sms...)	23	60.5%
Sysmiss		15574	
<i>Warning: these figures indicate the number of cases found in the data file. They cannot be interpreted as summary statistics of the population of interest.</i>			
# b6: Contacts: at which frequencies?			
Information	[Type= discrete] [Format=numeric] [Range= 1-2147483624] [Missing=*]		
Statistics [NW/ W]	[Valid=2417 /-] [Invalid=13195 /-]		
Universe	If ETR box is ticked (q4_etr in 1) If b5_1 and b5_2 and b5_3 not in 2		
Pre-question	Relationships and contacts with migrants in the last 12 months		
Literal question	B6. How often?		
Interviewer's instructions	(read)		
Value	Label	Cases	Percentage
1	Every week	541	22.4%
2	At least once a month	1020	42.2%
3	Less often	855	35.4%
4	Once every 3 months	1	0.0%
Sysmiss		13195	
<i>Warning: these figures indicate the number of cases found in the data file. They cannot be interpreted as summary statistics of the population of interest.</i>			
# b7: Has she/he visited you during the past 12 months?			
Information	[Type= discrete] [Format=numeric] [Range= 0-1] [Missing=*]		
Statistics [NW/ W]	[Valid=2524 /-] [Invalid=13088 /-]		
Universe	If ETR box is ticked (q4_etr in 1)		
Pre-question	Relationships and contacts with migrants in the last 12 months		
Literal question	B7. Did he/she come to visit you in the last 12 months?		
Value	Label	Cases	Percentage
0	No	2149	85.1%

# b7: Has she/he visited you during the past 12 months?			
Value	Label	Cases	Percentage
1	Yes	375	14.9%
Sysmiss		13088	
<i>Warning: these figures indicate the number of cases found in the data file. They cannot be interpreted as summary statistics of the population of interest.</i>			
# c1: Did you get money from her/him during the past 12 months?			
Information	[Type= discrete] [Format=numeric] [Range= 0-2147483624] [Missing=*]		
Statistics [NW/ W]	[Valid=2524 /-] [Invalid=13088 /-]		
Universe	If ETR box is ticked (q4_etr in 1)		
Pre-question	Relationships and contacts with migrants in the last 12 months		
Literal question	C1. Have you or anyone in your household received any monetary transfers from "Name" over the last 12 months?		
Post-question	If c1 in 0 => Go to c7 (C7)		
Value	Label	Cases	Percentage
0	No	1243	49.2%
1	Yes	1281	50.8%
Sysmiss		13088	
<i>Warning: these figures indicate the number of cases found in the data file. They cannot be interpreted as summary statistics of the population of interest.</i>			
# c2: Did she/he send you money during the past 12 months...			
Information	[Type= discrete] [Format=numeric] [Range= 1-2147483624] [Missing=*]		
Statistics [NW/ W]	[Valid=1274 /-] [Invalid=14338 /-]		
Universe	If ETR box is ticked (q4_etr in 1) If c1 in 1		
Pre-question	Relationships and contacts with migrants in the last 12 months		
Literal question	C2. Over the last 12 months, did he/she send money...		
Interviewer's instructions	(read)		
Value	Label	Cases	Percentage
1	At least once a month	137	10.8%
2	Regularly, but less often	306	24.0%
3	Occasionally	831	65.2%
Sysmiss		14338	
<i>Warning: these figures indicate the number of cases found in the data file. They cannot be interpreted as summary statistics of the population of interest.</i>			
# c3_1: Generally how does she/he send you money? 1st answer			
Information	[Type= discrete] [Format=numeric] [Range= 1-2147483624] [Missing=*]		
Statistics [NW/ W]	[Valid=1230 /-] [Invalid=14382 /-]		
Universe	If ETR box is ticked (q4_etr in 1) If c1 in 1		
Pre-question	Monetary transfers (12 last months)		
Literal question	C3. Through what channels does he/she normally (most often) send money? 1st answer		
Interviewer's instructions	(read) Multiple answers, number of answers unlimited. To be noted down in the order of importance.		
Value	Label	Cases	Percentage
1	Ego brings the money herself/himself	26	2.1%
2	A friend/relative brings the money	94	7.6%

# c3_1: Generally how does she/he send you money? 1st answer			
Value	Label	Cases	Percentage
3	Money transfer agency (Western Union, Moneygram, Money Express...)	1095	89.0%
4	Bank transfer	5	0.4%
5	Via a commercial agent	6	0.5%
6	Other	4	0.3%
Sysmiss		14382	
<i>Warning: these figures indicate the number of cases found in the data file. They cannot be interpreted as summary statistics of the population of interest.</i>			
# c3_2: Generally how does she/he send you money? 2nd answer			
Information	[Type= discrete] [Format=numeric] [Range= 1-2147483624] [Missing=*]		
Statistics [NW/ W]	[Valid=85 /-] [Invalid=15527 /-]		
Universe	If ETR box is ticked (q4_etr in 1) If c1 in 1		
Pre-question	Monetary transfers (12 last months)		
Literal question	C3. Through what channels does he/she normally (most often) send money? 2nd answer		
Interviewer's instructions	(read) Multiple answers, number of answers unlimited. To be noted down in the order of importance.		
Value	Label	Cases	Percentage
1	Ego brings the money herself/himself	6	7.1%
2	A friend/relative brings the money	26	30.6%
3	Money transfer agency (Western Union, Moneygram, Money Express...)	37	43.5%
4	Bank transfer	2	2.4%
5	Via a commercial agent	13	15.3%
6	Other	1	1.2%
Sysmiss		15527	
<i>Warning: these figures indicate the number of cases found in the data file. They cannot be interpreted as summary statistics of the population of interest.</i>			
# c3_3: Generally how does she/he send you money? 3rd answer			
Information	[Type= discrete] [Format=numeric] [Range= 1-2147483624] [Missing=*]		
Statistics [NW/ W]	[Valid=2 /-] [Invalid=15610 /-]		
Universe	If ETR box is ticked (q4_etr in 1) If c1 in 1		
Pre-question	Monetary transfers (12 last months)		
Literal question	C3. Through what channels does he/she normally (most often) send money? 3rd answer		
Interviewer's instructions	(read) Multiple answers, number of answers unlimited. To be noted down in the order of importance.		
Value	Label	Cases	Percentage
3	Money transfer agency (Western Union, Moneygram, Money Express...)	2	100.0%
Sysmiss		15610	
<i>Warning: these figures indicate the number of cases found in the data file. They cannot be interpreted as summary statistics of the population of interest.</i>			
# c3_prci: Specify how she/he sends you money			
Information	[Type= discrete] [Format=character] [Missing=*]		
Statistics [NW/ W]	[Valid=5 /-] [Invalid=0 /-]		

# c3_prci: Specify how she/he sends you money			
Universe	If ETR box is ticked (q4_etr in 1) If c1 in 1 If c3_1 or c3_2 or c3_3 in 6		
Pre-question	Monetary transfers (12 last months)		
Literal question	C3. Through what channels does he/she normally (most often) send money? If "Other" => Specify		
Value	Label	Cases	Percentage
AMBASSADE		1	20.0%
GENERALEMEN QUELQU UN QUI VIENT DE LA		1	20.0%
PAR CONTACT AVEC UNE CONNAISSANC		1	20.0%
PAR LES GENTS QUI VIENNENT DE L ANGOLA		1	20.0%
PASTEUR		1	20.0%
<i>Warning: these figures indicate the number of cases found in the data file. They cannot be interpreted as summary statistics of the population of interest.</i>			
# c4_cfa: How much money the last time? Amount			
Information	[Type= discrete] [Format=character] [Missing=*]		
Statistics [NW/ W]	[Valid=1308 /-] [Invalid=0 /-]		
Universe	If ETR box is ticked (q4_etr in 1) If c1 in 1		
Pre-question	Monetary transfers (12 last months)		
Literal question	C4. How much approximately did he/she send you the last time? Amount		
Interviewer's instructions	Note below the amount as well as the type of currency (US Dollars, Euros or Congolese Franc)		
Value	Label	Cases	Percentage
.a		6	0.5%
.b		29	2.2%
.c		30	2.3%
0		1	0.1%
10		11	0.8%
100		339	25.9%
1000		10	0.8%
10000		6	0.5%
100000		1	0.1%
110		4	0.3%
120		13	1.0%
125		2	0.2%
130		4	0.3%
1300		2	0.2%
15		3	0.2%
150		104	8.0%
1500		3	0.2%

c4_cfa: How much money the last time? Amount

Value	Label	Cases	Percentage
15000		2	0.2%
170		3	0.2%
180		3	0.2%
185		1	0.1%
2		1	0.1%
20		55	4.2%
200		115	8.8%
2000		4	0.3%
20000		3	0.2%
205		1	0.1%
210		1	0.1%
21000		1	0.1%
222		1	0.1%
230		1	0.1%
240		1	0.1%
2400		1	0.1%
25		5	0.4%
250		17	1.3%
270		1	0.1%
275		1	0.1%
280		2	0.2%
285		1	0.1%
30		61	4.7%
300		48	3.7%
3000		2	0.2%
310		1	0.1%
340		1	0.1%
350		10	0.8%
38		1	0.1%
40		17	1.3%
400		19	1.5%
420		1	0.1%
45		2	0.2%
450		1	0.1%
5		1	0.1%
50		259	19.8%
500		21	1.6%
5000		7	0.5%
55		1	0.1%
550		1	0.1%
580		1	0.1%
60		10	0.8%
600		6	0.5%
6000		1	0.1%
62		1	0.1%

c4_cfa: How much money the last time? Amount

Value	Label	Cases	Percentage
650		1	0.1%
70		6	0.5%
700		1	0.1%
75		2	0.2%
750		1	0.1%
7500		1	0.1%
78		1	0.1%
80		18	1.4%
800		3	0.2%
90		3	0.2%
9000		2	0.2%
95		2	0.2%
NE SAIT PAS		1	0.1%
NSP		4	0.3%

Warning: these figures indicate the number of cases found in the data file. They cannot be interpreted as summary statistics of the population of interest.

c4: How much money the last time? Currency

Information	[Type= discrete] [Format=numeric] [Range= 1-9] [Missing=*]
Statistics [NW/ W]	[Valid=1224 /-] [Invalid=14388 /-]
Universe	If ETR box is ticked (q4_etr in 1) If c1 in 1
Pre-question	Monetary transfers (12 last months)
Literal question	C4. How much approximately did he/she send you the last time? Currency
Interviewer's instructions	Note below the amount as well as the type of currency (US Dollars, Euros or Congolese Franc)

Value	Label	Cases	Percentage
1	Dollars US	1193	97.5%
2	Euros	18	1.5%
3	Congolese Franc	13	1.1%
Sysmiss		14388	

Warning: these figures indicate the number of cases found in the data file. They cannot be interpreted as summary statistics of the population of interest.

c5_1: How did you spend this money: 1st answer

Information	[Type= discrete] [Format=numeric] [Range= 1-2147483624] [Missing=*]
Statistics [NW/ W]	[Valid=1264 /-] [Invalid=14348 /-]
Universe	If ETR box is ticked (q4_etr in 1) If c1 in 1
Pre-question	Monetary transfers (12 last months)
Literal question	C5. How was spent the money that "Name" sent over the last 12 months? 1st answer
Post-question	If c5_1 and c5_2 and c5_3 and c5_4 and c5_5 and c5_6 not in 8 => Go to c7 (C7)
Interviewer's instructions	Multiple answers, number of answers unlimited. To be noted down in the order of importance. (read)

Value	Label	Cases	Percentage
1	Payment of rent/bills	88	7.0%
3	Health treatment	239	18.9%

# c5_1: How did you spend this money: 1st answer			
Value	Label	Cases	Percentage
4	School fees	239	18.9%
5	Savings	18	1.4%
6	Ceremonies & religious holidays	169	13.4%
7	Foreign travel	12	0.9%
8	Purchase of a dwelling/vehicle/land/business	11	0.9%
9	Other	26	2.1%
21	Daily food	397	31.4%
22	Daily transportation	16	1.3%
23	Other daily expenditures	44	3.5%
91	Clothes	5	0.4%
Sysmiss		14348	
<i>Warning: these figures indicate the number of cases found in the data file. They cannot be interpreted as summary statistics of the population of interest.</i>			
# c5_2: How did you spend this money: 2nd answer			
Information	[Type= discrete] [Format=numeric] [Range= 1-2147483624] [Missing=*]		
Statistics [NW/ W]	[Valid=586 /-] [Invalid=15026 /-]		
Universe	If ETR box is ticked (q4_etr in 1) If c1 in 1		
Pre-question	Monetary transfers (12 last months)		
Literal question	C5. How was spent the money that "Name" sent over the last 12 months? 2nd answer		
Post-question	If c5_1 and c5_2 and c5_3 and c5_4 and c5_5 and c5_6 not in 8 => Go to c7 (C7)		
Interviewer's instructions	Multiple answers, number of answers unlimited. To be noted down in the order of importance. (read)		
Value	Label	Cases	Percentage
1	Payment of rent/bills	44	7.5%
3	Health treatment	88	15.0%
4	School fees	87	14.8%
5	Savings	7	1.2%
6	Ceremonies & religious holidays	22	3.8%
7	Foreign travel	2	0.3%
8	Purchase of a dwelling/vehicle/land/business	2	0.3%
9	Other	12	2.0%
21	Daily food	237	40.4%
22	Daily transportation	48	8.2%
23	Other daily expenditures	30	5.1%
91	Clothes	7	1.2%
Sysmiss		15026	
<i>Warning: these figures indicate the number of cases found in the data file. They cannot be interpreted as summary statistics of the population of interest.</i>			
# c5_3: How did you spend this money: 3rd answer			
Information	[Type= discrete] [Format=numeric] [Range= 1-2147483624] [Missing=*]		
Statistics [NW/ W]	[Valid=267 /-] [Invalid=15345 /-]		
Universe	If ETR box is ticked (q4_etr in 1) If c1 in 1		
Pre-question	Monetary transfers (12 last months)		

# c5_3: How did you spend this money: 3rd answer			
Literal question	C5. How was spent the money that "Name" sent over the last 12 months? 3rd answer		
Post-question	If c5_1 and c5_2 and c5_3 and c5_4 and c5_5 and c5_6 not in 8 => Go to c7 (C7)		
Interviewer's instructions	Multiple answers, number of answers unlimited. To be noted down in the order of importance. (read)		
Value	Label	Cases	Percentage
1	Payment of rent/bills	39	14.6%
3	Health treatment	13	4.9%
4	School fees	36	13.5%
5	Savings	4	1.5%
6	Ceremonies & religious holidays	6	2.2%
8	Purchase of a dwelling/vehicle/land/business	1	0.4%
9	Other	2	0.7%
21	Daily food	83	31.1%
22	Daily transportation	44	16.5%
23	Other daily expenditures	35	13.1%
91	Clothes	4	1.5%
Sysmiss		15345	
<i>Warning: these figures indicate the number of cases found in the data file. They cannot be interpreted as summary statistics of the population of interest.</i>			
# c5_4: How did you spend this money: 4th answer			
Information	[Type= discrete] [Format=numeric] [Range= 1-2147483624] [Missing=*]		
Statistics [NW/ W]	[Valid=92 /-] [Invalid=15520 /-]		
Universe	If ETR box is ticked (q4_etr in 1) If c1 in 1		
Pre-question	Monetary transfers (12 last months)		
Literal question	C5. How was spent the money that "Name" sent over the last 12 months? 4th answer		
Post-question	If c5_1 and c5_2 and c5_3 and c5_4 and c5_5 and c5_6 not in 8 => Go to c7 (C7)		
Interviewer's instructions	Multiple answers, number of answers unlimited. To be noted down in the order of importance. (read)		
Value	Label	Cases	Percentage
1	Payment of rent/bills	6	6.5%
3	Health treatment	6	6.5%
4	School fees	6	6.5%
5	Savings	3	3.3%
6	Ceremonies & religious holidays	1	1.1%
21	Daily food	16	17.4%
22	Daily transportation	34	37.0%
23	Other daily expenditures	17	18.5%
91	Clothes	3	3.3%
Sysmiss		15520	
<i>Warning: these figures indicate the number of cases found in the data file. They cannot be interpreted as summary statistics of the population of interest.</i>			
# c5_5: How did you spend this money: 5th answer			
Information	[Type= discrete] [Format=numeric] [Range= 1-2147483624] [Missing=*]		
Statistics [NW/ W]	[Valid=9 /-] [Invalid=15603 /-]		

# c5_5: How did you spend this money: 5th answer	
Universe	If ETR box is ticked (q4_etr in 1) If c1 in 1
Pre-question	Monetary transfers (12 last months)
Literal question	C5. How was spent the money that "Name" sent over the last 12 months? 5th answer
Post-question	If c5_1 and c5_2 and c5_3 and c5_4 and c5_5 and c5_6 not in 8 => Go to c7 (C7)
Interviewer's instructions	Multiple answers, number of answers unlimited. To be noted down in the order of importance. (read)

Value	Label	Cases	Percentage
1	Payment of rent/bills	1	11.1%
22	Daily transportation	6	66.7%
23	Other daily expenditures	1	11.1%
91	Clothes	1	11.1%
Sysmiss		15603	

Warning: these figures indicate the number of cases found in the data file. They cannot be interpreted as summary statistics of the population of interest.

# c5_6: How did you spend this money: 6th answer	
Information	[Type= discrete] [Format=numeric] [Range= 1-2147483624] [Missing=*]
Statistics [NW/ W]	[Valid=5 /-] [Invalid=15607 /-]
Universe	If ETR box is ticked (q4_etr in 1) If c1 in 1
Pre-question	Monetary transfers (12 last months)
Literal question	C5. How was spent the money that "Name" sent over the last 12 months? 6th answer
Post-question	If c5_1 and c5_2 and c5_3 and c5_4 and c5_5 and c5_6 not in 8 => Go to c7 (C7)
Interviewer's instructions	Multiple answers, number of answers unlimited. To be noted down in the order of importance. (read)

Value	Label	Cases	Percentage
5	Savings	1	20.0%
9	Other	1	20.0%
23	Other daily expenditures	3	60.0%
Sysmiss		15607	

Warning: these figures indicate the number of cases found in the data file. They cannot be interpreted as summary statistics of the population of interest.

# c6_1: What kind of purchase did you make?	
Information	[Type= discrete] [Format=numeric] [Range= 1-2147483624] [Missing=*]
Statistics [NW/ W]	[Valid=14 /-] [Invalid=15598 /-]
Universe	If ETR box is ticked (q4_etr in 1) If c1 in 1 If c5_1 or c5_2 or c5_3 or c5_4 or c5_5 or c5_6 in 8
Pre-question	Use and management
Literal question	C6. What kind of purchase did you make?
Interviewer's instructions	(read) (multiple answers possible)

Value	Label	Cases	Percentage
10	Construction or purchase of a dwelling for "Name" himself/herself	1	7.1%
11	Construction or purchase of a dwelling for someone else	2	14.3%
41	Purchase of land for someone else	1	7.1%

# c6_1: What kind of purchase did you make?			
Value	Label	Cases	Percentage
50	Purchase of inventory, equipment, other business assets for "Name" himself/herself	3	21.4%
51	Purchase of inventory, equipment, other business assets for someone else	7	50.0%
Sysmiss		15598	
<i>Warning: these figures indicate the number of cases found in the data file. They cannot be interpreted as summary statistics of the population of interest.</i>			
# c7: Did she/he send you goods in the past 12 months?			
Information	[Type= discrete] [Format=numeric] [Range= 0-2147483624] [Missing=*]		
Statistics [NW/ W]	[Valid=2519 /-] [Invalid=13093 /-]		
Universe	If ETR box is ticked (q4_etr in 1)		
Pre-question	Transfer of goods		
Literal question	C7. Did "Name" send to anyone in the household goods in kind?		
Post-question	If c7 in 0 => Go to c9 (C9)		
Value	Label	Cases	Percentage
0	No	1730	68.7%
1	Yes	789	31.3%
Sysmiss		13093	
<i>Warning: these figures indicate the number of cases found in the data file. They cannot be interpreted as summary statistics of the population of interest.</i>			
# c8_1: 1st good she/he sent you			
Information	[Type= discrete] [Format=numeric] [Range= 1-2147483624] [Missing=*]		
Statistics [NW/ W]	[Valid=785 /-] [Invalid=14827 /-]		
Universe	If ETR box is ticked (q4_etr in 1) If c7 in 1		
Pre-question	Transfer of goods		
Literal question	C8. Did he/she send you or to any other person in the household any of the following goods? 1st good		
Value	Label	Cases	Percentage
1	Electric domestic appliances	22	2.8%
2	Spare parts for vehicles	2	0.3%
3	Vehicles	19	2.4%
4	Clothing or personal-care products	679	86.5%
5	Computers	6	0.8%
6	Hi-fi system/TV/video player/music or related items	7	0.9%
7	Phones	40	5.1%
8	Other	10	1.3%
Sysmiss		14827	
<i>Warning: these figures indicate the number of cases found in the data file. They cannot be interpreted as summary statistics of the population of interest.</i>			
# c8_2: 2nd good she/he sent you			
Information	[Type= discrete] [Format=numeric] [Range= 1-2147483624] [Missing=*]		
Statistics [NW/ W]	[Valid=181 /-] [Invalid=15431 /-]		
Universe	If ETR box is ticked (q4_etr in 1) If c7 in 1		
Pre-question	Transfer of goods		
Literal question	C8. Did he/she send you or to any other person in the household any of the following goods?		

c8_2: 2nd good she/he sent you

2nd good

Value	Label	Cases	Percentage
1	Electric domestic appliances	9	5.0%
2	Spare parts for vehicles	4	2.2%
3	Vehicles	4	2.2%
4	Clothing or personal-care products	29	16.0%
5	Computers	13	7.2%
6	Hi-fi system/TV/video player/music or related items	21	11.6%
7	Phones	79	43.6%
8	Other	22	12.2%
Sysmiss		15431	

Warning: these figures indicate the number of cases found in the data file. They cannot be interpreted as summary statistics of the population of interest.

# c8_3: 3rd good she/he sent you	
Information	[Type= discrete] [Format=numeric] [Range= 1-2147483624] [Missing=*]
Statistics [NW/ W]	[Valid=37 /-] [Invalid=15575 /-]
Universe	If ETR box is ticked (q4_etr in 1) If c7 in 1
Pre-question	Transfer of goods
Literal question	C8. Did he/she send you or to any other person in the household any of the following goods? 3rd good

Value	Label	Cases	Percentage
1	Electric domestic appliances	2	5.4%
3	Vehicles	1	2.7%
4	Clothing or personal-care products	4	10.8%
5	Computers	2	5.4%
6	Hi-fi system/TV/video player/music or related items	10	27.0%
7	Phones	13	35.1%
8	Other	5	13.5%
Sysmiss		15575	

Warning: these figures indicate the number of cases found in the data file. They cannot be interpreted as summary statistics of the population of interest.

# c8_4: 4th good she/he sent you	
Information	[Type= discrete] [Format=numeric] [Range= 1-2147483624] [Missing=*]
Statistics [NW/ W]	[Valid=13 /-] [Invalid=15599 /-]
Universe	If ETR box is ticked (q4_etr in 1) If c7 in 1
Pre-question	Transfer of goods
Literal question	C8. Did he/she send you or to any other person in the household any of the following goods? 4th good

Value	Label	Cases	Percentage
1	Electric domestic appliances	2	15.4%
3	Vehicles	1	7.7%
4	Clothing or personal-care products	1	7.7%
6	Hi-fi system/TV/video player/music or related items	2	15.4%
7	Phones	5	38.5%
8	Other	2	15.4%
Sysmiss		15599	

Warning: these figures indicate the number of cases found in the data file. They cannot be interpreted as summary statistics of the population of interest.

# c8_5: 5th good she/he sent you	
Information	[Type= discrete] [Format=numeric] [Range= 1-2147483624] [Missing=*]
Statistics [NW/ W]	[Valid=3 /-] [Invalid=15609 /-]
Universe	If ETR box is ticked (q4_etr in 1) If c7 in 1
Pre-question	Transfer of goods
Literal question	C8. Did he/she send you or to any other person in the household any of the following goods? 5th good

Value	Label	Cases	Percentage
3	Vehicles	1	33.3%
5	Computers	1	33.3%

c8_5: 5th good she/he sent you

Value	Label	Cases	Percentage
6	Hi-fi system/TV/video player/music or related items	1	33.3%
Sysmiss		15609	

Warning: these figures indicate the number of cases found in the data file. They cannot be interpreted as summary statistics of the population of interest.

c8_6: 6th good she/he sent you

Information	[Type= discrete] [Format=numeric] [Range= 1-2147483624] [Missing=*]
Statistics [NW/ W]	[Valid=1 /-] [Invalid=15611 /-]
Universe	If ETR box is ticked (q4_etr in 1) If c7 in 1
Pre-question	Transfer of goods
Literal question	C8. Did he/she send you or to any other person in the household any of the following goods? 6th good

Value	Label	Cases	Percentage
6	Hi-fi system/TV/video player/music or related items	1	100.0%
Sysmiss		15611	

Warning: these figures indicate the number of cases found in the data file. They cannot be interpreted as summary statistics of the population of interest.

c8_7: 7th good she/he sent you

Information	[Type= discrete] [Format=numeric] [Range= 1-2147483624] [Missing=*]
Statistics [NW/ W]	[Valid=1 /-] [Invalid=15611 /-]
Universe	If ETR box is ticked (q4_etr in 1) If c7 in 1
Pre-question	Transfer of goods
Literal question	C8. Did he/she send you or to any other person in the household any of the following goods? 7th good

Value	Label	Cases	Percentage
7	Phones	1	100.0%
Sysmiss		15611	

Warning: these figures indicate the number of cases found in the data file. They cannot be interpreted as summary statistics of the population of interest.

c9: What share of your needs represents the money and the good sent by her/him?

Information	[Type= discrete] [Format=numeric] [Range= 0-2147483624] [Missing=*]
Statistics [NW/ W]	[Valid=2516 /-] [Invalid=13096 /-]
Universe	If ETR box is ticked (q4_etr in 1)
Literal question	C9. Which share of your needs on food, medicine, housing, transport, etc. have been covered by the money and in-kind transfers you have received from "Name" over the last 12 months?
Post-question	=> Next person
Interviewer's instructions	(read)

Value	Label	Cases	Percentage
0	Receives neither money nor goods	1040	41.3%
1	Very large share	40	1.6%
2	Large share	144	5.7%
3	Moderate share	688	27.3%
4	Small share	405	16.1%
5	Insignificant share	199	7.9%
Sysmiss		13096	

c9: What share of your needs represents the money and the good sent by her/him?

Warning: these figures indicate the number of cases found in the data file. They cannot be interpreted as summary statistics of the population of interest.

pmigrant: Current migrants: individuals outside HH living abroad

Information [Type= discrete] [Format=numeric] [Range= 0-2147483624] [Missing=*]

Statistics [NW/ W] [Valid=15588 /-] [Invalid=24 /-]

Notes
 Variable calculated from the following variable:
 - q4_etr (Ego lives abroad)

 Stata program:
 gen pmigrant=1 if q4_etr==1
 recode pmigrant . =0

Value	Label	Cases	Percentage
0	No	13052	83.7%
1	Yes	2536	16.3%
Sysmiss		24	

Warning: these figures indicate the number of cases found in the data file. They cannot be interpreted as summary statistics of the population of interest.

pmig_country: Country of residence of the current migrants

Information [Type= discrete] [Format=numeric] [Range= 96000-99443] [Missing=*]

Statistics [NW/ W] [Valid=2532 /-] [Invalid=13080 /-]

Universe Members outside the household only (A4 = 2)
 If a10 in 1

Notes
 Variable calculated from the following variable:
 - a11 (In which country?)

 Stata program:
 gen pmig_country=a11

Value	Label	Cases	Percentage
96000	FRANCE	480	19.0%
99101	DENMARK	2	0.1%
99103	NORWAY	5	0.2%
99104	SWEDEN	6	0.2%
99105	FINLAND	1	0.0%
99109	GERMANY	72	2.8%
99110	AUSTRIA	3	0.1%
99116	CZECH REPUBLIC	1	0.0%
99123	RUSSIA	1	0.0%
99127	ITALY	19	0.8%
99131	BELGIUM	208	8.2%
99132	UNITED KINGDOM	155	6.1%
99134	SPAIN	12	0.5%
99135	NETHERLANDS	32	1.3%
99136	IRELAND or EIRE	4	0.2%
99137	LUXEMBOURG	3	0.1%
99139	PORTUGAL	14	0.6%
99140	SWITZERLAND	41	1.6%
99148	BELARUS	1	0.0%
99205	LEBANON	1	0.0%
99207	ISRAEL	1	0.0%
99216	CHINA	4	0.2%

# pmig_country: Country of residence of the current migrants			
Value	Label	Cases	Percentage
99217	JAPAN	1	0.0%
99219	THAILAND	1	0.0%
99223	INDIA	3	0.1%
99240	KUWAIT	1	0.0%
99301	EGYPT	1	0.0%
99302	LIBERIA	1	0.0%
99303	SOUTH AFRICA	178	7.0%
99309	TANZANIA	2	0.1%
99310	ZIMBABWE	2	0.1%
99311	NAMIBIA	1	0.0%
99312	CONGO (DEMOCRATIC REPUBLIC)	3	0.1%
99321	BURUNDI	2	0.1%
99322	CAMEROON	11	0.4%
99323	CENTRAL AFRICAN REPUBLIC	3	0.1%
99324	CONGO	283	11.2%
99326	COTE DIVOIRE	1	0.0%
99327	BENIN	2	0.1%
99328	GABON	39	1.5%
99330	GUINEA	2	0.1%
99332	KENYA	3	0.1%
99335	MALI	8	0.3%
99336	MAURITANIA	1	0.0%
99338	NIGERIA	9	0.4%
99340	RWANDA	1	0.0%
99341	SENEGAL	1	0.0%
99343	SUDAN	1	0.0%
99344	CHAD	3	0.1%
99345	TOGO	5	0.2%
99346	ZAMBIA	7	0.3%
99347	BOTSWANA	3	0.1%
99350	MOROCCO	6	0.2%
99351	TUNISIA	1	0.0%
99391	SWAZILAND	2	0.1%
99395	ANGOLA	705	27.8%
99401	CANADA	83	3.3%
99404	UNITED STATES	81	3.2%
99416	BRAZIL	1	0.0%
99417	CHILE	1	0.0%
99501	AUSTRALIA	7	0.3%
Sysmiss		13080	
<i>Warning: these figures indicate the number of cases found in the data file. They cannot be interpreted as summary statistics of the population of interest.</i>			
# pmig_region: Residence region of the current migrants			
Information	[Type= discrete] [Format=numeric] [Range= 1-3] [Missing=*]		
Statistics [NW/ W]	[Valid=2536 /-] [Invalid=13076 /-]		
Universe	Members outside the household only (A4 = 2)		

# pmig_region: Residence region of the current migrants			
	If a10 in 1		
Notes	Variable calculated from the following variables: - a11 (In which country?) - pmigrant (Current migrants: individuals outside HH living abroad) Stata program: <pre> tostring a11, gen(regi) gen str3 region = substr(regi,1,3) gen pmig_region = 1 if region == "993" /* africa */ replace pmig_region = 2 if region == "991" region == "960" /* europe */ replace pmig_region = 3 if !inlist(region,"991","993","960") /* other */ replace pmig_region=. if pmigrant==0 replace pmig_region=7777 if a11==7777 replace pmig_region=8888 if a11==8888 replace pmig_region=9999 if a11==9999 drop region regi </pre>		
Value	Label	Cases	Percentage
1	Africa	1286	50.7%
2	Europe	1060	41.8%
3	Other	190	7.5%
Sysmiss		13076	
<i>Warning: these figures indicate the number of cases found in the data file. They cannot be interpreted as summary statistics of the population of interest.</i>			
# pretun: Return migrants			
Information	[Type= discrete] [Format=numeric] [Range= 0-2147483624] [Missing=*]		
Statistics [NW/ W]	[Valid=15588 /-] [Invalid=24 /-]		
Definition	Members of the HH who have lived at least one year abroad		
Notes	Variable calculated from the following variables: - q4_return (Ego returned from a migration) - a4 (Living in the HH) Stata program: <pre> gen pretun=1 if q4_return==1 & a4==1 recode pretun . =0 </pre>		
Value	Label	Cases	Percentage
0	No	15126	97.0%
1	Yes	462	3.0%
Sysmiss		24	
<i>Warning: these figures indicate the number of cases found in the data file. They cannot be interpreted as summary statistics of the population of interest.</i>			
# pretout: Current return migrants who are in Congo during the survey			
Information	[Type= discrete] [Format=numeric] [Range= 0-2147483624] [Missing=*]		
Statistics [NW/ W]	[Valid=15588 /-] [Invalid=24 /-]		
Notes	Variable calculated from the following variables: - q4_return (Ego returned from a migration) - q4_etr (Ego lives abroad) - a4 (Living in the HH) Stata program: <pre> gen pretout=1 if q4_return==1 & q4_etr==0 & a4==0 recode pretout . =0 </pre>		
Value	Label	Cases	Percentage
0	No	15549	99.7%
1	Yes	39	0.3%
Sysmiss		24	

# pretout: Current return migrants who are in Congo during the survey			
<i>Warning: these figures indicate the number of cases found in the data file. They cannot be interpreted as summary statistics of the population of interest.</i>			
# peverreturn: Actual migrants who have already come back to Congo			
Information	[Type= discrete] [Format=numeric] [Range= 0-2147483624] [Missing=*]		
Statistics [NW/ W]	[Valid=15588 /-] [Invalid=24 /-]		
Notes	Variable calculated from the following variables: - q4_return (Ego returned from a migration) - q4_etr (Ego lives abroad) Stata program: gen peverreturn=1 if q4_return==1 & q4_etr==1 recode peverreturn .=0		
Value	Label	Cases	Percentage
0	No	15542	99.7%
1	Yes	46	0.3%
Sysmiss		24	
<i>Warning: these figures indicate the number of cases found in the data file. They cannot be interpreted as summary statistics of the population of interest.</i>			
# pimmig: Individuals who have immigrated to Congo			
Information	[Type= discrete] [Format=numeric] [Range= 0-2147483624] [Missing=*]		
Statistics [NW/ W]	[Valid=13148 /-] [Invalid=2464 /-]		
Definition	Individuals who were born abroad but came to settle in Congo (whatever their nationalities)		
Notes	Variable calculated from the following variables: - q4_etr (Ego lives abroad) - a14pays (Country of birth) - a14imm_an (Year of moving in Congo for the first time) Stata program: gen pimmig=1 if (!inlist(a14pays,7777,8888,9999,survey_country_code) & /// !inlist(a14imm_an,7777,8888,9999,0.)) (inlist(a14imm_an,7777,8888,9999) & q4_etr==0) recode pimmig .=0 replace pimmig=7777 if a14imm_an==7777 & pimmig==0 replace pimmig=8888 if a14imm_an==8888 & pimmig==0 replace pimmig=9999 if a14imm_an==9999 & pimmig==0		
Value	Label	Cases	Percentage
0	No	67	0.5%
1	Yes	13081	99.5%
Sysmiss		2464	
<i>Warning: these figures indicate the number of cases found in the data file. They cannot be interpreted as summary statistics of the population of interest.</i>			
# hhmember: Total number of persons in the HH (living in or outside)			
Information	[Type= continuous] [Format=numeric] [Range= 1-31] [Missing=*]		
Statistics [NW/ W]	[Valid=15588 /-] [Invalid=24 /-] [Mean=11.727 /-] [StdDev=4.624 /-]		
Notes	Variable calculated from the following variables: - n_menage (Household number) - n_indiv (Individual number in the HH (HH head)) Stata program: sort n_menage n_indiv egen hhmember=max(n_indiv), by(n_menage)		
# hmember: Number of persons living in the HH (excluding the persons declared as living outside the HH)			
Information	[Type= continuous] [Format=numeric] [Range= 1-44] [Missing=*]		
Statistics [NW/ W]	[Valid=15588 /-] [Invalid=24 /-] [Mean=7.882 /-] [StdDev=3.78 /-]		
Notes	Variable calculated from the following variables:		

# hmember: Number of persons living in the HH (excluding the persons declared as living outside the HH)			
		- n_menage (Household number) - n_indiv (Individual number in the HH) - a4 (Living in the HH) Stata program: gen temp=1 if a4==1 replace temp=0 if a4==0 sort n_menage n_indiv gen temp_2=temp if n_menage!=n_menage[_n-1] replace temp_2=temp_2[_n-1]+temp if temp_2==. sort n_menage n_indiv egen hmember=max(temp_2), by(n_menage) drop temp temp_2	
# childhh: Children of the HH head living in the HH			
Information	[Type= discrete] [Format=numeric] [Range= 0-2147483624] [Missing=*]		
Statistics [NW/ W]	[Valid=15588 /-] [Invalid=24 /-]		
Definition	Biological, fostered and adopted children for Congo and Ghana		
Notes	Variable calculated from the following variables: - a3 (Relation with the HH head) - a4 (Living in the HH) Stata program: gen childHH=0 replace childHH=1 if (inlist(a3_1,4,16) & a4==1) (inlist(a3_2,4,16) & /// a4==1)		
Value	Label	Cases	Percentage
0	No	10546	67.7%
1	Yes	5042	32.3%
System		24	
<i>Warning: these figures indicate the number of cases found in the data file. They cannot be interpreted as summary statistics of the population of interest.</i>			
# hchildin: Number of children of the HH head living in the HH			
Information	[Type= continuous] [Format=numeric] [Range= 0-17] [Missing=*]		
Statistics [NW/ W]	[Valid=15588 /-] [Invalid=24 /-] [Mean=3.629 /-] [StdDev=2.415 /-]		
Notes	Variable calculated from the following variables: - n_menage (Household number) - childhh (Children of the HH head living in the HH) Stata program: sort n_menage egen hchildin=sum(childHH), by(n_menage)		
# childage: Age class of the HH head children living in the HH			
Information	[Type= discrete] [Format=numeric] [Range= 1-2147483624] [Missing=*]		
Statistics [NW/ W]	[Valid=5042 /-] [Invalid=10570 /-]		
Notes	Variable calculated from the following variables: - q3age (Age) - childhh (Children of the HH head living in the HH) Stata program: gen childage=. replace childage=1 if childHH==1 & q3age<5 replace childage=2 if childHH==1 & q3age>=5 & q3age<12 replace childage=3 if childHH==1 & q3age>=12 & /// !inlist(q3age,7777,8888,9999,.)		
Value	Label	Cases	Percentage
1	From 0 to 4 years old	847	16.8%
2	From 5 to 11 years old	1116	22.1%

# childage: Age class of the HH head children living in the HH			
Value	Label	Cases	Percentage
3	12 years old and more	3079	61.1%
Sysmiss		10570	
<i>Warning: these figures indicate the number of cases found in the data file. They cannot be interpreted as summary statistics of the population of interest.</i>			
# hchild04: Number of children from 0 to 4 years old living in the HH			
Information	[Type= continuous] [Format=numeric] [Range= 0-5] [Missing=*]		
Statistics [NW/ W]	[Valid=15588 /-] [Invalid=24 /-] [Mean=0.492 /-] [StdDev=0.797 /-]		
Notes	Variable calculated from the following variables: - n_menage (Household number) - childage (Age class of the HH head children living in the HH) Stata program: tab childage, gen(childage_dum) egen hchild04=sum(childage_dum1), by(n_menage) drop childage_dum1		
# hchild511: Number of children from 5 to 12 years old living in the HH			
Information	[Type= continuous] [Format=numeric] [Range= 0-7] [Missing=*]		
Statistics [NW/ W]	[Valid=15588 /-] [Invalid=24 /-] [Mean=0.741 /-] [StdDev=1.004 /-]		
Notes	Variable calculated from the following variables: - n_menage (Household number) - childage (Age class of the HH head children living in the HH) Stata program: tab childage, gen(childage_dum) egen hchild511=sum(childage_dum2), by(n_menage) drop childage_dum2		
# hchild12: Number of children from 12 years old & plus living in the HH			
Information	[Type= continuous] [Format=numeric] [Range= 0-16] [Missing=*]		
Statistics [NW/ W]	[Valid=15588 /-] [Invalid=24 /-] [Mean=2.397 /-] [StdDev=2.189 /-]		
Notes	Variable calculated from the following variables: - n_menage (Household number) - childage (Age class of the HH head children living in the HH) Stata program: tab childage, gen(childage_dum) egen hchild12=sum(childage_dum3), by(n_menage) drop childage_dum3		
# childouthh: Children of the HH head living outside the HH			
Information	[Type= discrete] [Format=numeric] [Range= 0-2147483624] [Missing=*]		
Statistics [NW/ W]	[Valid=15588 /-] [Invalid=24 /-]		
Notes	Variable calculated from the following variables: - a3 (Relation with the HH head) - a4 (Living in the HH) Stata program: gen childouthHH=0 replace childouthHH=1 if (inlist(a3_1,4,16) & a4==0) (inlist(a3_2,4,16) /// & a4==0)		
Value	Label	Cases	Percentage
0	No	13169	84.5%
1	Yes	2419	15.5%
Sysmiss		24	
<i>Warning: these figures indicate the number of cases found in the data file. They cannot be interpreted as summary statistics of the population of interest.</i>			

# hchildout: Number of children of the HH head living outside the HH			
Information	[Type= continuous] [Format=numeric] [Range= 0-19] [Missing=*]		
Statistics [NW/ W]	[Valid=15588 /-] [Invalid=24 /-] [Mean=1.981 /-] [StdDev=2.331 /-]		
Notes	Variable calculated from the following variables: - n_menage (Household number) - childouthh (Children of the HH head living outside the HH) Stata program: sort n_menage egen hchildout=sum(childouthh), by(n_menage)		
# migchild: Children of the HH head living abroad			
Information	[Type= discrete] [Format=numeric] [Range= 0-2147483624] [Missing=*]		
Statistics [NW/ W]	[Valid=15588 /-] [Invalid=24 /-]		
Notes	Variable calculated from the following variables: - a3 (Relation with the HH head) - a10 (Is Ego currently living abroad?) Stata program: gen migchild=0 replace migchild=1 if (inlist(a3_1,4,16) & a10==1) (inlist(a3_2,4,16) & /// a10==1)		
Value	Label	Cases	Percentage
0	No	14875	95.4%
1	Yes	713	4.6%
Sysmiss		24	
<i>Warning: these figures indicate the number of cases found in the data file. They cannot be interpreted as summary statistics of the population of interest.</i>			
# hmigchild: Number of children of HH head living abroad			
Information	[Type= continuous] [Format=numeric] [Range= 0-11] [Missing=*]		
Statistics [NW/ W]	[Valid=15588 /-] [Invalid=24 /-] [Mean=0.596 /-] [StdDev=1.193 /-]		
Notes	Variable calculated from the following variables: - n_menage (Household number) - migchild (Children of the HH head living abroad) Stata program: sort n_menage egen hmigchild=sum(migchild), by(n_menage)		
# migs: Son of the HH head living abroad			
Information	[Type= discrete] [Format=numeric] [Range= 0-2147483624] [Missing=*]		
Statistics [NW/ W]	[Valid=15588 /-] [Invalid=24 /-]		
Notes	Variable calculated from the following variables: - a1 (Sex) - a3 (Relation with the HH head) - a10 (Is Ego currently living abroad?) Stata program: gen migs=0 replace migs=1 if (a1==1 & inlist(a3_1,4,16) & a10==1) (a1==1 & /// inlist(a3_2,4,16) & a10==1)		
Value	Label	Cases	Percentage
0	No	15217	97.6%
1	Yes	371	2.4%
Sysmiss		24	
<i>Warning: these figures indicate the number of cases found in the data file. They cannot be interpreted as summary statistics of the population of interest.</i>			

# hmgigsons: Number of sons of the HH head living abroad			
Information	[Type= continuous] [Format=numeric] [Range= 0-5] [Missing=*]		
Statistics [NW/ W]	[Valid=15588 /-] [Invalid=24 /-] [Mean=0.308 /-] [StdDev=0.735 /-]		
Notes	Variable calculated from the following variables: - n_menage (Household number) - migs (Son of the HH head living abroad) Stata program: sort n_menage egen hmgigsons=sum(migs), by(n_menage)		
# migd: Daughter of the HH head living abroad			
Information	[Type= discrete] [Format=numeric] [Range= 0-2147483624] [Missing=*]		
Statistics [NW/ W]	[Valid=15588 /-] [Invalid=24 /-]		
Notes	Variable calculated from the following variables: - a1 (Sex) - a3 (Relation with the HH head) - a10 (Is Ego currently living abroad?) Stata program: gen migd=0 replace migd=1 if (a1==2 & inlist(a3_1,4,16) & a10==1) (a1==2 & /// inlist(a3_2,4,16) & a10==1)		
Value	Label	Cases	Percentage
0	No	15246	97.8%
1	Yes	342	2.2%
Sysmiss		24	
<i>Warning: these figures indicate the number of cases found in the data file. They cannot be interpreted as summary statistics of the population of interest.</i>			
# hmgidaughters: Number of daughters of the HH head living abroad			
Information	[Type= continuous] [Format=numeric] [Range= 0-6] [Missing=*]		
Statistics [NW/ W]	[Valid=15588 /-] [Invalid=24 /-] [Mean=0.288 /-] [StdDev=0.74 /-]		
Notes	Variable calculated from the following variables: - n_menage (Household number) - migd (Daughter of the HH head living abroad) Stata program: sort n_menage egen hmgidaughters = sum(migd), by(n_menage)		
# out_spouse: Partner of the HH head living outside the HH			
Information	[Type= discrete] [Format=numeric] [Range= 0-2147483624] [Missing=*]		
Statistics [NW/ W]	[Valid=15588 /-] [Invalid=24 /-]		
Notes	Variable calculated from the following variables: - a3 (Relation with the HH head) - a4 (Living in the HH) Stata program: gen out_spouse=0 replace out_spouse=1 if (inlist(a3_1,2,3) & a4==0) (inlist(a3_2,2,3) & /// a4==0)		
Value	Label	Cases	Percentage
0	No	15521	99.6%
1	Yes	67	0.4%
Sysmiss		24	
<i>Warning: these figures indicate the number of cases found in the data file. They cannot be interpreted as summary statistics of the population of interest.</i>			

# hspout: Number of partners of the HH head living outside the HH, whatever the country of residence			
Information	[Type= continuous] [Format=numeric] [Range= 0-2] [Missing=*]		
Statistics [NW/ W]	[Valid=15588 /-] [Invalid=24 /-] [Mean=0.039 /-] [StdDev=0.194 /-]		
Notes	Variable calculated from the following variables: - n_menage (Household number) - out_spouse (Partner of the HH head living outside the HH) Stata program: sort n_menage egen hspout=sum(out_spouse), by(n_menage)		
# migspouse: Partner of the HH head living abroad			
Information	[Type= discrete] [Format=numeric] [Range= 0-2147483624] [Missing=*]		
Statistics [NW/ W]	[Valid=15588 /-] [Invalid=24 /-]		
Notes	Variable calculated from the following variables: - a3 (Relation with the HH head) - a10 (Is Ego currently living abroad?) Stata program: gen migspouse=0 replace migspouse=1 if (inlist(a3_1,2,3) & a10==1) (inlist(a3_2,2,3) & /// a10==1)		
Value	Label	Cases	Percentage
0	No	15527	99.6%
1	Yes	61	0.4%
Sysmiss		24	
<i>Warning: these figures indicate the number of cases found in the data file. They cannot be interpreted as summary statistics of the population of interest.</i>			
# hmigspcm: Number of partners of the HH head living abroad			
Information	[Type= continuous] [Format=numeric] [Range= 0-2] [Missing=*]		
Statistics [NW/ W]	[Valid=15588 /-] [Invalid=24 /-] [Mean=0.0351 /-] [StdDev=0.184 /-]		
Notes	Variable calculated from the following variables: - n_menage (Household number) - migspouse (Partner of the HH head living abroad) Stata program: sort n_menage egen hmigspcm=sum(migspouse), by(n_menage)		
# migsp_any: Partner of someone in the HH living abroad			
Information	[Type= discrete] [Format=numeric] [Range= 0-2147483624] [Missing=*]		
Statistics [NW/ W]	[Valid=15588 /-] [Invalid=24 /-]		
Notes	Variable calculated from the following variable: - a8b (Is he/she the partner of someone living in the HH?) Stata program: gen migsp_any=0 replace migsp_any=1 if a8b==1		
Value	Label	Cases	Percentage
0	No	15461	99.2%
1	Yes	127	0.8%
Sysmiss		24	
<i>Warning: these figures indicate the number of cases found in the data file. They cannot be interpreted as summary statistics of the population of interest.</i>			
# hmigspot: Total number of partners living abroad			
Information	[Type= continuous] [Format=numeric] [Range= 0-4] [Missing=*]		

# hmigsptot: Total number of partners living abroad	
Statistics [NW/ W]	[Valid=15588 /-] [Invalid=24 /-] [Mean=0.0949 /-] [StdDev=0.298 /-]
Definition	Partners of the HH head or of the other members of the HH living abroad
Notes	Variable calculated from the following variables: - n_menage (Household number) - migsp_any (Partner of someone in the HH living abroad) Stata program: sort n_menage egen hmigsptot=sum(migsp_any), by(n_menage)
# hmigother: Number of persons living abroad and keeping regular contacts	
Information	[Type= continuous] [Format=numeric] [Range= 0-8] [Missing=*]
Statistics [NW/ W]	[Valid=15469 /-] [Invalid=143 /-] [Mean=1.2 /-] [StdDev=1.718 /-]
Definition	Total number of persons living abroad and keeping regular contacts with the HH during the 12 months before the survey (excluding of the other migrants category - partners, children)
Notes	Variable calculated from the following variables: - hmigchild (Number of children of HH head abroad) - hmigsptot (Total number of partners living abroad) - hmigtot (Total number of persons living outside Congo, whatever the country of residence) Stata program: gen hmigother=hmigtot-hmigchild-hmigsptot
# hmigtot: Total number of persons living outside Congo, whatever the country of residence	
Information	[Type= continuous] [Format=numeric] [Range= 0-11] [Missing=*]
Statistics [NW/ W]	[Valid=15588 /-] [Invalid=24 /-] [Mean=1.874 /-] [StdDev=2.015 /-]
Definition	(hmigother + hmigsptot + hmigchild)
Notes	Variable calculated from the following variables: - n_menage (Household number) - pmigrant (Current migrants: individuals outside HH living outside Senegal) Stata program: sort n_menage egen hmigtot=sum(pmigrant), by(n_menage)
# hmigafr: Number of HH persons living in Africa, excluding Congo	
Information	[Type= continuous] [Format=numeric] [Range= 0-5] [Missing=*]
Statistics [NW/ W]	[Valid=15588 /-] [Invalid=24 /-] [Mean=0.937 /-] [StdDev=1.271 /-]
Notes	Variable calculated from the following variables: - n_menage (Household number) - pmig_region (Residence region of the current migrants) Stata program: sort n_menage tab pmig_region, gen(migreg) egen hmigafr=sum(migreg1), by(n_menage) drop migreg1
# hmigeur: Number of HH persons living in Europe	
Information	[Type= continuous] [Format=numeric] [Range= 0-8] [Missing=*]
Statistics [NW/ W]	[Valid=15588 /-] [Invalid=24 /-] [Mean=0.795 /-] [StdDev=1.493 /-]
Notes	Variable calculated from the following variables: - n_menage (Household number) - pmig_region (Residence region of the current migrants) Stata program: sort n_menage

# hmigeur: Number of HH persons living in Europe			
	tab pmig_region, gen(migreg) egen hmigeur=sum(migreg2), by(n_menage) drop migreg2		
# hmigrete: Number of HH persons living outside Congo, neither Africa, nor Europe			
Information	[Type= continuous] [Format=numeric] [Range= 0-5] [Missing=*]		
Statistics [NW/ W]	[Valid=15588 /-] [Invalid=24 /-] [Mean=0.141 /-] [StdDev=0.574 /-]		
Notes	Variable calculated from the following variables: - n_menage (Household number) - pmig_region (Residence region of the current migrants) Stata program: sort n_menage tab pmig_region, gen(migreg) egen hmigrete=sum(migreg3), by(n_menage) drop migreg3		
# hmigret: Number of migrants back in the HH			
Information	[Type= continuous] [Format=numeric] [Range= 0-8] [Missing=*]		
Statistics [NW/ W]	[Valid=15588 /-] [Invalid=24 /-] [Mean=0.314 /-] [StdDev=0.683 /-]		
Definition	Individuals which have lived abroad for at least one year		
Notes	Variable calculated from the following variables: - n_menage (Household number) - preturn (Return migrants) Stata program: sort n_menage egen hmigret=sum(preturn), by(n_menage)		
# hreturn: HH with return migrants			
Information	[Type= discrete] [Format=numeric] [Range= 0-2147483624] [Missing=*]		
Statistics [NW/ W]	[Valid=15588 /-] [Invalid=24 /-]		
Notes	Variable calculated from the following variable: - hmigret (Number of migrants back in the HH) Stata program: gen hreturn=0 replace hreturn=1 if hmigret>0 & !inlist(hmigret,7777,8888,9999,.)		
Value	Label	Cases	Percentage
0	No	11928	76.5%
1	Yes	3660	23.5%
Sysmiss		24	
<i>Warning: these figures indicate the number of cases found in the data file. They cannot be interpreted as summary statistics of the population of interest.</i>			
# hmigrant: HH with actual migrants			
Information	[Type= discrete] [Format=numeric] [Range= 0-2147483624] [Missing=*]		
Statistics [NW/ W]	[Valid=15588 /-] [Invalid=24 /-]		
Notes	Variable calculated from the following variable: - hmigtot (Total number of persons living outside Congo, whatever the country of residence) Stata program: gen hmigrant=0 replace hmigrant=1 if hmigtot>0 & !inlist(hmigtot,7777,8888,9999,.)		
Value	Label	Cases	Percentage
0	No	4745	30.4%

# hmigrant: HH with actual migrants			
Value	Label	Cases	Percentage
1	Yes	10843	69.6%
Sysmiss		24	
<i>Warning: these figures indicate the number of cases found in the data file. They cannot be interpreted as summary statistics of the population of interest.</i>			
# hnonmig: HH which have never had migrants			
Information	[Type= discrete] [Format=numeric] [Range= 0-2147483624] [Missing=*]		
Statistics [NW/ W]	[Valid=15588 /-] [Invalid=24 /-]		
Notes	Variable calculated from the following variables: - hmigtot (Total number of persons living outside Congo, whatever the country of residence) - hmigret (Number of migrants back in the HH) Stata program: gen hnonmig=0 replace hnonmig=1 if hmigtot==0 & hmigret==0		
Value	Label	Cases	Percentage
0	No	11545	74.1%
1	Yes	4043	25.9%
Sysmiss		24	
<i>Warning: these figures indicate the number of cases found in the data file. They cannot be interpreted as summary statistics of the population of interest.</i>			
# worker: Individual with a professional activity			
Information	[Type= discrete] [Format=numeric] [Range= 0-2147483624] [Missing=*]		
Statistics [NW/ W]	[Valid=15588 /-] [Invalid=24 /-]		
Notes	Variable calculated from the following variable: - a19 (Current occupation) Stata program: gen worker=0 replace worker=1 if a19==1		
Value	Label	Cases	Percentage
0	No	10101	64.8%
1	Yes	5487	35.2%
Sysmiss		24	
<i>Warning: these figures indicate the number of cases found in the data file. They cannot be interpreted as summary statistics of the population of interest.</i>			
# hworkers: Number of persons living in the HH with a professional activity			
Information	[Type= continuous] [Format=numeric] [Range= 0-13] [Missing=*]		
Statistics [NW/ W]	[Valid=15588 /-] [Invalid=24 /-] [Mean=4.012 /-] [StdDev=2.304 /-]		
Notes	Variable calculated from the following variables: - n_menage (Household number) - worker (Individual with a professional activity) Stata program: sort n_menage egen hworkers=sum(worker), by(n_menage)		
# exp_fact_men: Inflating factor household			
Information	[Type= continuous] [Format=numeric] [Range= 45.3748550415039-4454.42529296875] [Missing=*]		
Statistics [NW/ W]	[Valid=15588 /-] [Invalid=24 /-] [Mean=793.207 /-] [StdDev=1069.209 /-]		
# weight_hhd: Normalized weight by HH			
Information	[Type= continuous] [Format=numeric] [Range= 0.0910938605666161-4.02447366714478] [Missing=*]		

# weight_hhd: Normalized weight by HH	
Statistics [NW/ W]	[Valid=15588 /-] [Invalid=24 /-]
Definition	Represents normalized weights to be used in the analyses related to the household data, whatever the file used.

File : rdc_qb_general

ident: Biographic individual identifier

Information	[Type= discrete] [Format=character] [Missing=*]
Statistics [NW/ W]	[Valid=2066 /-] [Invalid=0 /-]
Definition	Individual identifiant = 1st letter of country + n° of questionnaire compost

id_country: Country of the survey

Information	[Type= discrete] [Format=character] [Missing=*]
Statistics [NW/ W]	[Valid=2066 /-] [Invalid=0 /-]
Definition	Country where the data was collected: - B = Belgium - C = DR Congo - U = United Kingdom

Value	Label	Cases	Percentage
B		279	13.5%
C		1638	79.3%
U		149	7.2%

Warning: these figures indicate the number of cases found in the data file. They cannot be interpreted as summary statistics of the population of interest.

n_menage: ID of the HH

Information	[Type= continuous] [Format=numeric] [Range= 3-1319] [Missing=*]
Statistics [NW/ W]	[Valid=1638 /-] [Invalid=428 /-]
Definition	Household ID Only available for Africa

n_indiv: ID of the individual in the HH

Information	[Type= continuous] [Format=numeric] [Range= 0-36] [Missing=*]
Statistics [NW/ W]	[Valid=2066 /-] [Invalid=0 /-]
Definition	ID of each individual within her/his household Only available for Africa

num_dr: DR number

Information	[Type= discrete] [Format=numeric] [Range= 1-58] [Missing=*]
Statistics [NW/ W]	[Valid=1638 /-] [Invalid=428 /-]
Definition	Survey area ID Only available for Africa

Value	Label	Cases	Percentage
1		53	3.2%
2		53	3.2%
3		75	4.6%
4		29	1.8%
5		40	2.4%
6		54	3.3%
7		54	3.3%
8		58	3.5%
9		67	4.1%
10		47	2.9%
11		55	3.4%
12		72	4.4%

File : rdc_qb_general

num_dr: DR number

Value	Label	Cases	Percentage
13		75	4.6%
14		52	3.2%
15		53	3.2%
16		61	3.7%
17		63	3.8%
18		57	3.5%
19		45	2.7%
20		66	4.0%
21		68	4.2%
22		42	2.6%
23		51	3.1%
24		61	3.7%
25		58	3.5%
26		45	2.7%
27		68	4.2%
28		63	3.8%
29		51	3.1%
58		2	0.1%
Sysmiss		428	

Warning: these figures indicate the number of cases found in the data file. They cannot be interpreted as summary statistics of the population of interest.

strata_area: Strata - DR level

Information	[Type= discrete] [Format=numeric] [Range= 1-10] [Missing=*]
Statistics [NW/ W]	[Valid=1616 /-] [Invalid=450 /-]
Definition	Migration prevalence in each survey area, as reported by knowledgeable persons Only available for Africa

Value	Label	Cases	Percentage
1	High level of migration	969	60.0%
2	Medium level of migration	296	18.3%
3	Low level of migration	351	21.7%
Sysmiss		450	

Warning: these figures indicate the number of cases found in the data file. They cannot be interpreted as summary statistics of the population of interest.

strata_hh: Strata - household level

Information	[Type= discrete] [Format=numeric] [Range= 0-2] [Missing=*]
Statistics [NW/ W]	[Valid=1616 /-] [Invalid=450 /-]
Definition	Stratification by household migrant status according to the screening survey Only available for Africa

Value	Label	Cases	Percentage
0	HH with no migrant	791	48.9%
1	HH with returnee(s)	492	30.4%
2	HH with current migrant(s)	333	20.6%
Sysmiss		450	

Warning: these figures indicate the number of cases found in the data file. They cannot be interpreted as summary statistics of the population of interest.

File : rdc_qb_general

strata_ind: Strata - individual level

Information [Type= discrete] [Format=numeric] [Range= 1-3] [Missing=*]

Statistics [NW/ W] [Valid=1616 /-] [Invalid=450 /-]

Definition 3 strata according to the individuals' migratory status
Only available for Africa

Value	Label	Cases	Percentage
1	Return migrant	300	18.6%
2	Partner of a migrant	73	4.5%
3	Other non migrant	1243	76.9%
Sysmiss		450	

Warning: these figures indicate the number of cases found in the data file. They cannot be interpreted as summary statistics of the population of interest.

source: Recruitment

Information [Type= discrete] [Format=numeric] [Range= 0-5] [Missing=*]

Statistics [NW/ W] [Valid=2065 /-] [Invalid=1 /-]

Value	Label	Cases	Percentage
0	Households in Africa	1638	79.3%
1	Snow-balling	121	5.9%
2	Public place	48	2.3%
3	Association	85	4.1%
4	Interviewer's contact	116	5.6%
5	Other	57	2.8%
Sysmiss		1	

Warning: these figures indicate the number of cases found in the data file. They cannot be interpreted as summary statistics of the population of interest.

regionenq: Region of the survey

Information [Type= discrete] [Format=numeric] [Range= 1-49] [Missing=*]

Statistics [NW/ W] [Valid=2065 /-] [Invalid=1 /-]

Value	Label	Cases	Percentage
1	Anvers	16	0.8%
2	Brabant Flamand	22	1.1%
3	Brabant Wallon	18	0.9%
4	Bruxelles	136	6.6%
5	Flandre occidentale	4	0.2%
6	Flandre orientale	4	0.2%
7	Hainaut	21	1.0%
8	Liege	45	2.2%
9	Limbourg	1	0.0%
10	Luxembourg	3	0.1%
11	Namur	8	0.4%
19	Kinshasa	1638	79.3%
38	North Yorkshire	9	0.4%
39	Northern Ireland	4	0.2%
40	North UMBERLAND and Tyne and Wear	1	0.0%
41	Outter London	46	2.2%
42	Shrpshire and Staffordshire	1	0.0%

File : rdc_qb_general

regionenq: Region of the survey

Value	Label	Cases	Percentage
43	South Western Scotland	65	3.1%
44	South Yorkshire	0	
45	Surrey, East and West Sussex	2	0.1%
46	Tees Valley and Durham	3	0.1%
47	West Midlands	7	0.3%
48	West Wales and the Valleys	0	
49	West Yorkshire	11	0.5%
Sysmiss		1	

Warning: these figures indicate the number of cases found in the data file. They cannot be interpreted as summary statistics of the population of interest.

quartier: Survey district

Information	[Type= discrete] [Format=character] [Missing=*/.b]
-------------	--

Statistics [NW/ W]	[Valid=411 /-] [Invalid=1655 /-]
--------------------	----------------------------------

Value	Label	Cases	Percentage
-		1	0.2%
01		20	4.9%
02		12	2.9%
03		13	3.2%
04		5	1.2%
05		4	1.0%
06		4	1.0%
07		15	3.6%
08		8	1.9%
09		8	1.9%
10		11	2.7%
11		18	4.4%
12		17	4.1%
13		11	2.7%
14		7	1.7%
15		8	1.9%
16		17	4.1%
17		13	3.2%
18		11	2.7%
19		7	1.7%
20		5	1.2%
21		14	3.4%
22		7	1.7%
23		4	1.0%
24		13	3.2%
26		5	1.2%
27		17	4.1%
28		10	2.4%
29		11	2.7%
Anderlecht		1	0.2%

File : rdc_qb_general

quartier: Survey district

Value	Label	Cases	Percentage
Aneessens		1	0.2%
BAMBOMA		4	1.0%
BANDALUNGW		5	1.2%
BARKING		2	0.5%
BEAUMONLEY:		1	0.2%
BRIXTON		3	0.7%
BROUGHTON		1	0.2%
Baileux		1	0.2%
Barking		1	0.2%
Bomel		1	0.2%
CAMBERWELL		3	0.7%
CANARY WHARF		1	0.2%
CANNING TOWN		1	0.2%
CAPEHILL		1	0.2%
CLAPHAM		1	0.2%
CLAPHAM JUNCTION		1	0.2%
COVENTRY		1	0.2%
CROIX ROUGE		2	0.5%
Ch. Alseberg		1	0.2%
Ch. De Haecht		1	0.2%
DEPTFORD		2	0.5%
DOWNS BARN		1	0.2%
EAST HAM		1	0.2%
EASTHAM		2	0.5%
EDMONTON		2	0.5%
ENFIELD		1	0.2%
Etangs		1	0.2%
FINCHLEY		1	0.2%
FORESTGATE		1	0.2%
Fernand Cosy Matroye		1	0.2%
Fragnee		1	0.2%
HERADY		2	0.5%
HIGH GATE		1	0.2%
Hotel des Monnaies		1	0.2%
Inderenveld		1	0.2%
KASA VUBU		4	1.0%
KINGASANI		1	0.2%
KINSHASA		2	0.5%
Kil		1	0.2%
LADYWOOD		1	0.2%

File : rdc_qb_general

quartier: Survey district

Value	Label	Cases	Percentage
LEYTONSTONE		1	0.2%
LIMEHOUSE		1	0.2%
Laeken		1	0.2%
Lambeth		1	0.2%
MANOR PARK		1	0.2%
MASINA		2	0.5%
MATETE		1	0.2%
MITCHAM		1	0.2%
Molenbeek		1	0.2%
N		1	0.2%
NDJILI		1	0.2%
NORBURY		2	0.5%
NORTH WOOLWICH		2	0.5%
NORTHOLT		1	0.2%
NORWOOD		1	0.2%
OLD KENT ROAD		1	0.2%
PECKHAM		1	0.2%
PLAISTOW		1	0.2%
PORTLAND		2	0.5%
Peter Bosch		1	0.2%
Pres de la place F. Coq		1	0.2%
SALFORD		1	0.2%
SELEMBAO		1	0.2%
SHIRLEY		1	0.2%
STANFORD HILL		1	0.2%
STOCKWEL		1	0.2%
STREATHAM COMMON		1	0.2%
Saint-Servais		1	0.2%
Sominis - Koekelberg		1	0.2%
St Joseph		1	0.2%
TATTENHOE		1	0.2%
TOOTING		2	0.5%
TOTTENHAM		5	1.2%
UPNEY		1	0.2%
WALTHAMSTO		1	0.2%
WATERLOO		1	0.2%
WENSLEY		1	0.2%
WEST MIDLANDS		1	0.2%
WIMBLEDON		1	0.2%

File : rdc_qb_general

quartier: Survey district

Value	Label	Cases	Percentage
WOOLWICH		2	0.5%
Woluwe-Saint-Pierre		1	0.2%
Yser		1	0.2%
quartier de la gare		1	0.2%
.b		1655	

Warning: these figures indicate the number of cases found in the data file. They cannot be interpreted as summary statistics of the population of interest.

villearr: Town of the survey

Information	[Type= discrete] [Format=character] [Missing=*/.b]
Statistics [NW/ W]	[Valid=2063 /-] [Invalid=3 /-]

Value	Label	Cases	Percentage
Anderlecht		16	0.8%
Angleur		2	0.1%
Antwerpen		3	0.1%
Anvers		10	0.5%
Arlon		2	0.1%
Asse		1	0.0%
Ath		1	0.0%
Auderghem		3	0.1%
BANDALUNGW		99	4.8%
BARKING AND DAGENHAM		7	0.3%
BARNET		4	0.2%
BASILDON		1	0.0%
BEXLEY		1	0.0%
BIRMINGHAM		6	0.3%
BRADFORD		1	0.0%
BRENT		2	0.1%
BRIGHTON AND HOVE		1	0.0%
BRISTOL		1	0.0%
BROMLEY		1	0.0%
BUMBU		78	3.8%
Basecles		1	0.0%
Berchem Sainte Aghate		4	0.2%
Boom		1	0.0%
Boussu		1	0.0%
Braine l Alleud		1	0.0%
Bressoux		1	0.0%
Bruxelles		22	1.1%
CAMDEN		2	0.1%

File : rdc_qb_general

villearr: Town of the survey

Value	Label	Cases	Percentage
CITY OF LONDON		1	0.0%
CROYDON		9	0.4%
Charleroi		7	0.3%
Chaufontaine		1	0.0%
Chimay		1	0.0%
Ciney		1	0.0%
Court Saint Etienne		1	0.0%
Courtrai		1	0.0%
Danden		1	0.0%
Dilbeek		1	0.0%
EALING		2	0.1%
ENFIELD		6	0.3%
Etterbeek		11	0.5%
Evere		11	0.5%
Flemalle		1	0.0%
Forest		2	0.1%
Fraipont		13	0.6%
GLASGOW		1	0.0%
GLOUCESTER		3	0.1%
GOMBE		28	1.4%
GREENWICH		4	0.2%
Gand		2	0.1%
Ganshoren		2	0.1%
Gembloux		2	0.1%
Genval		1	0.0%
Ghlin		2	0.1%
Grammont		1	0.0%
Grimbergen		3	0.1%
Grivegnée		1	0.0%
HACKNEY		4	0.2%
HAMMERSMITH AND FULHAM		2	0.1%
HARINGEY		6	0.3%
HARROW		2	0.1%
HOUNSLOW		3	0.1%
Haaltert		1	0.0%
Herne		1	0.0%
Heusden Zolder		1	0.0%
ISLINGTON		4	0.2%
Ixelles		9	0.4%
Jette		6	0.3%
KALAMU		61	3.0%

File : rdc_qb_general

villearr: Town of the survey

Value	Label	Cases	Percentage
KASA-VUBU		52	2.5%
KENSINGTON AND CHELSEA		1	0.0%
KIMBANSEKE		362	17.5%
KINSENSO		56	2.7%
KINSHASA		20	1.0%
KINTAMBO		1	0.0%
Koekelberg		3	0.1%
Kortenberg		1	0.0%
LAMBETH		9	0.4%
LEEDS		8	0.4%
LEICESTER		1	0.0%
LEMBA		113	5.5%
LEWISHAM		7	0.3%
LIMETE		107	5.2%
La Louviere		1	0.0%
Laeken		3	0.1%
Liege		17	0.8%
Louvain		8	0.4%
MAKALA		50	2.4%
MANCHESTER		5	0.2%
MASINA		157	7.6%
MATETE		55	2.7%
MERTON		3	0.1%
MILTON KEYNES		4	0.2%
Mechelen		1	0.0%
Molenbeek Saint Jean		8	0.4%
Mons		4	0.2%
NDJILI		173	8.4%
NEWHAM		9	0.4%
NEWPORT		1	0.0%
NGABA		59	2.9%
NGALIEMA		71	3.4%
NGIRI-NGIRI		57	2.8%
NORTHFIELDS		1	0.0%
Namur		5	0.2%
Never Over Hembeek		1	0.0%
Nivelles		3	0.1%
Ostende		3	0.1%
Ottenburg		1	0.0%

File : rdc_qb_general

villearr: Town of the survey

Value	Label	Cases	Percentage
Ottignies Louvain La Neuve		7	0.3%
PORTSMOUTH		1	0.0%
Peruwelz		2	0.1%
Quaregnon		1	0.0%
READING		1	0.0%
Rocourt		1	0.0%
SELEMBAO		39	1.9%
SOUTHWARK		8	0.4%
STOKE ON TRENT		1	0.0%
SUTTON		1	0.0%
Saint Gilles		4	0.2%
Saint Josse Ten Noode		6	0.3%
Schaerbeek		13	0.6%
Schoten		1	0.0%
Seraing		2	0.1%
TOWER HAMLETS		2	0.1%
Uccle		6	0.3%
Verviers		6	0.3%
Vilvorde		2	0.1%
Virton		1	0.0%
WALTHAM ABBAY		1	0.0%
WALTHAM FOREST		2	0.1%
WANDSWORTH		3	0.1%
WESTMINSTER		5	0.2%
Waterloo		4	0.2%
Watermael Boitsfort		2	0.1%
Wavre		2	0.1%
Wezembeek Oppem		1	0.0%
Woluwe		1	0.0%
Woluwe Saint Lambert		2	0.1%
Woluwe Saint Pierre		1	0.0%
.b		3	

Warning: these figures indicate the number of cases found in the data file. They cannot be interpreted as summary statistics of the population of interest.

date_entr: Date of the interview

Information	[Type= discrete] [Format=character] [Missing=*]
Statistics [NW/ W]	[Valid=2061 /-]

File : rdc_qb_general

date_entr: Date of the interview

Source Interviewer

Literal question Date:

Value	Label	Cases	Percentage
2000-09-15		1	0.0%
2008-08-20		1	0.0%
2009-01-01		1	0.0%
2009-01-12		1	0.0%
2009-03-13		1	0.0%
2009-03-14		1	0.0%
2009-04-16		1	0.0%
2009-04-17		1	0.0%
2009-06-03		1	0.0%
2009-06-05		1	0.0%
2009-06-09		2	0.1%
2009-06-15		2	0.1%
2009-06-16		2	0.1%
2009-06-18		2	0.1%
2009-06-19		1	0.0%
2009-06-23		1	0.0%
2009-06-24		2	0.1%
2009-06-26		1	0.0%
2009-07-01		1	0.0%
2009-07-02		2	0.1%
2009-07-04		4	0.2%
2009-07-05		1	0.0%
2009-07-06		4	0.2%
2009-07-07		1	0.0%
2009-07-08		3	0.1%
2009-07-09		2	0.1%
2009-07-10		1	0.0%
2009-07-12		5	0.2%
2009-07-13		3	0.1%
2009-07-14		4	0.2%
2009-07-15		7	0.3%
2009-07-16		6	0.3%
2009-07-17		7	0.3%
2009-07-18		7	0.3%
2009-07-19		3	0.1%
2009-07-20		2	0.1%
2009-07-21		5	0.2%
2009-07-22		6	0.3%
2009-07-23		3	0.1%
2009-07-24		6	0.3%
2009-07-25		4	0.2%

File : rdc_qb_general

date_entr: Date of the interview

Value	Label	Cases	Percentage
2009-07-26		2	0.1%
2009-07-27		2	0.1%
2009-07-28		6	0.3%
2009-07-29		8	0.4%
2009-07-30		2	0.1%
2009-07-31		3	0.1%
2009-08-01		3	0.1%
2009-08-03		6	0.3%
2009-08-04		1	0.0%
2009-08-05		3	0.1%
2009-08-06		14	0.7%
2009-08-07		19	0.9%
2009-08-08		30	1.5%
2009-08-09		30	1.5%
2009-08-10		9	0.4%
2009-08-11		20	1.0%
2009-08-12		22	1.1%
2009-08-13		19	0.9%
2009-08-14		26	1.3%
2009-08-15		34	1.6%
2009-08-16		26	1.3%
2009-08-17		8	0.4%
2009-08-18		26	1.3%
2009-08-19		26	1.3%
2009-08-20		33	1.6%
2009-08-21		21	1.0%
2009-08-22		17	0.8%
2009-08-23		31	1.5%
2009-08-24		9	0.4%
2009-08-25		24	1.2%
2009-08-26		27	1.3%
2009-08-27		32	1.6%
2009-08-28		30	1.5%
2009-08-29		30	1.5%
2009-08-30		34	1.6%
2009-08-31		8	0.4%
2009-09-01		37	1.8%
2009-09-02		28	1.4%
2009-09-03		22	1.1%
2009-09-04		26	1.3%
2009-09-05		30	1.5%
2009-09-06		28	1.4%
2009-09-07		3	0.1%

File : rdc_qb_general

date_entr: Date of the interview

Value	Label	Cases	Percentage
2009-09-08		20	1.0%
2009-09-09		23	1.1%
2009-09-10		32	1.6%
2009-09-11		31	1.5%
2009-09-12		39	1.9%
2009-09-13		34	1.6%
2009-09-14		3	0.1%
2009-09-15		26	1.3%
2009-09-16		14	0.7%
2009-09-17		26	1.3%
2009-09-18		40	1.9%
2009-09-19		36	1.7%
2009-09-20		29	1.4%
2009-09-21		1	0.0%
2009-09-22		25	1.2%
2009-09-23		17	0.8%
2009-09-24		22	1.1%
2009-09-25		12	0.6%
2009-09-26		19	0.9%
2009-09-27		32	1.6%
2009-09-28		4	0.2%
2009-09-29		32	1.6%
2009-09-30		23	1.1%
2009-10-01		26	1.3%
2009-10-02		15	0.7%
2009-10-03		22	1.1%
2009-10-04		15	0.7%
2009-10-05		1	0.0%
2009-10-06		19	0.9%
2009-10-07		24	1.2%
2009-10-08		15	0.7%
2009-10-09		17	0.8%
2009-10-10		13	0.6%
2009-10-11		20	1.0%
2009-10-12		2	0.1%
2009-10-13		12	0.6%
2009-10-14		18	0.9%
2009-10-15		11	0.5%
2009-10-16		15	0.7%
2009-10-17		12	0.6%
2009-10-18		20	1.0%
2009-10-19		4	0.2%
2009-10-20		9	0.4%

File : rdc_qb_general

date_entr: Date of the interview

Value	Label	Cases	Percentage
2009-10-21		15	0.7%
2009-10-22		11	0.5%
2009-10-23		11	0.5%
2009-10-24		11	0.5%
2009-10-25		11	0.5%
2009-10-26		3	0.1%
2009-10-27		7	0.3%
2009-10-28		13	0.6%
2009-10-29		9	0.4%
2009-10-30		15	0.7%
2009-10-31		13	0.6%
2009-11-01		11	0.5%
2009-11-02		2	0.1%
2009-11-03		9	0.4%
2009-11-04		12	0.6%
2009-11-05		11	0.5%
2009-11-06		11	0.5%
2009-11-07		14	0.7%
2009-11-08		13	0.6%
2009-11-09		1	0.0%
2009-11-10		7	0.3%
2009-11-11		9	0.4%
2009-11-12		7	0.3%
2009-11-13		8	0.4%
2009-11-14		6	0.3%
2009-11-15		5	0.2%
2009-11-17		1	0.0%
2009-11-18		1	0.0%
2009-11-19		1	0.0%
2009-11-20		2	0.1%
2009-11-21		2	0.1%
2009-11-23		3	0.1%
2009-11-24		2	0.1%
2009-11-25		2	0.1%
2009-11-27		1	0.0%
2009-11-28		1	0.0%
2009-11-29		2	0.1%
2009-12-02		3	0.1%
2009-12-03		1	0.0%
2009-12-04		4	0.2%
2009-12-13		2	0.1%
2009-12-19		2	0.1%
2009-12-27		1	0.0%

File : rdc_qb_general

date_entr: Date of the interview

Value	Label	Cases	Percentage
2010-01-01		1	0.0%
2010-01-03		2	0.1%
2010-01-09		2	0.1%
2010-01-14		1	0.0%
2010-01-25		1	0.0%
2010-01-27		3	0.1%
2010-01-29		1	0.0%
2010-02-04		8	0.4%
2010-02-15		1	0.0%
2010-02-20		1	0.0%
2010-02-25		5	0.2%
2010-08-29		1	0.0%
2010-09-16		1	0.0%
2010-10-11		2	0.1%

Warning: these figures indicate the number of cases found in the data file. They cannot be interpreted as summary statistics of the population of interest.

h_deb: Hour of the beginning of the interview

Information	[Type= discrete] [Format=character] [Missing=*]
Statistics [NW/ W]	[Valid=2045 /-] [Invalid=0 /-]
Source	Interviewer
Literal question	Starting time:

Value	Label	Cases	Percentage
00:00:00		1	0.0%
03:35:00		1	0.0%
06:10:00		1	0.0%
07:05:00		1	0.0%
07:06:00		1	0.0%
07:25:00		1	0.0%
07:30:00		2	0.1%
07:40:00		1	0.0%
08:00:00		1	0.0%
08:01:00		1	0.0%
08:05:00		1	0.0%
08:10:00		3	0.1%
08:15:00		5	0.2%
08:20:00		1	0.0%
08:28:00		1	0.0%
08:30:00		7	0.3%
08:33:00		1	0.0%
08:35:00		1	0.0%
08:45:00		4	0.2%
08:47:00		1	0.0%
08:50:00		5	0.2%

File : rdc_qb_general

h_deb: Hour of the beginning of the interview

Value	Label	Cases	Percentage
08:53:00		1	0.0%
09:00:00		8	0.4%
09:05:00		1	0.0%
09:06:00		1	0.0%
09:08:00		1	0.0%
09:10:00		7	0.3%
09:12:00		1	0.0%
09:13:00		1	0.0%
09:15:00		3	0.1%
09:20:00		5	0.2%
09:21:00		1	0.0%
09:25:00		5	0.2%
09:26:00		1	0.0%
09:30:00		9	0.4%
09:31:00		3	0.1%
09:32:00		2	0.1%
09:35:00		4	0.2%
09:40:00		3	0.1%
09:42:00		1	0.0%
09:43:00		1	0.0%
09:45:00		11	0.5%
09:46:00		2	0.1%
09:48:00		3	0.1%
09:50:00		6	0.3%
09:53:00		2	0.1%
09:55:00		4	0.2%
09:56:00		1	0.0%
09:57:00		1	0.0%
09:59:00		1	0.0%
10:00:00		23	1.1%
10:02:00		3	0.1%
10:03:00		6	0.3%
10:04:00		1	0.0%
10:05:00		5	0.2%
10:06:00		4	0.2%
10:08:00		2	0.1%
10:09:00		2	0.1%
10:10:00		6	0.3%
10:11:00		1	0.0%
10:12:00		1	0.0%
10:13:00		1	0.0%
10:15:00		7	0.3%
10:17:00		2	0.1%

File : rdc_qb_general

h_deb: Hour of the beginning of the interview

Value	Label	Cases	Percentage
10:18:00		1	0.0%
10:20:00		16	0.8%
10:22:00		3	0.1%
10:23:00		3	0.1%
10:24:00		1	0.0%
10:25:00		7	0.3%
10:26:00		1	0.0%
10:28:00		3	0.1%
10:30:00		32	1.6%
10:31:00		1	0.0%
10:32:00		3	0.1%
10:34:00		2	0.1%
10:35:00		4	0.2%
10:36:00		1	0.0%
10:38:00		2	0.1%
10:40:00		12	0.6%
10:45:00		3	0.1%
10:48:00		1	0.0%
10:49:00		1	0.0%
10:50:00		10	0.5%
10:52:00		3	0.1%
10:53:00		1	0.0%
10:54:00		2	0.1%
10:55:00		5	0.2%
10:57:00		2	0.1%
10:58:00		3	0.1%
10:59:00		3	0.1%
11:00:00		32	1.6%
11:01:00		1	0.0%
11:02:00		1	0.0%
11:04:00		1	0.0%
11:05:00		19	0.9%
11:06:00		3	0.1%
11:07:00		3	0.1%
11:08:00		5	0.2%
11:10:00		10	0.5%
11:11:00		1	0.0%
11:12:00		3	0.1%
11:13:00		3	0.1%
11:14:00		2	0.1%
11:15:00		11	0.5%
11:17:00		2	0.1%
11:18:00		4	0.2%

File : rdc_qb_general

h_deb: Hour of the beginning of the interview

Value	Label	Cases	Percentage
11:19:00		2	0.1%
11:20:00		11	0.5%
11:21:00		1	0.0%
11:22:00		3	0.1%
11:23:00		2	0.1%
11:25:00		13	0.6%
11:27:00		1	0.0%
11:28:00		4	0.2%
11:30:00		28	1.4%
11:31:00		3	0.1%
11:32:00		1	0.0%
11:34:00		2	0.1%
11:35:00		12	0.6%
11:36:00		3	0.1%
11:37:00		2	0.1%
11:39:00		1	0.0%
11:40:00		14	0.7%
11:41:00		1	0.0%
11:42:00		2	0.1%
11:43:00		1	0.0%
11:45:00		17	0.8%
11:46:00		1	0.0%
11:47:00		2	0.1%
11:50:00		9	0.4%
11:51:00		1	0.0%
11:52:00		1	0.0%
11:53:00		1	0.0%
11:55:00		10	0.5%
11:56:00		1	0.0%
11:57:00		4	0.2%
11:58:00		3	0.1%
12:00:00		24	1.2%
12:03:00		4	0.2%
12:05:00		14	0.7%
12:06:00		4	0.2%
12:07:00		1	0.0%
12:08:00		4	0.2%
12:09:00		2	0.1%
12:10:00		19	0.9%
12:11:00		2	0.1%
12:12:00		3	0.1%
12:13:00		2	0.1%
12:14:00		1	0.0%

File : rdc_qb_general

h_deb: Hour of the beginning of the interview

Value	Label	Cases	Percentage
12:15:00		10	0.5%
12:16:00		5	0.2%
12:17:00		3	0.1%
12:20:00		16	0.8%
12:22:00		3	0.1%
12:23:00		5	0.2%
12:24:00		3	0.1%
12:25:00		6	0.3%
12:26:00		2	0.1%
12:27:00		1	0.0%
12:28:00		3	0.1%
12:30:00		40	2.0%
12:31:00		2	0.1%
12:32:00		3	0.1%
12:33:00		1	0.0%
12:34:00		3	0.1%
12:35:00		8	0.4%
12:36:00		3	0.1%
12:37:00		2	0.1%
12:38:00		2	0.1%
12:39:00		2	0.1%
12:40:00		9	0.4%
12:41:00		3	0.1%
12:42:00		3	0.1%
12:43:00		4	0.2%
12:44:00		2	0.1%
12:45:00		15	0.7%
12:46:00		1	0.0%
12:47:00		4	0.2%
12:48:00		4	0.2%
12:50:00		11	0.5%
12:52:00		1	0.0%
12:53:00		1	0.0%
12:54:00		1	0.0%
12:55:00		12	0.6%
12:56:00		1	0.0%
12:57:00		2	0.1%
12:58:00		3	0.1%
13:00:00		35	1.7%
13:01:00		4	0.2%
13:02:00		2	0.1%
13:03:00		4	0.2%
13:05:00		11	0.5%

File : rdc_qb_general

h_deb: Hour of the beginning of the interview

Value	Label	Cases	Percentage
13:06:00		4	0.2%
13:07:00		2	0.1%
13:08:00		4	0.2%
13:09:00		1	0.0%
13:10:00		19	0.9%
13:11:00		2	0.1%
13:12:00		4	0.2%
13:13:00		2	0.1%
13:14:00		4	0.2%
13:15:00		17	0.8%
13:16:00		2	0.1%
13:17:00		1	0.0%
13:18:00		1	0.0%
13:19:00		2	0.1%
13:20:00		13	0.6%
13:21:00		1	0.0%
13:22:00		1	0.0%
13:23:00		3	0.1%
13:24:00		1	0.0%
13:25:00		7	0.3%
13:26:00		1	0.0%
13:27:00		2	0.1%
13:28:00		2	0.1%
13:29:00		2	0.1%
13:30:00		21	1.0%
13:31:00		1	0.0%
13:32:00		1	0.0%
13:33:00		1	0.0%
13:35:00		13	0.6%
13:36:00		4	0.2%
13:37:00		2	0.1%
13:38:00		1	0.0%
13:39:00		2	0.1%
13:40:00		7	0.3%
13:41:00		1	0.0%
13:42:00		3	0.1%
13:43:00		2	0.1%
13:44:00		1	0.0%
13:45:00		10	0.5%
13:46:00		3	0.1%
13:47:00		2	0.1%
13:48:00		6	0.3%
13:49:00		1	0.0%

File : rdc_qb_general

h_deb: Hour of the beginning of the interview

Value	Label	Cases	Percentage
13:50:00		15	0.7%
13:51:00		3	0.1%
13:52:00		3	0.1%
13:53:00		1	0.0%
13:55:00		8	0.4%
13:56:00		1	0.0%
13:57:00		1	0.0%
13:59:00		1	0.0%
14:00:00		32	1.6%
14:01:00		1	0.0%
14:02:00		6	0.3%
14:03:00		2	0.1%
14:04:00		2	0.1%
14:05:00		14	0.7%
14:06:00		1	0.0%
14:07:00		4	0.2%
14:08:00		2	0.1%
14:09:00		2	0.1%
14:10:00		19	0.9%
14:12:00		1	0.0%
14:13:00		3	0.1%
14:15:00		12	0.6%
14:16:00		4	0.2%
14:18:00		1	0.0%
14:19:00		1	0.0%
14:20:00		15	0.7%
14:21:00		3	0.1%
14:24:00		1	0.0%
14:25:00		10	0.5%
14:26:00		2	0.1%
14:27:00		2	0.1%
14:28:00		1	0.0%
14:30:00		30	1.5%
14:31:00		2	0.1%
14:32:00		1	0.0%
14:34:00		1	0.0%
14:35:00		11	0.5%
14:37:00		2	0.1%
14:38:00		3	0.1%
14:39:00		1	0.0%
14:40:00		12	0.6%
14:41:00		1	0.0%
14:42:00		4	0.2%

File : rdc_qb_general

h_deb: Hour of the beginning of the interview

Value	Label	Cases	Percentage
14:45:00		12	0.6%
14:46:00		1	0.0%
14:47:00		2	0.1%
14:48:00		1	0.0%
14:49:00		1	0.0%
14:50:00		8	0.4%
14:51:00		1	0.0%
14:52:00		1	0.0%
14:53:00		3	0.1%
14:54:00		1	0.0%
14:55:00		3	0.1%
14:56:00		1	0.0%
14:58:00		1	0.0%
14:59:00		1	0.0%
15:00:00		29	1.4%
15:01:00		2	0.1%
15:02:00		4	0.2%
15:03:00		5	0.2%
15:05:00		19	0.9%
15:06:00		4	0.2%
15:07:00		2	0.1%
15:08:00		1	0.0%
15:09:00		1	0.0%
15:10:00		14	0.7%
15:11:00		2	0.1%
15:13:00		2	0.1%
15:14:00		1	0.0%
15:15:00		11	0.5%
15:16:00		1	0.0%
15:17:00		1	0.0%
15:18:00		6	0.3%
15:19:00		4	0.2%
15:20:00		20	1.0%
15:21:00		3	0.1%
15:24:00		3	0.1%
15:25:00		5	0.2%
15:26:00		1	0.0%
15:27:00		2	0.1%
15:28:00		4	0.2%
15:29:00		1	0.0%
15:30:00		27	1.3%
15:32:00		3	0.1%
15:33:00		1	0.0%

File : rdc_qb_general

h_deb: Hour of the beginning of the interview

Value	Label	Cases	Percentage
15:35:00		9	0.4%
15:36:00		2	0.1%
15:38:00		2	0.1%
15:39:00		1	0.0%
15:40:00		13	0.6%
15:42:00		1	0.0%
15:43:00		2	0.1%
15:44:00		1	0.0%
15:45:00		15	0.7%
15:48:00		2	0.1%
15:49:00		1	0.0%
15:50:00		13	0.6%
15:51:00		1	0.0%
15:52:00		1	0.0%
15:53:00		1	0.0%
15:55:00		8	0.4%
15:56:00		2	0.1%
15:58:00		2	0.1%
16:00:00		31	1.5%
16:01:00		3	0.1%
16:02:00		1	0.0%
16:04:00		1	0.0%
16:05:00		11	0.5%
16:06:00		2	0.1%
16:07:00		2	0.1%
16:08:00		1	0.0%
16:09:00		1	0.0%
16:10:00		10	0.5%
16:11:00		1	0.0%
16:12:00		5	0.2%
16:13:00		1	0.0%
16:14:00		1	0.0%
16:15:00		7	0.3%
16:16:00		2	0.1%
16:17:00		1	0.0%
16:18:00		6	0.3%
16:20:00		10	0.5%
16:21:00		1	0.0%
16:24:00		1	0.0%
16:25:00		6	0.3%
16:26:00		4	0.2%
16:27:00		1	0.0%
16:28:00		3	0.1%

File : rdc_qb_general

h_deb: Hour of the beginning of the interview

Value	Label	Cases	Percentage
16:29:00		1	0.0%
16:30:00		25	1.2%
16:31:00		2	0.1%
16:32:00		1	0.0%
16:33:00		1	0.0%
16:34:00		1	0.0%
16:35:00		5	0.2%
16:36:00		1	0.0%
16:37:00		1	0.0%
16:38:00		5	0.2%
16:39:00		1	0.0%
16:40:00		4	0.2%
16:45:00		6	0.3%
16:46:00		2	0.1%
16:47:00		1	0.0%
16:48:00		1	0.0%
16:49:00		1	0.0%
16:50:00		5	0.2%
16:51:00		2	0.1%
16:52:00		1	0.0%
16:54:00		1	0.0%
16:55:00		2	0.1%
16:56:00		2	0.1%
16:58:00		1	0.0%
17:00:00		19	0.9%
17:01:00		3	0.1%
17:02:00		2	0.1%
17:03:00		1	0.0%
17:04:00		1	0.0%
17:05:00		7	0.3%
17:06:00		2	0.1%
17:07:00		1	0.0%
17:08:00		3	0.1%
17:09:00		1	0.0%
17:10:00		8	0.4%
17:11:00		2	0.1%
17:12:00		1	0.0%
17:15:00		3	0.1%
17:16:00		1	0.0%
17:17:00		1	0.0%
17:20:00		8	0.4%
17:22:00		2	0.1%
17:25:00		3	0.1%

File : rdc_qb_general

h_deb: Hour of the beginning of the interview

Value	Label	Cases	Percentage
17:26:00		1	0.0%
17:27:00		1	0.0%
17:30:00		10	0.5%
17:32:00		1	0.0%
17:35:00		7	0.3%
17:37:00		1	0.0%
17:38:00		1	0.0%
17:40:00		3	0.1%
17:41:00		1	0.0%
17:43:00		1	0.0%
17:44:00		1	0.0%
17:45:00		4	0.2%
17:46:00		2	0.1%
17:50:00		1	0.0%
17:51:00		1	0.0%
17:55:00		5	0.2%
17:57:00		1	0.0%
18:00:00		13	0.6%
18:02:00		1	0.0%
18:04:00		1	0.0%
18:05:00		2	0.1%
18:07:00		1	0.0%
18:08:00		1	0.0%
18:10:00		6	0.3%
18:12:00		1	0.0%
18:15:00		3	0.1%
18:20:00		3	0.1%
18:22:00		1	0.0%
18:25:00		1	0.0%
18:30:00		9	0.4%
18:35:00		2	0.1%
18:36:00		1	0.0%
18:40:00		1	0.0%
18:44:00		1	0.0%
18:45:00		4	0.2%
18:50:00		5	0.2%
19:00:00		5	0.2%
19:01:00		1	0.0%
19:08:00		1	0.0%
19:15:00		2	0.1%
19:20:00		1	0.0%
19:25:00		1	0.0%
19:30:00		3	0.1%

File : rdc_qb_general

h_deb: Hour of the beginning of the interview

Value	Label	Cases	Percentage
19:32:00		1	0.0%
19:43:00		1	0.0%
19:45:00		2	0.1%
19:55:00		1	0.0%
19:57:00		1	0.0%
20:00:00		6	0.3%
20:08:00		1	0.0%
20:10:00		1	0.0%
20:14:00		1	0.0%
20:15:00		1	0.0%
20:20:00		1	0.0%
20:24:00		1	0.0%
20:30:00		2	0.1%
20:35:00		2	0.1%
20:40:00		2	0.1%
20:45:00		1	0.0%
20:52:00		1	0.0%
20:54:00		1	0.0%
20:55:00		2	0.1%
21:00:00		2	0.1%
21:35:00		1	0.0%
21:40:00		1	0.0%
21:50:00		2	0.1%
22:15:00		1	0.0%
22:50:00		1	0.0%
23:15:00		1	0.0%
8:30:00		1	0.0%
8:42:00		1	0.0%
9:01:00		1	0.0%
9:20:00		1	0.0%
9:25:00		1	0.0%
9:30:00		1	0.0%
9:33:00		1	0.0%
9:43:00		1	0.0%
9:50:00		1	0.0%

Warning: these figures indicate the number of cases found in the data file. They cannot be interpreted as summary statistics of the population of interest.

q1: Sex

Information	[Type= discrete] [Format=numeric] [Range= 1-9999] [Missing=*]
Statistics [NW/ W]	[Valid=2066 /-] [Invalid=0 /-]
Literal question	Q1. The respondent is:
Post-question	To begin with, I would like to note the major events and periods of your life on this grid. We will begin at the time of your birth. Later we will look at these periods of life in some more detail.

File : rdc_qb_general

q1: Sex

Value	Label	Cases	Percentage
1	Man	913	44.2%
2	Woman	1153	55.8%

Warning: these figures indicate the number of cases found in the data file. They cannot be interpreted as summary statistics of the population of interest.

q1a: Year of birth

Information	[Type= discrete] [Format=numeric] [Range= 1932-9999] [Missing=*]
Statistics [NW/ W]	[Valid=2066 /-] [Invalid=0 /-]
Literal question	Q1A. To start with, and to help us to set a time scale, could you tell me in which year you were born (or your age as at last birthday)? Year of birth
Interviewer's instructions	AGEVEN: Locate year of birth in the grid, note 0 in the columns titled "age", and fill in these columns by retracing the age till the current age of the respondent.

Value	Label	Cases	Percentage
1934		2	0.1%
1935		6	0.3%
1936		2	0.1%
1937		11	0.5%
1938		4	0.2%
1939		13	0.6%
1940		8	0.4%
1941		6	0.3%
1942		14	0.7%
1943		6	0.3%
1944		12	0.6%
1945		14	0.7%
1946		16	0.8%
1947		15	0.7%
1948		22	1.1%
1949		18	0.9%
1950		23	1.1%
1951		16	0.8%
1952		29	1.4%
1953		32	1.5%
1954		23	1.1%
1955		34	1.6%
1956		40	1.9%
1957		27	1.3%
1958		52	2.5%
1959		38	1.8%
1960		58	2.8%
1961		29	1.4%
1962		47	2.3%
1963		51	2.5%
1964		48	2.3%

File : rdc_qb_general

q1a: Year of birth

Value	Label	Cases	Percentage
1965		48	2.3%
1966		56	2.7%
1967		51	2.5%
1968		75	3.6%
1969		74	3.6%
1970		67	3.2%
1971		58	2.8%
1972		62	3.0%
1973		70	3.4%
1974		94	4.5%
1975		57	2.8%
1976		53	2.6%
1977		60	2.9%
1978		69	3.3%
1979		84	4.1%
1980		68	3.3%
1981		56	2.7%
1982		86	4.2%
1983		62	3.0%
1984		100	4.8%

Warning: these figures indicate the number of cases found in the data file. They cannot be interpreted as summary statistics of the population of interest.

age_survey: Age at survey

Information	[Type= continuous] [Format=numeric] [Range= 25-77] [Missing=*]
Statistics [NW/ W]	[Valid=2066 /-] [Invalid=0 /-] [Mean=41.031 /-] [StdDev=11.612 /-]
Literal question	Q1A. To start with, and to help us to set a time scale, could you tell me in which year you were born (or your age as at last birthday)? Age
Interviewer's instructions	AGEVEN: Locate year of birth in the grid, note 0 in the columns titled "age", and fill in these columns by retracing the age till the current age of the respondent.

q2: Village or town of origin

Information	[Type= discrete] [Format=numeric] [Range= 0-1] [Missing=*]
Statistics [NW/ W]	[Valid=2059 /-] [Invalid=7 /-]
Literal question	Q2. Is there a place which you would consider to be your village or your town of origin in DR Congo?
Post-question	If q2 in 0 => Go to q4 (Q4)

Value	Label	Cases	Percentage
0	No	35	1.7%
1	Yes	2024	98.3%
Sysmiss		7	

Warning: these figures indicate the number of cases found in the data file. They cannot be interpreted as summary statistics of the population of interest.

q2v: Locality name

Information	[Type= discrete] [Format=character] [Missing=*]
Statistics [NW/ W]	[Valid=2027 /-] [Invalid=0 /-]

File : rdc_qb_general

q2v: Locality name

Universe If q2 in 1

Literal question Q2V. What is the name of this locality?

q2d: Region of this locality

Information [Type= discrete] [Format=numeric] [Range= 11-1112] [Missing=*]

Statistics [NW/ W] [Valid=1944 /-] [Invalid=122 /-]

Universe If q2 in 1

Literal question Q2D. In which region is it located?

Interviewer's instructions see list of region codes

Value	Label	Cases	Percentage
11	BANDALUNGWA	2	0.1%
12	BARUMBU	0	
13	BUMBU	0	
14	GOMBE	0	
15	KALAMU	3	0.2%
16	KASA-VUBU	0	
17	KIMBANSEKE	0	
18	KINSENSO	0	
19	KINSHASA	22	1.1%
21	VILLE DE MATADI	15	0.8%
22	VILLE DE BOMA	3	0.2%
23	MOANDA	9	0.5%
24	LUKULA	10	0.5%
25	SEKE-BANZA	6	0.3%
26	TSHELA	32	1.6%
27	LUOZI	87	4.5%
28	MBANZA-NGUNGU	95	4.9%
29	SONGOLOLO	28	1.4%
31	VILLE DE BANDUNDU	47	2.4%
32	VILLE DE KIKWIT	12	0.6%
33	FESHI	26	1.3%
34	KAHEMBA	1	0.1%
35	KASONGO-LUNDA	69	3.5%
36	KENGE	60	3.1%
37	POPOKABAKA	22	1.1%
38	BAGATA	42	2.2%
39	BULUNGU	103	5.3%
41	VILLE DE MBANDAKA	18	0.9%
42	VILLE DE GBADOLITE	1	0.1%
43	VILLE DE SONGO	1	0.1%
44	BASANKUSU	9	0.5%
45	BIKORO	9	0.5%
46	BOLOMBA	7	0.4%
47	BOMONGO	1	0.1%

File : rdc_qb_general

q2d: Region of this locality

Value	Label	Cases	Percentage
48	INGENDE	11	0.6%
49	LUKOLELA	0	
51	VILLE DE KISANGANI	10	0.5%
52	AKETI	3	0.2%
53	ANGO	1	0.1%
54	BAMBESA	0	
55	BONDO	2	0.1%
56	PUTA	4	0.2%
57	POKO	0	
58	DUNGO	2	0.1%
59	FARADJE	0	
61	VILLE DE GOMA	1	0.1%
62	VILLE DE BENI 1	0	
63	VILLE DE BUTEMBO	0	
64	VILLE DE BENI 2	1	0.1%
65	LUBERO	1	0.1%
66	MASISI	1	0.1%
67	NYIRANCONGO	2	0.1%
68	RUTSHURU	1	0.1%
69	WALIKALE	0	
71	VILLE DE BUKAVU	4	0.2%
72	FIZI	0	
73	IDJWI	1	0.1%
74	KABARE	4	0.2%
75	KALEHE	0	
76	MWENGA	1	0.1%
77	SHABUNDA	1	0.1%
78	UVIRA	0	
79	WALUNGU	0	
81	VILLE DE KINDU	5	0.3%
82	KABAMBARE	3	0.2%
83	KASONGO	4	0.2%
84	KIBOMBO	6	0.3%
85	LUBUTU	1	0.1%
86	PANGI	2	0.1%
87	PUNIA	0	
91	VILLE DE LUBUMBASHI	4	0.2%
92	VILLE DE LIKASI	1	0.1%
93	VILLE DE KOLWEZI	0	
94	LUBUDI	0	
95	MUTSHATSHA	0	
96	KAMBOVE	0	
97	KASENGA	0	

File : rdc_qb_general

q2d: Region of this locality

Value	Label	Cases	Percentage
98	KIPUSHI	0	
99	MITWABA	1	0.1%
101	BANDALUNGWA	37	1.9%
102	BARUMBU	5	0.3%
103	BUMBU	11	0.6%
104	GOMBE	7	0.4%
105	KALAMU	9	0.5%
106	KASA-VUBU	7	0.4%
107	KIMBANSEKE	13	0.7%
108	KINSENSO	8	0.4%
109	KINSHASA	22	1.1%
110	KINTAMBO	3	0.2%
111	LEMBA	31	1.6%
112	LIMETE	18	0.9%
113	LINGWALA	2	0.1%
114	MALUKU	3	0.2%
115	MAKALA	3	0.2%
116	MASINA	12	0.6%
117	MATETE	10	0.5%
118	MONT-NGAFULA	6	0.3%
119	NDJILI	21	1.1%
120	NGABA	2	0.1%
121	NGALIEMA	5	0.3%
122	NGIRI-NGIRI	1	0.1%
123	N'SELE	0	
124	SELEmbAO	1	0.1%
201	VILLE DE MATADI	8	0.4%
202	VILLE DE BOMA	8	0.4%
203	MOANDA	1	0.1%
204	LUKULA	3	0.2%
205	SEKE-BANZA	2	0.1%
206	TSHELA	12	0.6%
207	LUOZI	7	0.4%
208	MBANZA-NGUNGU	18	0.9%
209	SONGOLOLO	3	0.2%
210	KASANGULU	15	0.8%
211	KIMVULA	18	0.9%
212	MADIMBA	108	5.6%
301	VILLE DE BANDUNDU	7	0.4%
302	VILLE DE KIKWIT	10	0.5%
303	FESHI	1	0.1%
304	KAHEMBA	0	
305	KASONGO-LUNDA	3	0.2%

File : rdc_qb_general

q2d: Region of this locality

Value	Label	Cases	Percentage
306	KENGE	4	0.2%
307	POPOKABAKA	2	0.1%
308	BAGATA	3	0.2%
309	BULUNGU	3	0.2%
310	GUNGU	27	1.4%
311	IDOFA	40	2.1%
312	MASI-MANIMBA	86	4.4%
313	INONGO	14	0.7%
314	KIRI	2	0.1%
315	KUTU	22	1.1%
316	OSHWE	3	0.2%
317	BOLOBO	16	0.8%
318	YUMBI	2	0.1%
319	KWAMOUTH	2	0.1%
320	MUSHIE	8	0.4%
401	VILLE DE MBANDAKA	14	0.7%
402	VILLE DE GBADOLITE	0	
403	VILLE DE SONGO	0	
404	BASANKUSU	2	0.1%
405	BIKORO	1	0.1%
406	BOLOMBA	0	
407	BOMONGO	2	0.1%
408	INGENDE	0	
409	LUKOLELA	1	0.1%
410	MAKANZA	3	0.2%
411	BONGANDANGA	9	0.5%
412	BUMBA	29	1.5%
413	LISALA	18	0.9%
414	BOSOBOLO	2	0.1%
415	BUSINGA	2	0.1%
416	MOBAYI-MBONGO	7	0.4%
417	YAKOMA	9	0.5%
418	BUDJALA	8	0.4%
419	GEMENA	2	0.1%
420	KUNGU	1	0.1%
421	LIBENGE	3	0.2%
422	BEFALE	1	0.1%
423	BOENDE	17	0.9%
424	BOKUNGU	4	0.2%
425	DJOLU	2	0.1%
426	IKELA	2	0.1%
427	MONKOTO	8	0.4%
501	VILLE DE KISANGANI	6	0.3%

File : rdc_qb_general

q2d: Region of this locality

Value	Label	Cases	Percentage
502	AKETI	0	
503	ANGO	0	
504	BAMBESA	0	
505	BONDO	2	0.1%
506	PUTA	1	0.1%
507	POKO	0	
508	DUNGO	0	
509	FARADJE	0	
510	NIANGARA	3	0.2%
511	RUNGU	0	
512	WAMBA	1	0.1%
513	WATSA	1	0.1%
514	ARU	2	0.1%
515	DJUGU	1	0.1%
516	RUMU	0	
517	MAHAGI	0	
518	MAMBASA	0	
519	BAFASWENDE	2	0.1%
520	BANALIA	1	0.1%
521	BASOKO	5	0.3%
522	ISANGI	11	0.6%
523	PALA	2	0.1%
524	UBUNDU	2	0.1%
525	YAHUMA	1	0.1%
601	VILLE DE GOMA	4	0.2%
602	VILLE DE BENI 1	0	
603	VILLE DE BUTEMBO	1	0.1%
604	VILLE DE BENI 2	1	0.1%
605	LUBERO	1	0.1%
606	MASISI	2	0.1%
607	NYIRANCONGO	2	0.1%
608	RUTSHURU	2	0.1%
609	WALIKALE	0	
701	VILLE DE BUKAVU	5	0.3%
702	FIZI	0	
703	IDJWI	0	
704	KABARE	3	0.2%
705	KALEHE	2	0.1%
706	MWENGA	2	0.1%
707	SHABUNDA	2	0.1%
708	UVIRA	1	0.1%
709	WALUNGU	2	0.1%
801	VILLE DE KINDU	8	0.4%

File : rdc_qb_general

q2d: Region of this locality

Value	Label	Cases	Percentage
802	KABAMBARE	1	0.1%
803	KASONGO	4	0.2%
804	KIBOMBO	1	0.1%
805	LUBUTU	0	
806	PANGI	0	
807	PUNIA	0	
901	VILLE DE LUBUMBASHI	14	0.7%
902	VILLE DE LIKASI	1	0.1%
903	VILLE DE KOLWEZI	1	0.1%
904	LUBUDI	0	
905	MUTSHATSHA	0	
906	KAMBOVE	0	
907	KASENGA	1	0.1%
908	KIPUSHI	0	
909	MITWABA	0	
910	PWETO	0	
911	SAKANIA	1	0.1%
912	BUKAMA	0	
913	KABONGO	0	
914	KAMINA	1	0.1%
915	KANIAMA	1	0.1%
916	MALEMBA-NKULU	0	
917	DILOLO	4	0.2%
918	KAPANGA	2	0.1%
919	SANDOA	0	
920	KABALO	1	0.1%
921	KALEMIE	3	0.2%
922	KONGOLO	2	0.1%
923	MANONO	1	0.1%
924	MOBA	0	
925	NYUNZU	0	
1001	VILLE DE MBUJI-MAYI	6	0.3%
1002	VILLE DE MWENE-DITU1	0	
1003	KABINDA	1	0.1%
1004	KAMIJI	0	
1005	LUBAO	0	
1006	VILLE DE MWENE-DITU2	0	
1007	NGANDAJIKA	2	0.1%
1008	KATAKO-KOMBE	3	0.2%
1009	KOLE	0	
1010	LODJA	10	0.5%
1011	LOMELA	2	0.1%
1012	LUBEFU	16	0.8%

File : rdc_qb_general

q2d: Region of this locality

Value	Label	Cases	Percentage
1013	LUSAMBO	3	0.2%
1014	KABEYA-KAMWANGA	15	0.8%
1015	KATANDA	3	0.2%
1016	LUPATAPATA	4	0.2%
1017	MIABI	9	0.5%
1018	TSHILENGE	45	2.3%
1101	VILLE DE KANANGA	17	0.9%
1102	VILLE DE TSHIKAPA 1	1	0.1%
1103	DEKESE	1	0.1%
1104	ILEBO	1	0.1%
1105	LUEBO	3	0.2%
1106	MWEKA	6	0.3%
1107	VILLE DE TSHIKAPA 2	0	
1108	DEMBA	4	0.2%
1109	DIBAYA	4	0.2%
1110	DIMBELENGE	4	0.2%
1111	KAZUMBA	4	0.2%
1112	LUIZA	2	0.1%
Sysmiss		122	

Warning: these figures indicate the number of cases found in the data file. They cannot be interpreted as summary statistics of the population of interest.

q4: Religion

Information	[Type= discrete] [Format=numeric] [Range= 0-19] [Missing=*]
Statistics [NW/ W]	[Valid=2030 /-] [Invalid=36 /-]
Literal question	Q4. What is your religion?

Value	Label	Cases	Percentage
0	Muslim	24	1.2%
6	Catholic	647	31.9%
7	Protestant	315	15.5%
8	Other Christian	92	4.5%
9	Animist	6	0.3%
10	Other religion	29	1.4%
11	Without religion	43	2.1%
17	Kimbanguiste	65	3.2%
18	Eglise du Reveil	772	38.0%
19	Jehovah's witness	37	1.8%
Sysmiss		36	

Warning: these figures indicate the number of cases found in the data file. They cannot be interpreted as summary statistics of the population of interest.

q4a: Other religion

Information	[Type= discrete] [Format=character] [Missing=*./b]
Statistics [NW/ W]	[Valid=25 /-] [Invalid=278 /-]
Universe	If q4 in 10
Literal question	Q4. What is your religion?

File : rdc_qb_general

q4a: Other religion

"Other religion" => Specify

Value	Label	Cases	Percentage
ARME DU SALUT		1	4.0%
BDK (Bundu dia Kongo)		1	4.0%
BRANAMISTE		1	4.0%
ECKANKAR		1	4.0%
ECUSE		1	4.0%
EGLISE DE NOIR		1	4.0%
EGLISE DES NOIRS		3	12.0%
EGLISE DU SAINT ESPRIT		2	8.0%
MPEVA LONGO		1	4.0%
MPEVE Y LONGO		1	4.0%
MUSULMAN		1	4.0%
Muteke		1	4.0%
NEO APOSTOLIQUE		1	4.0%
Nigritisme		1	4.0%
PEYE LONGO		1	4.0%
Pentecotiste		1	4.0%
PentecÃ´tiste		1	4.0%
SAINT DE DERNIERS JOURS		1	4.0%
SCIENTISTE		2	8.0%
TATA WONDA		1	4.0%
VUVAMU		1	4.0%
.		274	
.b		4	

Warning: these figures indicate the number of cases found in the data file. They cannot be interpreted as summary statistics of the population of interest.

q5: Number of brothers

Information	[Type= continuous] [Format=numeric] [Range= 0-9999] [Missing=*]
Statistics [NW/ W]	[Valid=2066 /-] [Invalid=0 /-] [Mean=3.711 /-] [StdDev=2.685 /-]
Pre-question	FAMILY HISTORY: PARENTS, BROTHERS AND SISTERS Now let's talk about your family...
Literal question	Q5. How many brothers have you had in total?
Interviewer's instructions	Take into account all brothers, even if they are not from the same fathers or mothers and even if they are deceased.

q6: Number of sisters

Information	[Type= continuous] [Format=numeric] [Range= 0-9999] [Missing=*]
Statistics [NW/ W]	[Valid=2064 /-] [Invalid=2 /-] [Mean=3.558 /-] [StdDev=2.411 /-]

File : rdc_qb_general

q6: Number of sisters

Literal question	Q6. And how many sisters have you had in total?
Interviewer's instructions	Take into account all sisters, even if they are not from the same fathers or mothers and even if they are deceased.

q7: Are you the first born

Information	[Type= discrete] [Format=numeric] [Range= 0-1] [Missing=*]
Statistics [NW/ W]	[Valid=2059 /-] [Invalid=7 /-]
Literal question	Q7. Are you the first-born of the family?

Value	Label	Cases	Percentage
0	No	1595	77.5%
1	Yes	464	22.5%
Sysmiss		7	

Warning: these figures indicate the number of cases found in the data file. They cannot be interpreted as summary statistics of the population of interest.

q8: Did you father work when you were 15 years old

Information	[Type= discrete] [Format=numeric] [Range= 0-9999] [Missing=*]
Statistics [NW/ W]	[Valid=2022 /-] [Invalid=44 /-]
Literal question	Q8. Did your father work when you were 15 years old?
Post-question	If q8 not in 1 => Go to q10 (Q10)

Value	Label	Cases	Percentage
0	Father unknown or deceased	167	8.3%
1	Yes	1697	83.9%
2	No	158	7.8%
Sysmiss		44	

Warning: these figures indicate the number of cases found in the data file. They cannot be interpreted as summary statistics of the population of interest.

q9: When you were 15, he was

Information	[Type= discrete] [Format=numeric] [Range= 1-9999] [Missing=*]
Statistics [NW/ W]	[Valid=1687 /-] [Invalid=379 /-]
Definition	Answers 1 to 3 => Wage-earner Answers 4 to 7 => Non-wage employment
Universe	If q8 in 1
Literal question	Q9. When you were 15, would you say he was:

Value	Label	Cases	Percentage
1	Higher-level occupation	336	19.9%
2	Skilled employee or worker	573	34.0%
3	Unskilled employee, worker, labourer	355	21.0%
4	Employer	35	2.1%
5	Self-employed (without employees)	387	22.9%
7	Family help	1	0.1%
Sysmiss		379	

Warning: these figures indicate the number of cases found in the data file. They cannot be interpreted as summary statistics of the population of interest.

q10: What was your father's level education

Information	[Type= discrete] [Format=numeric] [Range= 1-9999] [Missing=*]
Statistics [NW/ W]	[Valid=1942 /-] [Invalid=124 /-]

File : rdc_qb_general

q10: What was your father's level education

Literal question Q10. What was your father's level of education?

Value	Label	Cases	Percentage
1	No schooling	215	11.1%
2	Primary school	373	19.2%
3	Secondary studies	640	33.0%
4	Higher education	368	18.9%
5	Vocational	346	17.8%
Sysmiss		124	

Warning: these figures indicate the number of cases found in the data file. They cannot be interpreted as summary statistics of the population of interest.

q11_1: Father nationality 1

Information [Type= discrete] [Format=numeric] [Range= 7777-99527] [Missing=*]

Statistics [NW/ W] [Valid=2063 /-] [Invalid=3 /-]

Literal question Q11. What was or were his nationalities?
First nationality

Value	Label	Cases	Percentage
99131	BELGIUM	3	0.1%
99139	PORTUGAL	1	0.0%
99205	LEBANON	1	0.0%
99312	CONGO (DEMOCRATIC REPUBLIC)	2044	99.1%
99324	CONGO	6	0.3%
99395	ANGOLA	7	0.3%
99404	UNITED STATES	1	0.0%
Sysmiss		3	

Warning: these figures indicate the number of cases found in the data file. They cannot be interpreted as summary statistics of the population of interest.

q11_2: Father nationality 2

Information [Type= discrete] [Format=numeric] [Range= 7777-99527] [Missing=*]

Statistics [NW/ W] [Valid=16 /-] [Invalid=2050 /-]

Literal question Q11. What was or were his nationalities?
Second nationality

Value	Label	Cases	Percentage
96000	FRANCE	1	6.2%
99131	BELGIUM	7	43.8%
99132	UNITED KINGDOM	1	6.2%
99135	NETHERLANDS	1	6.2%
99312	CONGO (DEMOCRATIC REPUBLIC)	3	18.8%
99395	ANGOLA	2	12.5%
99404	UNITED STATES	1	6.2%
Sysmiss		2050	

Warning: these figures indicate the number of cases found in the data file. They cannot be interpreted as summary statistics of the population of interest.

q12: Is he alive

Information [Type= discrete] [Format=numeric] [Range= 0-1] [Missing=*]

Statistics [NW/ W] [Valid=2058 /-] [Invalid=8 /-]

File : rdc_qb_general

q12: Is he alive

Literal question Q12. Is he alive?

Value	Label	Cases	Percentage
0	No	1131	55.0%
1	Yes	927	45.0%
Systemmiss		8	

Warning: these figures indicate the number of cases found in the data file. They cannot be interpreted as summary statistics of the population of interest.

q12a: Year of father death

Information [Type= discrete] [Format=numeric] [Range= 1933-9999] [Missing=*]

Statistics [NW/ W] [Valid=1103 /-] [Invalid=963 /-]

Universe If q12 in 0

Literal question Q12A. In which year did he die?

Value	Label	Cases	Percentage
1936		1	0.1%
1939		2	0.2%
1940		1	0.1%
1942		1	0.1%
1943		1	0.1%
1945		1	0.1%
1946		1	0.1%
1948		5	0.5%
1949		2	0.2%
1950		2	0.2%
1951		3	0.3%
1952		2	0.2%
1953		2	0.2%
1954		3	0.3%
1955		1	0.1%
1956		2	0.2%
1957		2	0.2%
1958		1	0.1%
1959		2	0.2%
1960		12	1.1%
1961		7	0.6%
1962		3	0.3%
1963		6	0.5%
1964		13	1.2%
1965		7	0.6%
1966		7	0.6%
1967		5	0.5%
1968		4	0.4%
1969		9	0.8%
1970		8	0.7%
1971		6	0.5%

File : rdc_qb_general

q12a: Year of father death

Value	Label	Cases	Percentage
1972		13	1.2%
1973		10	0.9%
1974		9	0.8%
1975		11	1.0%
1976		8	0.7%
1977		9	0.8%
1978		11	1.0%
1979		21	1.9%
1980		23	2.1%
1981		18	1.6%
1982		23	2.1%
1983		21	1.9%
1984		15	1.4%
1985		24	2.2%
1986		20	1.8%
1987		25	2.3%
1988		15	1.4%
1989		31	2.8%
1990		37	3.4%
1991		33	3.0%
1992		29	2.6%
1993		27	2.4%
1994		24	2.2%
1995		30	2.7%
1996		33	3.0%
1997		34	3.1%
1998		42	3.8%
1999		35	3.2%
2000		57	5.2%
2001		34	3.1%
2002		38	3.4%
2003		35	3.2%
2004		40	3.6%
2005		20	1.8%
2006		33	3.0%
2007		32	2.9%
2008		40	3.6%
2009		21	1.9%
Sysmiss		963	

Warning: these figures indicate the number of cases found in the data file. They cannot be interpreted as summary statistics of the population of interest.

q13_1: Mother nationality 1

Information	[Type= discrete] [Format=numeric] [Range= 7777-99527] [Missing=*]
Statistics [NW/ W]	[Valid=2065 /-] [Invalid=1 /-]

File : rdc_qb_general

q13_1: Mother nationality 1

Literal question Q13. And what was or were your mother's nationalities?
First nationality

Value	Label	Cases	Percentage
96000	FRANCE	1	0.0%
99131	BELGIUM	5	0.2%
99135	NETHERLANDS	1	0.0%
99238	KOREA (DEMOCRATIC PEOPLE'S REPUBLIC OF)	1	0.0%
99312	CONGO (DEMOCRATIC REPUBLIC)	2046	99.1%
99323	CENTRAL AFRICAN REPUBLIC	1	0.0%
99324	CONGO	4	0.2%
99395	ANGOLA	6	0.3%
Sysmiss		1	

Warning: these figures indicate the number of cases found in the data file. They cannot be interpreted as summary statistics of the population of interest.

q13_2: Mother nationality 2

Information [Type= discrete] [Format=numeric] [Range= 7777-99527] [Missing=*]

Statistics [NW/ W] [Valid=18 /-] [Invalid=2048 /-]

Literal question Q13. And what was or were your mother's nationalities?
Second nationality

Value	Label	Cases	Percentage
96000	FRANCE	2	11.1%
99131	BELGIUM	10	55.6%
99139	PORTUGAL	1	5.6%
99312	CONGO (DEMOCRATIC REPUBLIC)	4	22.2%
99345	TOGO	1	5.6%
Sysmiss		2048	

Warning: these figures indicate the number of cases found in the data file. They cannot be interpreted as summary statistics of the population of interest.

q14: Is she alive

Information [Type= discrete] [Format=numeric] [Range= 0-1] [Missing=*]

Statistics [NW/ W] [Valid=2059 /-] [Invalid=7 /-]

Literal question Q14. Is she alive?

Value	Label	Cases	Percentage
0	No	779	37.8%
1	Yes	1280	62.2%
Sysmiss		7	

Warning: these figures indicate the number of cases found in the data file. They cannot be interpreted as summary statistics of the population of interest.

q14a: Year of mother death

Information [Type= discrete] [Format=numeric] [Range= 1940-9999] [Missing=*]

Statistics [NW/ W] [Valid=760 /-] [Invalid=1306 /-]

Universe If q14 in 0

Literal question Q14A. In which year did she die?

Value	Label	Cases	Percentage
1940		1	0.1%

File : rdc_qb_general

q14a: Year of mother death

Value	Label	Cases	Percentage
1941		1	0.1%
1944		1	0.1%
1945		2	0.3%
1947		1	0.1%
1951		3	0.4%
1954		2	0.3%
1955		1	0.1%
1958		1	0.1%
1959		4	0.5%
1960		1	0.1%
1961		7	0.9%
1962		7	0.9%
1964		1	0.1%
1965		3	0.4%
1966		2	0.3%
1967		2	0.3%
1968		7	0.9%
1969		8	1.1%
1970		4	0.5%
1971		5	0.7%
1972		2	0.3%
1973		7	0.9%
1974		8	1.1%
1975		4	0.5%
1976		13	1.7%
1977		6	0.8%
1978		11	1.4%
1979		3	0.4%
1980		9	1.2%
1981		7	0.9%
1982		12	1.6%
1983		9	1.2%
1984		14	1.8%
1985		8	1.1%
1986		15	2.0%
1987		13	1.7%
1988		15	2.0%
1989		24	3.2%
1990		19	2.5%
1991		15	2.0%
1992		20	2.6%
1993		25	3.3%
1994		27	3.6%

File : rdc_qb_general

q14a: Year of mother death

Value	Label	Cases	Percentage
1995		16	2.1%
1996		23	3.0%
1997		34	4.5%
1998		24	3.2%
1999		30	3.9%
2000		31	4.1%
2001		25	3.3%
2002		17	2.2%
2003		30	3.9%
2004		38	5.0%
2005		27	3.6%
2006		33	4.3%
2007		22	2.9%
2008		33	4.3%
2009		27	3.6%
Sysmiss		1306	

Warning: these figures indicate the number of cases found in the data file. They cannot be interpreted as summary statistics of the population of interest.

q17p: Has your father already lived for at least a year abroad

Information	[Type= discrete] [Format=numeric] [Range= 0-1] [Missing=*]
Statistics [NW/ W]	[Valid=2064 /-] [Invalid=2 /-]
Pre-question	RESIDENCE HISTORY OF FAMILY MEMBERS AND PERSONAL NETWORK Now I would like to talk with you about the countries where your family members or the members of your personal network have lived... Since you were born:
Literal question	Q17P. Has your father already lived for at least a year outside DR Congo?

Value	Label	Cases	Percentage
0	No	1832	88.8%
1	Yes	232	11.2%
Sysmiss		2	

Warning: these figures indicate the number of cases found in the data file. They cannot be interpreted as summary statistics of the population of interest.

q17m: Has your mother already lived for at least a year abroad

Information	[Type= discrete] [Format=numeric] [Range= 0-1] [Missing=*]
Statistics [NW/ W]	[Valid=2066 /-] [Invalid=0 /-]
Literal question	Q17M. And has your mother already lived for at least a year outside DR Congo?

Value	Label	Cases	Percentage
0	No	1868	90.4%
1	Yes	198	9.6%

Warning: these figures indicate the number of cases found in the data file. They cannot be interpreted as summary statistics of the population of interest.

q17f: Has your brother(s) already lived for at least a year abroad

Information	[Type= discrete] [Format=numeric] [Range= 0-1] [Missing=*]
Statistics [NW/ W]	[Valid=2066 /-] [Invalid=0 /-]

File : rdc_qb_general

q17f: Has your brother(s) already lived for at least a year abroad

Literal question Q17F. And one or several of your brothers, have they already lived for at least a year outside DR Congo?

Value	Label	Cases	Percentage
0	No brother	45	2.2%
1	Yes	777	37.6%
2	No	1244	60.2%

Warning: these figures indicate the number of cases found in the data file. They cannot be interpreted as summary statistics of the population of interest.

q17nf: How many brothers already lived for at least a year abroad

Information [Type= continuous] [Format=numeric] [Range= 1-8] [Missing=*]

Statistics [NW/ W] [Valid=1888 /-] [Invalid=178 /-] [Mean=0.722 /-] [StdDev=1.095 /-]

Pre-question If yes:

Literal question Q17nF. How many?

q17s: Has your sister(s) already lived for at least a year abroad

Information [Type= discrete] [Format=numeric] [Range= 0-1] [Missing=*]

Statistics [NW/ W] [Valid=2066 /-] [Invalid=0 /-]

Literal question Q17S. And one or several of your sisters?

Value	Label	Cases	Percentage
0	No sister	40	1.9%
1	Yes	598	28.9%
2	No	1428	69.1%

Warning: these figures indicate the number of cases found in the data file. They cannot be interpreted as summary statistics of the population of interest.

q17ns: How many sisters already lived for at least a year abroad

Information [Type= continuous] [Format=numeric] [Range= 1-13] [Missing=*]

Statistics [NW/ W] [Valid=1856 /-] [Invalid=210 /-] [Mean=0.54 /-] [StdDev=0.981 /-]

Pre-question If yes:

Literal question Q17nS. How many?

q17c: Has your (previous) partner already lived for at least a year abroad

Information [Type= discrete] [Format=numeric] [Range= 0-9999] [Missing=*]

Statistics [NW/ W] [Valid=2066 /-] [Invalid=0 /-]

Literal question Q17C. And one of your partners or previous partners, have they already lived for at least a year outside DR Congo?

Value	Label	Cases	Percentage
0	No partner	138	6.7%
1	Yes	600	29.0%
2	No	1328	64.3%

Warning: these figures indicate the number of cases found in the data file. They cannot be interpreted as summary statistics of the population of interest.

q17nc: How many (previous) partners already lived for at least a year abroad

Information [Type= continuous] [Format=numeric] [Range= 1-6] [Missing=*]

Statistics [NW/ W] [Valid=1943 /-] [Invalid=123 /-] [Mean=0.338 /-] [StdDev=0.565 /-]

Pre-question If yes:

Literal question Q17nC. How many?

File : rdc_qb_general

q17e: Has your child(ren) already lived for at least a year abroad

Information [Type= discrete] [Format=numeric] [Range= 0-9999] [Missing=*]

Statistics [NW/ W] [Valid=2066 /-] [Invalid=0 /-]

Literal question Q17E. And one or several of the children you mentioned?

Value	Label	Cases	Percentage
0	No child	152	7.4%
1	Yes	589	28.5%
2	No	1325	64.1%

Warning: these figures indicate the number of cases found in the data file. They cannot be interpreted as summary statistics of the population of interest.

q17ne: How many children already lived for at least a year abroad

Information [Type= continuous] [Format=numeric] [Range= 1-11] [Missing=*]

Statistics [NW/ W] [Valid=1948 /-] [Invalid=118 /-] [Mean=0.795 /-] [StdDev=1.542 /-]

Pre-question If yes:

Literal question Q17nE. How many?

q17a: Has other relative/friend already lived for at least a year abroad

Information [Type= discrete] [Format=numeric] [Range= 0-1] [Missing=*]

Statistics [NW/ W] [Valid=2065 /-] [Invalid=1 /-]

Literal question Q17A. And other relatives or close friends you could count on, or could have counted on to take you in, or help you to migrate out of DR Congo?

Value	Label	Cases	Percentage
0	No	1032	50.0%
1	Yes	1033	50.0%
Sysmiss		1	

Warning: these figures indicate the number of cases found in the data file. They cannot be interpreted as summary statistics of the population of interest.

q17na: How many other relatives/friends already lived for at least a year abroad

Information [Type= continuous] [Format=numeric] [Range= 1-11] [Missing=*]

Statistics [NW/ W] [Valid=1887 /-] [Invalid=179 /-] [Mean=1.358 /-] [StdDev=1.841 /-]

Pre-question If yes:

Literal question Q17nA. How many?

q17t: Total

Information [Type= continuous] [Format=numeric] [Range= 0-21] [Missing=*]

Statistics [NW/ W] [Valid=2066 /-] [Invalid=0 /-] [Mean=3.661 /-] [StdDev=3.591 /-]

Literal question Q17T. Total:

Post-question
 - If Q17T = 0 (No member of the family or the personal network lived outside DR Congo for at least one year) => Go to RELATIONSHIPS MODULE Page 10
 - Otherwise => Describe the trajectory of each person, NEXT PAGE

q100: Number of partnerships

Information [Type= continuous] [Format=numeric] [Range= 0-9999] [Missing=*]

Statistics [NW/ W] [Valid=2066 /-] [Invalid=0 /-] [Mean=1.008 /-] [StdDev=0.649 /-]

Source Interviewer

Pre-question MODULE: RELATIONSHIPS

File : rdc_qb_general**# q100: Number of partnerships**

	I WOULD NOW LIKE TO ASK YOU SOME MORE QUESTIONS ABOUT YOUR RELATIONSHIPS.
Literal question	100. You have had _ _ relationships.
Interviewer's instructions	Count in the AGEVEN (column 2.1) the number of periods of relationship.

# q200: Number of children			
Information	[Type= continuous] [Format=numeric] [Range= 0-9999] [Missing=*]		
Statistics [NW/ W]	[Valid=2066 /-] [Invalid=0 /-] [Mean=3.642 /-] [StdDev=3.137 /-]		
Source	Interviewer		
Pre-question	MODULE: CHILDREN		
Literal question	200.		
Post-question	NOW I WOULD LIKE TO ASK A FEW QUESTIONS ABOUT THE CHILDREN WE MENTIONED BEFORE. SO YOUR FIRST CHILD IS...		
Interviewer's instructions	Count the number of all the children (biological, foster, adopted) in AGEVEN (Column 2.2): __ _ children.		
# q300: Number of houses			
Information	[Type= continuous] [Format=numeric] [Range= 1-9999] [Missing=*]		
Statistics [NW/ W]	[Valid=2066 /-] [Invalid=0 /-] [Mean=5.015 /-] [StdDev=2.493 /-]		
Source	Interviewer		
Pre-question	MODULE: HOUSING HISTORY LET'S COME BACK TO THE HOUSES WHERE YOU HAVE LIVED.		
Literal question	300. YOU HAVE THUS LIVED IN __ _ HOUSES.		
Interviewer's instructions	Count in the AGEVEN (column 3.1)		
# q18: Which is the last school year you attended			
Information	[Type= discrete] [Format=numeric] [Range= 0-2147483624] [Missing=*]		
Statistics [NW/ W]	[Valid=2061 /-] [Invalid=5 /-]		
Literal question	Q18. Let's talk about your studies: Which is the last school year you attended?		
Post-question	If q18 in 0, 1, 2, 3, 4, 5, 6, 7, 8, 9 => Go to next page		
Interviewer's instructions	- If EGO has no formal education: Encircle the code 00 below - If EGO has some formal education: Encircle the corresponding code		
Value	Label	Cases	Percentage
0	None	41	2.0%
3	Primary school	2	0.1%
4	Primary school	9	0.4%
5	Primary school	20	1.0%
6	Primary school	22	1.1%
7	Primary school	28	1.4%
8	Primary school	44	2.1%
9	Primary school	102	4.9%
10	Orientation cycle	57	2.8%
11	Orientation cycle	111	5.4%
12	Classics	131	6.4%
13	Classics	193	9.4%
14	Classics	166	8.1%
15	Classics	459	22.3%
16	Superior-Graduat	62	3.0%
17	Superior-Graduat	72	3.5%
18	Superior-Graduat	285	13.8%
19	Superior-Licence	19	0.9%
20	Superior-Licence	180	8.7%

q18: Which is the last school year you attended

Value	Label	Cases	Percentage
21	DES-DEA	14	0.7%
22	DES-DEA	22	1.1%
23	PhD	1	0.0%
24	PhD	5	0.2%
25	PhD	3	0.1%
26	PhD	1	0.0%
27	PhD	12	0.6%
Sysmiss		5	

Warning: these figures indicate the number of cases found in the data file. They cannot be interpreted as summary statistics of the population of interest.

q19: Do you have a diploma

Information	[Type= discrete] [Format=numeric] [Range= 0-1] [Missing=*]
Statistics [NW/ W]	[Valid=1792 /-] [Invalid=274 /-]
Universe	If q18 in 10, 11, 12, 13, 14, 15, 16, 17, 18, 19, 20, 23, 24, 25, 26, 27
Literal question	Q19. Do you have a diploma?

Value	Label	Cases	Percentage
0	No	187	10.4%
1	Yes	1605	89.6%
Sysmiss		274	

Warning: these figures indicate the number of cases found in the data file. They cannot be interpreted as summary statistics of the population of interest.

q19d: Which is the highest diploma you have attained

Information	[Type= discrete] [Format=character] [Missing=*/.b]
Statistics [NW/ W]	[Valid=1604 /-] [Invalid=1 /-]
Universe	If q18 in 10, 11, 12, 13, 14, 15, 16, 17, 18, 19, 20, 23, 24, 25, 26, 27 If q19 in 1
Literal question	Q19D. Which is the highest diploma you have attained? Plain text answer

Value	Label	Cases	Percentage
2e candi		1	0.1%
3eme Candi		1	0.1%
4eme humanite		1	0.1%
4eme secondaire		1	0.1%
6e secondaire		1	0.1%
A LEVELS		1	0.1%
A2		1	0.1%
A2 DIPLOME PROFESSIONNE		1	0.1%
A3		1	0.1%
ACCES A LA RADIOGRAPHIE		1	0.1%
ATTESTATION ETUDE INCOMPLETE		1	0.1%
ATTESTATION D ETUDES INCOMPLETES		1	0.1%

q19d: Which is the highest diploma you have attained

Value	Label	Cases	Percentage
ATTESTATION DES ETUDE INCOMPLETE		1	0.1%
ATTESTATION DES ETUDES INCOMPLETES		1	0.1%
Auxiliaire polyvalente		1	0.1%
Auxilliaire		1	0.1%
BA (HONS)		1	0.1%
BA HONS		1	0.1%
BAC		2	0.1%
BACCALAUREA		4	0.2%
BACHELOR DEGREE		1	0.1%
BRET EN SECRETARIAT		1	0.1%
BREVET		103	6.4%
BREVET D APTITUDE4 PROFESSIONNE		1	0.1%
BREVET (cycle court)		1	0.1%
BREVET APTITUDE		1	0.1%
BREVET APTITUDE PROFESSIONNE		1	0.1%
BREVET C O		3	0.2%
BREVET CAPACITAIRE		1	0.1%
BREVET CO		3	0.2%
BREVET COUPE ET COUTURE		1	0.1%
BREVET CYCLE LONG		1	0.1%
BREVET D APTITUDE PROFESSIONNE		3	0.2%
BREVET D APTITUDE PROFESSIONNE		2	0.1%
BREVET D APTITUDES PROFESSIONNE		1	0.1%
BREVET D'ETUDES SECONDAIRES		1	0.1%
BREVET DAPTITUDE DE PROFESSIONNE		1	0.1%

q19d: Which is the highest diploma you have attained

Value	Label	Cases	Percentage
BREVET DE CYCLE D ORIENTATION		1	0.1%
BREVET DU CO		2	0.1%
BREVET DU CYCLE D ORIENTATION		1	0.1%
BREVET DU PRIMAIRE		1	0.1%
BREVET EN MECANIQUE		1	0.1%
BREVET PROFESSIONNE		1	0.1%
BREVET SPECIAL		1	0.1%
BREVETD APTITUDE PROFESSIONNE		1	0.1%
BSC		2	0.1%
BTEC		1	0.1%
BTEC TRAVEL OPERATION		1	0.1%
BTECH DIPLOMA		1	0.1%
Bac +2		1	0.1%
Baccalaureat		1	0.1%
Bachelier (=graduat)		1	0.1%
Brevet		1	0.1%
Brevet d'officier (licence)		1	0.1%
Brevets Å %otudes primaires		1	0.1%
CAPACITARIAT		1	0.1%
CCERTIFICAT		1	0.1%
CERTIFICAT		2	0.1%
CERTICAT		2	0.1%
CERTIFIAT		1	0.1%
CERTIFICAT		250	15.6%
CERTIFICAT D'ECOLE PRIMAIRE		1	0.1%
CERTIFICAT D'ETUDE PRIMAIRE		2	0.1%
CERTIFICAT D'ETUDES PRIMAIRES		2	0.1%
CERTIFICAT D'ETUDES PRIMAIRES		2	0.1%

q19d: Which is the highest diploma you have attained

Value	Label	Cases	Percentage
CERTIFICAT ATTESTATION DE REUSSITE		1	0.1%
CERTIFICAT BREVET C O		1	0.1%
CERTIFICAT D ECOLE PRIMAIRE		10	0.6%
CERTIFICAT D ECOLE PRMIAIRE		1	0.1%
CERTIFICAT D EP		1	0.1%
CERTIFICAT D ETUDE PRIMAIRE		1	0.1%
CERTIFICAT D ETUDE PRIMAIRE		27	1.7%
CERTIFICAT D ETUDES PRIMAIRES		16	1.0%
CERTIFICAT D'ETUDE PRIMAIRE		1	0.1%
CERTIFICAT D'ETUDE PRIMAIRE		1	0.1%
CERTIFICAT D'ETUDES PRIMAIRES		1	0.1%
CERTIFICAT D'ETUDES PRIMAIRES		1	0.1%
CERTIFICAT DE 6 PRIMAIRE		1	0.1%
CERTIFICAT DE L ECOLE PRIMAIRE		1	0.1%
CERTIFICAT DE L ECOLE PRIMAIRE		1	0.1%
CERTIFICAT DE PRIMAIRE		1	0.1%
CERTIFICAT DECOLE PRIMAIRE		7	0.4%
CERTIFICAT DEOLE PRIMAIRE		1	0.1%
CERTIFICAT DETUDE		1	0.1%
CERTIFICAT DETUDE INCOMPLET		1	0.1%

q19d: Which is the highest diploma you have attained

Value	Label	Cases	Percentage
CERTIFICAT DETUDE PRIMAIRE		4	0.2%
CERTIFICAT DETUDES PRIMAIRE		1	0.1%
CERTIFICAT ECOLE NORMALE		1	0.1%
CERTIFICAT ECOLE PRIMAIRE		6	0.4%
CERTIFICAT ETUDES PRIMAIRES		1	0.1%
CERTIFICAT PRIMAIRE		4	0.2%
CERTIFICCAT		1	0.1%
CERTIFICAT		1	0.1%
CERTIIFICAT		1	0.1%
CESS		4	0.2%
CESTIFICAT		1	0.1%
CRETIFICAT D ECOLE PRIMAIRE		1	0.1%
Certificat		1	0.1%
Certificat / Brevet		1	0.1%
Certificat d'etudes primaires		1	0.1%
Certificat d'etudes sup.		1	0.1%
Certificat de specialisation		1	0.1%
D ETAT		2	0.1%
D4		3	0.2%
D4 BREVET		1	0.1%
DEA		16	1.0%
DEA EN SCIENCES D INFORMATION		1	0.1%
DES		9	0.6%
DIIPLOME D ETAT		1	0.1%
DILPOME D ETAT		1	0.1%
DIPLMOME DETAT		1	0.1%
DIPLOMA		1	0.1%
DIPLOME		14	0.9%
DIPLOME D ETAT		5	0.3%

q19d: Which is the highest diploma you have attained

Value	Label	Cases	Percentage
DIPLOME D'ETAT		19	1.2%
DIPLOME DE GRADUAT		2	0.1%
DIPLOME DE LICENCE		3	0.2%
DIPLOME 4ANS POST PRIMAIRE		1	0.1%
DIPLOME A2		2	0.1%
DIPLOME A2 EQUIVALENT DIPLOME D ETAT		1	0.1%
DIPLOME D EAT		1	0.1%
DIPLOME D ETA		1	0.1%
DIPLOME D ETAT		325	20.3%
DIPLOME D ETAT (BAC)		1	0.1%
DIPLOME D ETAT (BACCALAURE.		1	0.1%
DIPLOME D ETUDE APPROFONDIE		1	0.1%
DIPLOME D ETUDES PROFESSIONNE		1	0.1%
DIPLOME D ETUDES SUPERIEUR		1	0.1%
DIPLOME D INFIRMIERE A3		1	0.1%
DIPLOME D INSTITUTRICE		1	0.1%
DIPLOME D OFFICIER MILLITAIRE		1	0.1%
DIPLOME D'ETAT		8	0.5%
DIPLOME D'ETUDES SUPERIEURES		1	0.1%
DIPLOME D'INFIRMIER		1	0.1%
DIPLOME DE FIN D ETUDES SECONDAIRES		2	0.1%
DIPLOME DE FIN D'ETUDES SECONDAIRES		1	0.1%

q19d: Which is the highest diploma you have attained

Value	Label	Cases	Percentage
DIPLOME DE GRADUAT		24	1.5%
DIPLOME DE GRAGUAT		1	0.1%
DIPLOME DE GREDUAT		1	0.1%
DIPLOME DE L ECOLE PROFESSIONNE		1	0.1%
DIPLOME DE LICENCE		13	0.8%
DIPLOME DE MENAGERE		1	0.1%
DIPLOME DE SECRETARIAT		1	0.1%
DIPLOME DETAT		69	4.3%
DIPLOME DETAT NORMALE		1	0.1%
DIPLOME EN SCIENCES INFIRMIERES		1	0.1%
DIPLOME EN SOIN INFIRMIER		1	0.1%
DIPLOME ETAT		9	0.6%
DIPLOME GRADUAT		1	0.1%
DIPLOME ORDINAIRE		1	0.1%
DIPLOME PROFESSIONNE		1	0.1%
DIPLOME SECONDAIRE CYCLE INFERIEUR		1	0.1%
DIPLOMEE		1	0.1%
DIPLOMEE D ETAT		2	0.1%
DIPLOMPE D ETAT		1	0.1%
DIPLOME D ETAT		1	0.1%
Diplôme d'études secondaires		1	0.1%
DOCTEUR		1	0.1%
DOCTORAT		5	0.3%
DOPLOME D ETAT		1	0.1%
Diplome d'Etat / Diplôme		1	0.1%

q19d: Which is the highest diploma you have attained

Value	Label	Cases	Percentage
preparatoire en polytech 1984			
Diplome d'Etat		2	0.1%
Diplome d'aide soignante		1	0.1%
Diplome d'État		4	0.2%
Diplôme d'ETat		1	0.1%
Diplôme d'Etat		9	0.6%
Diplôme d'etat		1	0.1%
Diplôme d'études supérieures courtes		1	0.1%
Diplôme d'orientation		1	0.1%
Diplôme d'État		7	0.4%
Diplôme de cycle court (menagere pedagogique)		1	0.1%
Diplôme de secondaire		1	0.1%
Diplôme du secondaire		1	0.1%
Diplôme professionnel (copacitaire)		1	0.1%
Diplôme secondaire supérieure + deux ans de sciences mathematiques		1	0.1%
Doctorat		3	0.2%
Doctorat (en medecine)		1	0.1%
ETUDES PROFESSIONNE		1	0.1%
Examen d'Etat		1	0.1%
FOUNDATION DEGREE		1	0.1%
Fin d'études secondaire		1	0.1%
Formation auxiliaire polyvalente		1	0.1%
GNVQ		1	0.1%
GRADUAT		161	10.0%
GRADUAT A L'USAM		1	0.1%

q19d: Which is the highest diploma you have attained

Value	Label	Cases	Percentage
GRADUAT CBS INGENIEUR		1	0.1%
GRADUAT EN TECHNIQUE		1	0.1%
GRADUAT GENIE CIVIL		1	0.1%
GRADUAT INGENIEUR		1	0.1%
GRADUAT SECRETAIRE MEDICAL		1	0.1%
GRADUE		9	0.6%
GRADUE EN INFORMATIQUE		1	0.1%
GRADUE EN MECANIQUE		1	0.1%
GRADUEE		4	0.2%
GRADUEE EN ECONOMIE		1	0.1%
Graduat		40	2.5%
Humaniste		1	0.1%
Humanite superieure		1	0.1%
Humanites		1	0.1%
INGENIEUR		1	0.1%
Ingenieur		2	0.1%
Institutrice		1	0.1%
LICENCE		77	4.8%
LICENCE ECONOMIE		1	0.1%
LICENCE EN ECONOMIE		1	0.1%
LICENCIE		10	0.6%
LICENCIE EN DROIT ET THEOLOGIE		1	0.1%
LICENCIEE		2	0.1%
LICENCIER		1	0.1%
Licence		1	0.1%
Licence		24	1.5%
Licence complementaire		1	0.1%
Licence speciales (DES)		1	0.1%
Licence universitaire		1	0.1%
Licence-Agrege		1	0.1%
MAITRISE EN COMMUNICATI DEA		1	0.1%

q19d: Which is the highest diploma you have attained

Value	Label	Cases	Percentage
MAITRISE EN SCIENCES POLITIQUES		1	0.1%
MASTER		1	0.1%
MEDECIN		1	0.1%
Master		4	0.2%
Master complementaire		2	0.1%
Master complementaire (DES)		1	0.1%
Master en sciences economiques		1	0.1%
PGCE		2	0.1%
Regendat		1	0.1%
Secondaire (cycle orientation)		1	0.1%
Secondaire superieur		4	0.2%
Secrtaire ecole de monitrice		1	0.1%
TECHNIQUE		1	0.1%
agregation		1	0.1%
bac		1	0.1%
brevet (fin de 4 ans d'etudes)		1	0.1%
certificat		1	0.1%
certificat (cycle non formel)		1	0.1%
cycle inferieur		1	0.1%
diplome d'État		1	0.1%
diplome de secondaire		1	0.1%
diplôme d'Etat		1	0.1%
diplôme d'etat		3	0.2%
diplôme du cycle d'orientation		1	0.1%
diplôme secondaire inferieur		1	0.1%
doctorat		2	0.1%
etudes secondaires		1	0.1%
graduat		20	1.2%
humanites		1	0.1%
licence		29	1.8%
master		1	0.1%

# q19d: Which is the highest diploma you have attained			
Value	Label	Cases	Percentage
master en droits de l'homme		1	0.1%
niveau superieur court		1	0.1%
secondaire		2	0.1%
secondaire inferieure		1	0.1%
specialisation - DES		1	0.1%
Ã%otudes secondaires inferieures		1	0.1%
.b		1	
<i>Warning: these figures indicate the number of cases found in the data file. They cannot be interpreted as summary statistics of the population of interest.</i>			
# q19d_c1: Highest diploma level 1			
Information	[Type= discrete] [Format=numeric] [Range= 1-4] [Missing=*]		
Statistics [NW/ W]	[Valid=1604 /-] [Invalid=462 /-]		
Universe	If q18 in 10, 11, 12, 13, 14, 15, 16, 17, 18, 19, 20, 23, 24, 25, 26, 27 If q19 in 1		
Literal question	Q19D. Which is the highest diploma you have attained? Recorded diploma 1		
Notes	Coded variable on highest diploma from the open question q19d		
Value	Label	Cases	Percentage
1	Primary education degree	363	22.6%
2	Secondary education degree	706	44.0%
3	Tertiary education degree	535	33.4%
Sysmiss		462	
<i>Warning: these figures indicate the number of cases found in the data file. They cannot be interpreted as summary statistics of the population of interest.</i>			
# q19d_c2: Highest diploma level 2			
Information	[Type= discrete] [Format=numeric] [Range= 4-40] [Missing=*]		
Statistics [NW/ W]	[Valid=1604 /-] [Invalid=462 /-]		
Universe	If q18 in 10, 11, 12, 13, 14, 15, 16, 17, 18, 19, 20, 23, 24, 25, 26, 27 If q19 in 1		
Literal question	Q19D. Which is the highest diploma you have attained? Recorded diploma 2		
Notes	Coded variable on highest diploma from the open question q19d		
Value	Label	Cases	Percentage
11	Primary education degree	363	22.6%
21	Lower secondary education degree	162	10.1%
22	Upper secondary education degree	544	33.9%
31	First stage of tertiary education	292	18.2%
32	Second stage of tertiary education	232	14.5%
33	PhD	11	0.7%
Sysmiss		462	
<i>Warning: these figures indicate the number of cases found in the data file. They cannot be interpreted as summary statistics of the population of interest.</i>			

# q19e: In which discipline			
Information		[Type= discrete] [Format=character] [Missing=*/.b]	
Statistics [NW/ W]		[Valid=1487 /-] [Invalid=118 /-]	
Universe		If q18 in 10, 11, 12, 13, 14, 15, 16, 17, 18, 19, 20, 23, 24, 25, 26, 27 If q19 in 1	
Literal question		Q19E. In which discipline? Plain text answer	
Value	Label	Cases	Percentage
1		1	0.1%
71		1	0.1%
8PRIMAIRE		1	0.1%
ADMINISTRATI		1	0.1%
AGRICULTURE		1	0.1%
AGRICULTURE GENERALE		1	0.1%
AGRONOMIE		4	0.3%
AGROVETERIN.		1	0.1%
ANALYSE NUMERIQUE		1	0.1%
ANGLAIS		2	0.1%
ARCHITECTURI INTERIEUR		1	0.1%
ART ET METIER		1	0.1%
ART PLASTIQUE		1	0.1%
ARTILLERIE		1	0.1%
ARTISANALE MENSUIER MACON		1	0.1%
AUTO ECOLE		1	0.1%
AVIATION		1	0.1%
AVIATION MILITAIRE		1	0.1%
Aide familiale		1	0.1%
Aide soignante		2	0.1%
Aide-soignante		1	0.1%
Anthropologie		1	0.1%
Armee		1	0.1%
Art dramatique		1	0.1%
Assistant social		2	0.1%
Auxiliaire polyvalente		1	0.1%
B IOCHIMIE		1	0.1%
BATIMENT		2	0.1%
BIO CHIMIE		9	0.6%
BIOCHIMIE		11	0.7%
BIOGIE CHIMIE		1	0.1%
BIOLOGIE		1	0.1%

q19e: In which discipline

Value	Label	Cases	Percentage
BIOLOGIE CHIMIE		2	0.1%
BIOLOGIE APPLIQUEE		1	0.1%
BIOLOGIE CHIMIE		17	1.1%
BIOLOGIE/ PEDAGOGIE APPLIQUEE		1	0.1%
BUSINESS		1	0.1%
Biochimie		1	0.1%
Biologie-chimie		1	0.1%
Biologie/Chimie		1	0.1%
C O		1	0.1%
C.O		1	0.1%
CEMMERCIALE ET ADMINISTRATI		1	0.1%
CHAUFFEUR		2	0.1%
CHIMIE		2	0.1%
CHIMIE BIOLOGIE		3	0.2%
CHIMIE ORGANIQUE		1	0.1%
CO		3	0.2%
COMMERCE		1	0.1%
COMMERCIAL		15	1.0%
COMMERCIAL ET ADMINISTRATI		2	0.1%
COMMERCIAL ET ADMINISTRATI		1	0.1%
COMMERCIALE		59	4.0%
COMMERCIALE ET ADMINISTRATI		1	0.1%
COMMERCIALE ET ADMNISTRATIV		1	0.1%
COMMERCIALE ADMINISTRATI		4	0.3%
COMMERCIALE ET ADMINISTRATI		1	0.1%
COMMERCIALE ET ADMINISTRATI		4	0.3%
COMMERCIALE ET ADMINISTRATI		1	0.1%

q19e: In which discipline

Value	Label	Cases	Percentage
COMMERCIALE ET ADMINISTRATI		34	2.3%
COMMERCIALE ETE ADMINISTRATI		1	0.1%
COMMERCIALE		5	0.3%
COMMERCIAL ET ADMINISTRATI		1	0.1%
COMMERCIAL		1	0.1%
COMMERSIAL ET ADMINISTRATI		1	0.1%
COMMRCIALES ET ADMNPSTRAT		1	0.1%
COMMUNICATI SOCIALE		2	0.1%
COMPOTABILIT		1	0.1%
COMPTABILITE		3	0.2%
COMPTABILITE PUBLIQUE		1	0.1%
CONSTRUCTION		3	0.2%
CORRESPONDA FRANCAISES		1	0.1%
COUPE ET COUTURE		1	0.1%
COUPE COUTURE		11	0.7%
COUPE ET COUPURE		1	0.1%
COUPE ET COUTURE		29	2.0%
COUTURE		6	0.4%
COUTURE A LA USAM		1	0.1%
COUTURE STYLISME		1	0.1%
CRIMINOLOGIE		1	0.1%
CYCLE D ORIENTATION		1	0.1%
CYCLE D'ORIENTATIO		1	0.1%
CYCLE ORIENTATION		1	0.1%
CYCLE D ORIENTATON		2	0.1%
CYCLE D ORIENTATON		1	0.1%
CYCLE D ORIENTATION		17	1.1%

q19e: In which discipline

Value	Label	Cases	Percentage
CYCLE D ORIENTATION,		1	0.1%
CYCLE D'ORIENTATION		1	0.1%
CYCLE DORIENTATION		1	0.1%
CYCLE ORIENTATION		1	0.1%
CYCLE PRIMAIRE		1	0.1%
Commerce exterieur		1	0.1%
Commercial		1	0.1%
Commercial et administratif		1	0.1%
Commerciale et administrative		1	0.1%
Comptabilite		1	0.1%
Coupe et couture		2	0.1%
Coupe-couture		1	0.1%
D ECOLE PRIMAIRE		1	0.1%
D ETUDE PRIMAIRE		1	0.1%
DE L ECOLE PRIMAIRE		8	0.5%
DEGREE BUSINESS ACCOUNTING		1	0.1%
DEVELOPPEME RURAL		1	0.1%
DROIT		21	1.4%
DROIT ECONOMIQUE		2	0.1%
DROIT ECONOMIQUE ET SOCIAL		1	0.1%
DROIT JUDICIAIRE PRIVE		1	0.1%
DROIT PUBLIC		1	0.1%
DROIT PUBLIC ET THEOLOGIQUE		1	0.1%
Demographie		1	0.1%
Didactique des discipline: biologie		1	0.1%
Droit		7	0.5%
Droit economique		1	0.1%
Droit et Sciences politiques		1	0.1%

q19e: In which discipline

Value	Label	Cases	Percentage
Droit international public		1	0.1%
Droit public		1	0.1%
Droits de l'Homme		1	0.1%
ECOLE PRIMAIRE		2	0.1%
ECOLE MENAGERE		1	0.1%
ECOLE PRIMAERE		1	0.1%
ECOLE PRIMAIRE		110	7.4%
ECOLE PRIOMAIR		1	0.1%
ECOLE RPIMAIRE		1	0.1%
ECOLE SECONDAIRE		1	0.1%
ECOLE PRIMAIRE		6	0.4%
ECONOMIE		17	1.1%
ECONOMIE DE LA SANTE		1	0.1%
ECONOMIE FINANCIERE		2	0.1%
ECONOMIE GESTION DE L'ENTREPRISE		1	0.1%
ECONOMIE MATHÉMATIQUE		1	0.1%
EDUCATION DES ENFANTS		1	0.1%
EDUCATION PHYSIQUE		2	0.1%
ELECTRICITE		32	2.2%
ELECTRICITE GENERALES		1	0.1%
ELECTRICITE GENERALE		3	0.2%
ELECTRICITE INDUSTRIELLE		4	0.3%
ELECTRIQUE		1	0.1%
ELECTRO MECANIQUE		3	0.2%
ELECTRO MEPCANIQUE		1	0.1%
ELECTROMECA		5	0.3%
ELECTRONIQUE		8	0.5%
ELECTRONIQUE		1	0.1%
EN SECRETARIAT		1	0.1%

q19e: In which discipline

Value	Label	Cases	Percentage
EN CHIMIE		1	0.1%
EN DROIT		1	0.1%
EN INFORMATIQUE		1	0.1%
EN SCIENCE COMMERCIALE		1	0.1%
EN TELECOMMUNICATIONS		1	0.1%
EN THEOLOGIE		1	0.1%
ENSEIGNANCE, PEDAGOGIQUE		1	0.1%
ENSEIGNANT		1	0.1%
ENSEIGNEMENT		1	0.1%
ENSEIGNER		1	0.1%
ETUDE PRIMAIRE		26	1.7%
ETUDE PRIMAIRES		1	0.1%
ETUDES PRIMAIRES		1	0.1%
ETUDES PRIMAIRE		1	0.1%
ETUDES PRIMAIRES		7	0.5%
ETUDES EUROPEENNES		1	0.1%
ETUDES PRIMAIRES		1	0.1%
ETUDES PRIMAIRE		4	0.3%
ETUDES PRIMAIRES		58	3.9%
ETUDES PRIMAIRES		1	0.1%
EUDE PRIMAIRE		1	0.1%
Economie		1	0.1%
Economie sociale		1	0.1%
Electricite		1	0.1%
Electromecanique		1	0.1%
Electronique		1	0.1%
Enseignement		1	0.1%
Etudes commerciales et admi.		1	0.1%
Experte Comptable		1	0.1%
FASHION DESIGN		2	0.1%
FERRAILLEUR		1	0.1%

q19e: In which discipline

Value	Label	Cases	Percentage
FINANCE		2	0.1%
FINANCE PUBLIQUE		1	0.1%
FINANCES		3	0.2%
FISCALITE		1	0.1%
FOPA		1	0.1%
FORMATION MENAGERE		1	0.1%
FRANCAIS ET LINGUISTIQUE		1	0.1%
FRANCAIS LINGUISTIQUE		2	0.1%
FRANCAIS LINGUISTIQUE AFRICAINE		2	0.1%
FROID		1	0.1%
Filiere generale		1	0.1%
Fin secondaire generale		1	0.1%
GENERALE		2	0.1%
GENIE CIVIL		1	0.1%
GENOLOGIE		1	0.1%
GEOGRAPHIE		2	0.1%
GESTION		3	0.2%
GESTION FINANCIERE ET COMPTABILITE		1	0.1%
GESTION COMMERCIALE ET FINANCIERE		1	0.1%
GESTION D ENTREPRISE		1	0.1%
GESTION DES AFFAIRES		1	0.1%
GESTION DES ENTREPRISES		2	0.1%
GESTION DES INSTITUTIONS DE SANTE		1	0.1%
GESTION DES INSTUTUTIONS SANITAIRES		1	0.1%
GESTION DES INTITUTIONS DE SANTE		1	0.1%
GESTION ET ADMINISTRATI		1	0.1%
GESTION ET COMMERCE INTERNATIONA		1	0.1%

q19e: In which discipline

Value	Label	Cases	Percentage
GESTION FINANCIERE		11	0.7%
GESTION HOSPITALIERE		1	0.1%
GESTION INFORMATIQUE		1	0.1%
General		2	0.1%
Gestion des PME		1	0.1%
Gestion des ressources humaines		1	0.1%
Gestion des risques naturels et industriels		1	0.1%
Gestion du personnel		2	0.1%
Gestion duaniere		1	0.1%
Gestion hospitaliere et Education a la sante		1	0.1%
Gestion integree des ressources hydriques		1	0.1%
HISTOIRE ET SCIENCES SOCIALES		1	0.1%
HOSPITALIERE		1	0.1%
HOTELERIE		1	0.1%
HOTELLERIE		1	0.1%
HOTELLERIE RESTAURATION		1	0.1%
HOTESSE		1	0.1%
HOTESSE D ACCUEIL		1	0.1%
HOTESSE DE L AIR		2	0.1%
HUMANITE PEDAGOGIQUE		1	0.1%
HUMANITES LITTERAIRES		1	0.1%
Histoire et Sc. Sociales		1	0.1%
Humanite		1	0.1%
Humanites generales		1	0.1%
Hydraulique, pneumatique - Diesel		1	0.1%
INFIRMERIE		1	0.1%
INFIRMIER		3	0.2%
INFIRMIERE		2	0.1%

q19e: In which discipline

Value	Label	Cases	Percentage
INFIRMIERE ACCOUCHEUSE		1	0.1%
INFORMATION MANAGEMENT		1	0.1%
INFORMATIQUE		9	0.6%
INFORMATIQUE DE GESTION		7	0.5%
IT		1	0.1%
Informatique		1	0.1%
Informatique & Programmation		1	0.1%
Informatique : analyse des programmes		1	0.1%
Ingenieur civil telecom- electronique		1	0.1%
Ingenieur en aviation civil		1	0.1%
JOURNALISME		3	0.2%
JOURNALISTE		1	0.1%
Journalisme		1	0.1%
KINESITHERAP		1	0.1%
LABO		2	0.1%
LABORATOIRE		4	0.3%
LABORATOIRE NMEDICAL		1	0.1%
LATIN		1	0.1%
LATIN PHILO		4	0.3%
LATIN, PHILOSOPHIE		1	0.1%
LETTRES		1	0.1%
LINGUISTIQUE		1	0.1%
LITERAIRE		1	0.1%
LITTERAIRE		11	0.7%
LITTERAIRE LATIN PHILO		1	0.1%
LITTERAIRES		1	0.1%
LITTERIARE		1	0.1%
LITTERRAIRE		1	0.1%
LOGISTIQUE MILITAIRE		1	0.1%
LOI		1	0.1%
Latin - Philo		1	0.1%
Lettres		1	0.1%
Litteraire		1	0.1%
MAITRISE EN COMMUNICATI		1	0.1%
MANAGEMENT		1	0.1%

q19e: In which discipline

Value	Label	Cases	Percentage
MANANGEMEN		1	0.1%
MARKETING		7	0.5%
MATH PHYSIQUE		1	0.1%
MATH INFORMATIQUE		1	0.1%
MATH PHYS		1	0.1%
MATH PHYSIQUE		12	0.8%
MATH- PHYSIQUE		1	0.1%
MATH- PHYSIQUE		1	0.1%
MATHEMATIQUE PHYSIQUE		2	0.1%
MATHEMATIQUE		2	0.1%
MATHEMATIQUE PHYSIQUE		2	0.1%
MATHES - PHYSIQUE		1	0.1%
MECANIQUE		14	0.9%
MECANIQUE AUTO		3	0.2%
MECANIQUE AUTOMOBILE		2	0.1%
MECANIQUE GENERAL		1	0.1%
MECANIQUE GENERALE		21	1.4%
MECANIQUE INDUSTRIELLE		1	0.1%
MEDECINE		4	0.3%
MEDECINE GENERALE		1	0.1%
MEDICALE		1	0.1%
MEDICINE		1	0.1%
MENAGERE		2	0.1%
MENAGERE PEDAGOGIQUE		1	0.1%
MENUISERIE		3	0.2%
MILLITAIRE		1	0.1%
MODELISTE		1	0.1%
MRKETING		1	0.1%
Marketing		2	0.1%
Math physique		1	0.1%
Math-Physique		1	0.1%
Math/Physique		1	0.1%
Mecanique		1	0.1%
Medecine		2	0.1%

q19e: In which discipline

Value	Label	Cases	Percentage
Medecine generale		1	0.1%
NUTRITION		1	0.1%
NUTRITION DIETETIQUE		1	0.1%
NUTRITION ET DIETETIQUE		1	0.1%
OPERATION DE BANQUE ET DE BOURSE		1	0.1%
ORIENTATION SCOLAIRE		1	0.1%
ORIENTATION		1	0.1%
ORIENTATION SCOLAIRE ET PROFFETIONNE		1	0.1%
Option commerce		1	0.1%
PAS DE DISCIPLINES POUR ETUDES PRIMAIRES		1	0.1%
PEDA GENERALE		3	0.2%
PEDAGOGIE		58	3.9%
PEDAGOGIE GENERALE		2	0.1%
PEDAGOGIE APPLIQUEE/ FRANCAIS		1	0.1%
PEDAGOGIE ECOLE NORMAL		1	0.1%
PEDAGOGIE EDUCATION PHYSIQUE		1	0.1%
PEDAGOGIE GENERAL		2	0.1%
PEDAGOGIE GENERALE		57	3.8%
PEDAGOGIE,		1	0.1%
PEDAGOGIQUE		7	0.5%
PEDAGOGIQUE GENERALE		2	0.1%
PEDEGOGIE GENERALE		1	0.1%
PEGOGIE GENERALE		1	0.1%
PETROLIBRE		1	0.1%
PHARMACIE		2	0.1%
PHILOSOPHIE		4	0.3%
PHILOSOPHIE ET LETTRE		1	0.1%

q19e: In which discipline

Value	Label	Cases	Percentage
PHYSIOTHERAPIE		1	0.1%
PLOMBAGE		1	0.1%
POLYTECHNIQUE		1	0.1%
PRIMAIRE		34	2.3%
PSYCHOLOGIE		2	0.1%
Pedagogie		3	0.2%
Pedagogie Psycho-peda		1	0.1%
Pedagogie educatirice		1	0.1%
Pedagogie generale		1	0.1%
Philologie romane		1	0.1%
Philosophie		1	0.1%
Physique		1	0.1%
Psycho/rel internation		1	0.1%
Psychologie		3	0.2%
Puericultrice		1	0.1%
RELATION INTERNATIONALE		1	0.1%
RELATIONS INTERNATIONALES		2	0.1%
RELATIONS INTERNATIONALES		1	0.1%
Relations internationales		3	0.2%
SANTE ET SERVICES SOCIAUX		1	0.1%
SANTE PUBLIQUE		1	0.1%
SCIENCE		1	0.1%
SCIENCE INFIRMIERE		2	0.1%
SCIENCE COMMERCIALE		3	0.2%
SCIENCE COMMERCIALE ET ADMINISTRATIVE		1	0.1%
SCIENCE COMMERCIALE ET FINANCIERE		2	0.1%
SCIENCE COMMERCIALE ET FINANCIERES		1	0.1%
SCIENCE ECONOMIQUE		1	0.1%

q19e: In which discipline

Value	Label	Cases	Percentage
SCIENCE FINANCIERE		1	0.1%
SCIENCE INFIRMIERE		3	0.2%
SCIENCE POLITIQUE ET ADMINISTRATI		1	0.1%
SCIENCE POLYTECHNIQ		1	0.1%
SCIENCE SOCIALE POLITIQUE		1	0.1%
SCIENCE SOCIALES		1	0.1%
SCIENCE TECHNIQUE DOCUMENTAIR		1	0.1%
SCIENCES		1	0.1%
SCIENCES INFIRMIERES		1	0.1%
SCIENCES INFIRMIERS		1	0.1%
SCIENCES COMMERCIALE		11	0.7%
SCIENCES COMMERCIALE ET ADMNISTRATIV		1	0.1%
SCIENCES COMMERCIALE ET FINANCIERES		3	0.2%
SCIENCES COMMERCIALE OPTION COMPTABILITE		1	0.1%
SCIENCES DE L EDUCATION		1	0.1%
SCIENCES DES INFORMATIONS		1	0.1%
SCIENCES ECONOMIQUE		1	0.1%
SCIENCES ECONOMIQUES		7	0.5%
SCIENCES ET MATHEMATIQU		1	0.1%
SCIENCES GEOLOGIQUES		1	0.1%
SCIENCES INFERMIERES		1	0.1%
SCIENCES INFIRMIERE		3	0.2%
SCIENCES INFIRMIERE/ SANTE COMMUNAUTA		1	0.1%

q19e: In which discipline

Value	Label	Cases	Percentage
SCIENCES INFIRMIERES		26	1.7%
SCIENCES INFIRMIERES AUXILIAIRES		1	0.1%
SCIENCES INFIRMLIERES		1	0.1%
SCIENCES INFORMATIQU		1	0.1%
SCIENCES POLITIQUES		3	0.2%
SCIENCES POLITIQUESET ADMINISTRATI		1	0.1%
SCIENCES SOCIALE MILITAIRE ET MARINE		1	0.1%
SCIENCES SOCIALES		2	0.1%
SCIENCES SOCIALES ECOLE D INFIRMIERS		1	0.1%
SCIENCES SOCIALES FINANCIERE		1	0.1%
SCIENCES SOCIALES POLITIQUES ET ADMINISTRATI		1	0.1%
SCIENCES SOCIALES POLITUQUE ET ADMINISTRATI		1	0.1%
SCIENCES SOCIALES, RELATIONS INTERNATIONA		1	0.1%
SCIENSE POLICIENNE		1	0.1%
SCIENTIFIQUE		6	0.4%
SCIENTIFIQUE BIOCHIMIE		1	0.1%
SCIENTIFIQUE MATH PHYSIQUE		2	0.1%
SCIOLOGIE INDUSTRIELLE		1	0.1%
SECONDAIRE		2	0.1%
SECONDAIRE COMPLET		1	0.1%
SECONDAIRE GENERAL		2	0.1%

q19e: In which discipline

Value	Label	Cases	Percentage
SECRETAIRE		1	0.1%
SECRETAIRIAT DE DIRECTION		1	0.1%
SECRETARIAT		8	0.5%
SECRETARIAT DE DIECTION		1	0.1%
SECRETARIAT DE DIRECTION		4	0.3%
SECTEUR DE SANTE		1	0.1%
SECTION COMMERCIALE		2	0.1%
SECTION LITTERAIRE		1	0.1%
SECTION PEDAGOGIQUE		1	0.1%
SECTION SCIENTIFIQUE		1	0.1%
SOCIAL		1	0.1%
SOCIALE		3	0.2%
SOCIOLOGIE		2	0.1%
STATISTIQUE		1	0.1%
Sante publique		2	0.1%
Sante publique et medecine tropicale		1	0.1%
Sciences Financiere		1	0.1%
Sciences Politiques		1	0.1%
Sciences de la sante / sciences pharmaceutique		1	0.1%
Sciences economiques		1	0.1%
Sciences financieres		1	0.1%
Sciences hospitalieres		1	0.1%
Sciences infirmieres		3	0.2%
Sciences politiques		2	0.1%
Sciences psychologiques		1	0.1%
Sciences religieuses		1	0.1%
Sciences sociales		2	0.1%
Secretariat de direction		2	0.1%
Sociologie		1	0.1%

q19e: In which discipline

Value	Label	Cases	Percentage
Soins infirmiers		2	0.1%
TECHNIQUE		1	0.1%
TECHNIQUE SOCIALE		1	0.1%
TECHNIQUE APPLIQUEE		1	0.1%
TECHNIQUE INDUSTRIELLE		1	0.1%
TECHNIQUE MECANIQUE		1	0.1%
TECHNIQUE MEDICALE		1	0.1%
TECHNIQUE SOCIAL		1	0.1%
TECHNIQUE/ CONSTRUCTION		1	0.1%
TECHNIQUES APPLIQUEES		1	0.1%
TECHNIQUES SOCIALES		3	0.2%
TECHNOLOGIE, MECANIQUE		1	0.1%
TELECOMMUNICATIONS		1	0.1%
THEOLOGIE		3	0.2%
TOPOGRAPHIE		1	0.1%
TOURISME		1	0.1%
TRANSPORT AERIEN		1	0.1%
TRAVAUX PUBLICS		1	0.1%
Technique coupe et couture		1	0.1%
Technique d'Art total major		1	0.1%
Theologie morale		1	0.1%
Veterinaire		1	0.1%
administration des affaires (economie)		1	0.1%
aide soignante		1	0.1%
art plastique		1	0.1%
auxiliaire de l'enfance		2	0.1%
bio-chimie		1	0.1%
biologie chimie		1	0.1%
chimie biologie		1	0.1%
commerce international		1	0.1%
commerciale		2	0.1%
comptabilite		2	0.1%

q19e: In which discipline

Value	Label	Cases	Percentage
couture		1	0.1%
droit		7	0.5%
droit public		1	0.1%
droits de l'homme		1	0.1%
economie		4	0.3%
economie et gestion		1	0.1%
economie internationale		1	0.1%
education physique		1	0.1%
electricite		2	0.1%
electro- mecanicien		1	0.1%
electronique		1	0.1%
environnement		2	0.1%
fiscalite		1	0.1%
general		2	0.1%
generale		1	0.1%
genie commerciale		1	0.1%
geographie/ histoire		1	0.1%
gestion		2	0.1%
gestion commerciale		1	0.1%
gestion des entreprises		1	0.1%
gestion financiere		1	0.1%
hôte d'accueil		1	0.1%
infirmiere		2	0.1%
infirmiere A1		1	0.1%
infirmiere d'option sante		1	0.1%
informatique		1	0.1%
ingenieur civil		1	0.1%
institutrice primaire		1	0.1%
journaliste		1	0.1%
l'art plastique		1	0.1%
langue et litterature anglaise		1	0.1%
langues		1	0.1%
litteraire		1	0.1%
litterature		1	0.1%
management		1	0.1%

q19e: In which discipline

Value	Label	Cases	Percentage
marketing informatique		1	0.1%
mecanique auto		1	0.1%
medecine		1	0.1%
menagere		1	0.1%
nutrition		1	0.1%
option commerciale		1	0.1%
option generale		1	0.1%
pedagogie		3	0.2%
pedagogie (enseignant)		1	0.1%
pedagogie generale		2	0.1%
pharmacie		2	0.1%
philologie romane		1	0.1%
philosophie		1	0.1%
protection cultures		1	0.1%
psychologie		1	0.1%
puericultrice		1	0.1%
relations internationales		1	0.1%
santee publique		1	0.1%
sciences de gestion		1	0.1%
sciences de l'education		1	0.1%
sciences de l'environnement		1	0.1%
sciences economiques		5	0.3%
sciences et techniques documentaires		1	0.1%
sciences financieres		1	0.1%
sciences hospitaliere		1	0.1%
sciences infirmieres		4	0.3%
sciences medicales		1	0.1%
sciences politiques		1	0.1%
sciences politiques et administratives		1	0.1%
sciences religieuses		1	0.1%
scientifique		1	0.1%

# q19e: In which discipline			
Value	Label	Cases	Percentage
secondaire generale		1	0.1%
secretariat		4	0.3%
section generale		1	0.1%
soins infirmiers		2	0.1%
technique (electricite)		1	0.1%
technique de laboratoire		1	0.1%
techniques documentaires		1	0.1%
theologie		2	0.1%
theologie pratique		1	0.1%
tourisme / gestion du personnel / secretariat de direction		1	0.1%
virologie		1	0.1%
Ã%electricite industrielle		1	0.1%
Ã %electromecanique		1	0.1%
.b		118	
<i>Warning: these figures indicate the number of cases found in the data file. They cannot be interpreted as summary statistics of the population of interest.</i>			
# q19e_c1: Study field level 1			
Information	[Type= discrete] [Format=numeric] [Range= 0-2147483624] [Missing=*]		
Statistics [NW/ W]	[Valid=1483 /-] [Invalid=583 /-]		
Universe	If q18 in 10, 11, 12, 13, 14, 15, 16, 17, 18, 19, 20, 23, 24, 25, 26, 27 If q19 in 1		
Literal question	Q19E. In which discipline? Recoded discipline 1		
Notes	Coded variable on field of training from the open question q19e		
Value	Label	Cases	Percentage
0	General programs	330	22.3%
1	Teaching	169	11.4%
2	Humanities and arts	75	5.1%
3	Social sciences business and law	426	28.7%
4	Sciences	63	4.2%
5	Engineering and manufacturing	201	13.6%
6	Agriculture	8	0.5%
7	Health and welfare	114	7.7%
8	Services	80	5.4%
9	Other	17	1.1%
Sysmiss		583	
<i>Warning: these figures indicate the number of cases found in the data file. They cannot be interpreted as summary statistics of the population of interest.</i>			

# q19e_c2: Study field level 2			
Information	[Type= discrete] [Format=numeric] [Range= 0-2147483624] [Missing=*]		
Statistics [NW/ W]	[Valid=1483 /-] [Invalid=583 /-]		
Universe	If q18 in 10, 11, 12, 13, 14, 15, 16, 17, 18, 19, 20, 23, 24, 25, 26, 27 If q19 in 1		
Literal question	Q19E. In which discipline? Recoded discipline 2		
Notes	Coded variable on field of training from the open question q19e		
Value	Label	Cases	Percentage
0	General programs	330	22.3%
1	Teaching	169	11.4%
9	Others	17	1.1%
21	Arts	10	0.7%
22	Humanities	65	4.4%
31	Social and behavioural science	49	3.3%
32	Journalism and information	11	0.7%
33	Economics	44	3.0%
34	Business and administration	272	18.3%
38	Law	50	3.4%
42	Life sciences	2	0.1%
44	Physical sciences	5	0.3%
46	Mathematics and statistics	31	2.1%
48	Computing	25	1.7%
52	Engineering and engineering trades	189	12.7%
54	Manufacturing and processing	1	0.1%
58	Architecture and building	11	0.7%
62	Agriculture, forestry and fishery	6	0.4%
64	Veterinary	2	0.1%
72	Health	109	7.3%
76	Social services	5	0.3%
81	Personal services	66	4.5%
84	Transport services	2	0.1%
85	Environmental protection	5	0.3%
86	Security services	7	0.5%
Systemss		583	
<i>Warning: these figures indicate the number of cases found in the data file. They cannot be interpreted as summary statistics of the population of interest.</i>			
# q19e_c3: Study field level 3			
Information	[Type= discrete] [Format=numeric] [Range= 1-2147483624] [Missing=*]		
Statistics [NW/ W]	[Valid=1483 /-] [Invalid=583 /-]		
Universe	If q18 in 10, 11, 12, 13, 14, 15, 16, 17, 18, 19, 20, 23, 24, 25, 26, 27 If q19 in 1		
Literal question	Q19E. In which discipline? Recoded discipline 3		
Notes	Coded variable on field of training from the open question q19e		
Value	Label	Cases	Percentage
1	Basic general programmes	330	22.3%

q19e_c3: Study field level 3

Value	Label	Cases	Percentage
9	Others	17	1.1%
111	Teacher training and education science	17	1.1%
112	Pedagogy	152	10.2%
211	Fine arts	5	0.3%
214	Design	3	0.2%
215	Craft skills	2	0.1%
221	Religion and theology	11	0.7%
222	Foreign languages and cultures	11	0.7%
223	Native languages	1	0.1%
224	History, archaeology, philosophy and other humanities	14	0.9%
225	General arts - Humanities	28	1.9%
311	Other social and behavioural sciences	12	0.8%
312	Psychology	8	0.5%
313	Populations studies and demography	2	0.1%
314	Sociology	8	0.5%
315	Political sciences and international relations	19	1.3%
321	Journalism and reporting	6	0.4%
322	Documentation techniques and archival sciences	3	0.2%
323	Communication	2	0.1%
331	Economics	44	3.0%
341	Business, retailing, sales	172	11.6%
342	Marketing	11	0.7%
343	Finance, banking, insurance	32	2.2%
344	Accounting, auditing, bookkeeping	13	0.9%
345	Management, administration	22	1.5%
346	Secretarial and office work	22	1.5%
381	Law	50	3.4%
421	Sciences/Life sciences	2	0.1%
441	Physical sciences, geography, hydrography, geology	5	0.3%
461	Mathematics and statistics	31	2.1%
481	Computing	25	1.7%
520	Polytechnique	2	0.1%
521	Engineering drawing, mechanics, metal work	58	3.9%
522	Electricity and energy	48	3.2%
523	Electronics	11	0.7%
524	Chemistry	59	4.0%
525	Vehicle maintenance, shipbuilding and aeronautics	11	0.7%
544	Mining and extraction	1	0.1%
581	Building, civil engineering	10	0.7%
582	Architecture and town planning	1	0.1%
621	Agriculture, crop and livestock production	6	0.4%
641	Veterinary	2	0.1%
721	Medicine	14	0.9%
722	Medical services	28	1.9%
723	Nursing	67	4.5%

q19e_c3: Study field level 3

Value	Label	Cases	Percentage
762	Social work	5	0.3%
811	Hotel and catering	8	0.5%
812	Travel and tourism	2	0.1%
816	Tailoring	56	3.8%
841	Services des transports	2	0.1%
851	Environmental protection	5	0.3%
861	Protection of property and persons	1	0.1%
863	Military security	6	0.4%
Sysmiss		583	

Warning: these figures indicate the number of cases found in the data file. They cannot be interpreted as summary statistics of the population of interest.

q19y: In what year did you receive this diploma

Information	[Type= discrete] [Format=numeric] [Range= 1947-2147483624] [Missing=*]
Statistics [NW/ W]	[Valid=1589 /-] [Invalid=477 /-]
Universe	If q18 in 10, 11, 12, 13, 14, 15, 16, 17, 18, 19, 20, 23, 24, 25, 26, 27 If q19 in 1
Literal question	Q19Y. In what year did you receive this diploma?

Value	Label	Cases	Percentage
1947		1	0.1%
1950		1	0.1%
1952		1	0.1%
1954		2	0.1%
1955		1	0.1%
1956		1	0.1%
1957		1	0.1%
1958		2	0.1%
1959		3	0.2%
1960		3	0.2%
1961		5	0.3%
1962		7	0.4%
1963		6	0.4%
1964		7	0.4%
1965		6	0.4%
1966		11	0.7%
1967		9	0.6%
1968		13	0.8%
1969		7	0.4%
1970		10	0.6%
1971		15	0.9%
1972		13	0.8%
1973		18	1.1%
1974		12	0.8%
1975		22	1.4%
1976		17	1.1%
1977		21	1.3%

q19y: In what year did you receive this diploma

Value	Label	Cases	Percentage
1978		20	1.3%
1979		43	2.7%
1980		32	2.0%
1981		33	2.1%
1982		28	1.8%
1983		43	2.7%
1984		43	2.7%
1985		46	2.9%
1986		51	3.2%
1987		35	2.2%
1988		37	2.3%
1989		56	3.5%
1990		52	3.3%
1991		36	2.3%
1992		44	2.8%
1993		47	3.0%
1994		49	3.1%
1995		61	3.8%
1996		45	2.8%
1997		52	3.3%
1998		43	2.7%
1999		52	3.3%
2000		56	3.5%
2001		37	2.3%
2002		41	2.6%
2003		47	3.0%
2004		44	2.8%
2005		44	2.8%
2006		49	3.1%
2007		51	3.2%
2008		36	2.3%
2009		21	1.3%
Sysmiss		477	

Warning: these figures indicate the number of cases found in the data file. They cannot be interpreted as summary statistics of the population of interest.



















q400: Number of activite/inactivite periods

Information	[Type= continuous] [Format=numeric] [Range= 1-9999] [Missing=*]
Statistics [NW/ W]	[Valid=2066 /-] [Invalid=0 /-] [Mean=4.796 /-] [StdDev=2.122 /-]
Source	Interviewer
Pre-question	MODULE – PERIODS OF ACTIVITY AND INACTIVITY LET'S TALK IN SOME DETAIL ABOUT THOSE DIFFERENT PERIODS OF ACTIVITY AND INACTIVITY...
Literal question	400.
Interviewer's instructions	Count (column 5) the different periods in the AGEVEN: _ _ WITHOUT FORGETTING THE SCHOOLING AND ECONOMICALLY INACTIVE PERIODS.

# q20pa: Current plots of land	
Information	[Type= continuous] [Format=numeric] [Range= 0-9999] [Missing=*]
Statistics [NW/ W]	[Valid=2066 /-] [Invalid=0 /-] [Mean=0.203 /-] [StdDev=0.551 /-]
Pre-question	MODULE: HISTORY OF ASSETS AND BUSINESSES OWNED IN DR CONGO AND ELSEWHERE Now we will talk about the assets or businesses that you may have bought over your lifetime, or that you may have received or inherited from somebody.
Literal question	1. Are you CURRENTLY owner, in DR Congo or elsewhere... ...of one or several plots of land (agricultural land, building plot, or under construction)
Interviewer's instructions	If "Yes" => How many? If "No" => Note 00
# q20la: Current house units	
Information	[Type= continuous] [Format=numeric] [Range= 0-9999] [Missing=*]
Statistics [NW/ W]	[Valid=2066 /-] [Invalid=0 /-] [Mean=0.217 /-] [StdDev=0.51 /-]
Literal question	1. Are you CURRENTLY owner, in DR Congo or elsewhere... ...of one or several house units (house, apartment...)
Interviewer's instructions	If "Yes" => How many? If "No" => Note 00
# q20ca: Current business, venture, commercial premises	
Information	[Type= continuous] [Format=numeric] [Range= 0-9999] [Missing=*]
Statistics [NW/ W]	[Valid=2066 /-] [Invalid=0 /-] [Mean=0.227 /-] [StdDev=0.435 /-]
Literal question	1. Are you CURRENTLY owner, in DR Congo or elsewhere... ...of a business, venture, commercial premises even on a rental basis (shop, workshop, taxis...)
Interviewer's instructions	If "Yes" => How many? If "No" => Note 00
# q20ta: Total current	
Information	[Type= continuous] [Format=numeric] [Range= 0-8] [Missing=*]
Statistics [NW/ W]	[Valid=2066 /-] [Invalid=0 /-] [Mean=0.648 /-] [StdDev=0.936 /-]
Literal question	Total (current)
# q20pp: Past plots of land	
Information	[Type= continuous] [Format=numeric] [Range= 0-9999] [Missing=*]
Statistics [NW/ W]	[Valid=2066 /-] [Invalid=0 /-] [Mean=0.046 /-] [StdDev=0.274 /-]
Literal question	2. And IN THE PAST, have you been owner, in DR Congo or elsewhere... ...of plots that you don't own anymore?
Interviewer's instructions	If "Yes" => How many? If "No" => Note 00
# q20lp: Past house units	
Information	[Type= continuous] [Format=numeric] [Range= 0-9999] [Missing=*]
Statistics [NW/ W]	[Valid=2066 /-] [Invalid=0 /-] [Mean=0.0281 /-] [StdDev=0.2 /-]
Literal question	2. And IN THE PAST, have you been owner, in DR Congo or elsewhere... ...of house units that you don't own anymore?
Interviewer's instructions	If "Yes" => How many? If "No" => Note 00
# q20cp: Past business, venture, commercial premises	
Information	[Type= continuous] [Format=numeric] [Range= 0-9999] [Missing=*]
Statistics [NW/ W]	[Valid=2066 /-] [Invalid=0 /-] [Mean=0.189 /-] [StdDev=0.539 /-]

# q20cp: Past business, venture, commercial premises			
Literal question	2. And IN THE PAST, have you been owner, in DR Congo or elsewhere... ...of a business, a venture, commercial premises even on a rental basis that you don't own anymore?		
Interviewer's instructions	If "Yes" => How many? If "No" => Note 00		
# q20tp: Total past			
Information	[Type= continuous] [Format=numeric] [Range= 0-3] [Missing=*]		
Statistics [NW/ W]	[Valid=2066 /-] [Invalid=0 /-] [Mean=0.263 /-] [StdDev=0.665 /-]		
Literal question	Total (past)		
# q20tot: Total current and past assets			
Information	[Type= continuous] [Format=numeric] [Range= 0-9999] [Missing=*]		
Statistics [NW/ W]	[Valid=2066 /-] [Invalid=0 /-] [Mean=0.911 /-] [StdDev=1.199 /-]		
Literal question	Total (all)		
Post-question	If NO ASSET (Q20TOT = 0) => Go to TRANSFERS, Page 33 Otherwise => Fill out one column per owned asset		
# q21: Money transfers			
Information	[Type= discrete] [Format=numeric] [Range= 0-1] [Missing=*]		
Statistics [NW/ W]	[Valid=2062 /-] [Invalid=4 /-]		
Pre-question	TRANSFERS		
Literal question	Q21. Have there been periods at any time of your life during which you used to send regularly money to somebody who was living in a different country from the one where you were at the time (for example, from DR Congo to Belgium, from the UK to DR Congo, from Belgium to the UK...)?		
Value	Label	Cases	Percentage
0	No	1577	76.5%
1	Yes	485	23.5%
Sysmiss		4	
<i>Warning: these figures indicate the number of cases found in the data file. They cannot be interpreted as summary statistics of the population of interest.</i>			
# q22: International migration attempts			
Information	[Type= discrete] [Format=numeric] [Range= 0-1] [Missing=*]		
Statistics [NW/ W]	[Valid=2061 /-] [Invalid=5 /-]		
Pre-question	INTERNATIONAL MIGRATION ATTEMPTS		
Literal question	Q22. We have already talked about the places where you lived for at least one year. But have you ever undertaken concrete steps in order to leave and settle in a different country, without, however, having so far been successful in getting there?		
Post-question	If q22 in 0 => Go to STAYS OF LESS THAN 1 YEAR, page 36		
Value	Label	Cases	Percentage
0	No	1867	90.6%
1	Yes	194	9.4%
Sysmiss		5	
<i>Warning: these figures indicate the number of cases found in the data file. They cannot be interpreted as summary statistics of the population of interest.</i>			
# q22p_1: 1st country EGO wanted to go			
Information	[Type= discrete] [Format=numeric] [Range= 7777-99527] [Missing=*]		
Statistics [NW/ W]	[Valid=193 /-] [Invalid=1873 /-]		
Universe	If q22 in 1		
Literal question	Q22. We have already talked about the places where you lived for at least one year. But have you ever undertaken concrete steps in order to leave and settle in a different country, without, however, having so far been successful in getting there?		

# q22p_1: 1st country EGO wanted to go			
	If "Yes" => To which countries did you want to go? First answer		
Interviewer's instructions	List the countries		
Value	Label	Cases	Percentage
96000	FRANCE	34	17.6%
99104	SWEDEN	1	0.5%
99109	GERMANY	3	1.6%
99122	POLAND	3	1.6%
99126	GREECE	2	1.0%
99127	ITALY	5	2.6%
99131	BELGIUM	15	7.8%
99132	UNITED KINGDOM	15	7.8%
99134	SPAIN	2	1.0%
99135	NETHERLANDS	1	0.5%
99139	PORTUGAL	2	1.0%
99140	SWITZERLAND	5	2.6%
99301	EGYPT	1	0.5%
99303	SOUTH AFRICA	15	7.8%
99311	NAMIBIA	1	0.5%
99312	CONGO (DEMOCRATIC REPUBLIC)	1	0.5%
99324	CONGO	3	1.6%
99328	GABON	1	0.5%
99330	GUINEA	1	0.5%
99331	BURKINA FASO	1	0.5%
99332	KENYA	1	0.5%
99338	NIGERIA	3	1.6%
99339	UGANDA	1	0.5%
99350	MOROCCO	1	0.5%
99351	TUNISIA	2	1.0%
99395	ANGOLA	13	6.7%
99401	CANADA	31	16.1%
99404	UNITED STATES	27	14.0%
99417	CHILE	1	0.5%
99501	AUSTRALIA	1	0.5%
Sysmiss		1873	
<i>Warning: these figures indicate the number of cases found in the data file. They cannot be interpreted as summary statistics of the population of interest.</i>			
# q22p_2: 2nd country EGO wanted to go			
Information	[Type= discrete] [Format=numeric] [Range= 7777-99527] [Missing=*]		
Statistics [NW/ W]	[Valid=30 /-] [Invalid=2036 /-]		
Universe	If q22 in 1		
Literal question	Q22. We have already talked about the places where you lived for at least one year. But have you ever undertaken concrete steps in order to leave and settle in a different country, without, however, having so far been successful in getting there? If "Yes" => To which countries did you want to go? Second answer		
Interviewer's instructions	List the countries		

# q22p_2: 2nd country EGO wanted to go			
Value	Label	Cases	Percentage
96000	FRANCE	6	 20.0%
99126	GREECE	1	 3.3%
99131	BELGIUM	3	 10.0%
99132	UNITED KINGDOM	2	 6.7%
99136	IRELAND or EIRE	1	 3.3%
99140	SWITZERLAND	1	 3.3%
99301	EGYPT	1	 3.3%
99303	SOUTH AFRICA	1	 3.3%
99328	GABON	1	 3.3%
99395	ANGOLA	2	 6.7%
99401	CANADA	9	 30.0%
99404	UNITED STATES	2	 6.7%
Sysmiss		2036	
<i>Warning: these figures indicate the number of cases found in the data file. They cannot be interpreted as summary statistics of the population of interest.</i>			
# q22p_3: 3rd country EGO wanted to go			
Information	[Type= discrete] [Format=numeric] [Range= 7777-99527] [Missing=*]		
Statistics [NW/ W]	[Valid=7 /-] [Invalid=2059 /-]		
Universe	If q22 in 1		
Literal question	Q22. We have already talked about the places where you lived for at least one year. But have you ever undertaken concrete steps in order to leave and settle in a different country, without, however, having so far been successful in getting there? If "Yes" => To which countries did you want to go? Third answer		
Interviewer's instructions	List the countries		
Value	Label	Cases	Percentage
96000	FRANCE	2	 28.6%
99132	UNITED KINGDOM	2	 28.6%
99140	SWITZERLAND	1	 14.3%
99303	SOUTH AFRICA	1	 14.3%
99404	UNITED STATES	1	 14.3%
Sysmiss		2059	
<i>Warning: these figures indicate the number of cases found in the data file. They cannot be interpreted as summary statistics of the population of interest.</i>			
# q22p_4: 4th country EGO wanted to go			
Information	[Type= discrete] [Format=numeric] [Range= 96000-99527] [Missing=*]		
Statistics [NW/ W]	[Valid=1 /-] [Invalid=2065 /-]		
Universe	If q22 in 1		
Literal question	Q22. We have already talked about the places where you lived for at least one year. But have you ever undertaken concrete steps in order to leave and settle in a different country, without, however, having so far been successful in getting there? If "Yes" => To which countries did you want to go? Fourth answer		
Interviewer's instructions	List the countries		
Value	Label	Cases	Percentage
99404	UNITED STATES	1	 100.0%
Sysmiss		2065	
<i>Warning: these figures indicate the number of cases found in the data file. They cannot be interpreted as summary statistics of the population of interest.</i>			

# q800: Number of migration attempts			
Information	[Type= continuous] [Format=numeric] [Range= 0-9999] [Missing=*]		
Statistics [NW/ W]	[Valid=2066 /-] [Invalid=0 /-] [Mean=0.113 /-] [StdDev=0.387 /-]		
Source	Interviewer		
Pre-question	MODULE: MIGRATION ATTEMPTS		
Literal question	800. I WOULD LIKE TO ASK YOU SOME MORE QUESTIONS ABOUT THE COUNTRIES TO WHICH YOU WOULD HAVE LIKED TO GO, BUT YOUR MIGRATION PLANS HAVE NOT (OR NOT YET) BEEN REALIZED.		
Interviewer's instructions	Count in the AGEVEN and write down the number of periods during which Ego has undertaken steps to leave: __		
# q23: Stay of less than a year abroad			
Information	[Type= discrete] [Format=numeric] [Range= 0-1] [Missing=*]		
Statistics [NW/ W]	[Valid=2054 /-] [Invalid=12 /-]		
Pre-question	STAYS OF LESS THAN A YEAR OUTSIDE DR CONGO		
Literal question	Q23. And have you already stayed for periods of less than a year outside DR Congo (but spending at least one night there)? This can also be a country where you have lived for a longer period at another time in your life.		
Post-question	If q23 in 0: - If Ego has already lived outside DR Congo (column 3.2) => Module LONG AND SHORT STAYS OUTSIDE DR CONGO, page 37 - If Ego has never lived outside DR Congo => END OF THE INTERVIEW; Note the time on page 51		
Value	Label	Cases	Percentage
0	No	1425	69.4%
1	Yes	629	30.6%
Systemmiss		12	
<i>Warning: these figures indicate the number of cases found in the data file. They cannot be interpreted as summary statistics of the population of interest.</i>			
# q23p_1: 1st country EGO stayed less than a year			
Information	[Type= discrete] [Format=numeric] [Range= 7777-99527] [Missing=*]		
Statistics [NW/ W]	[Valid=620 /-] [Invalid=1446 /-]		
Universe	If q23 in 1		
Literal question	Q23. And have you already stayed for periods of less than a year outside DR Congo (but spending at least one night there)? This can also be a country where you have lived for a longer period at another time in your life. If "Yes" => In which countries have you stayed? First answer		
Interviewer's instructions	List the countries		
Value	Label	Cases	Percentage
96000	FRANCE	100	16.1%
99101	DENMARK	1	0.2%
99103	NORWAY	1	0.2%
99104	SWEDEN	2	0.3%
99109	GERMANY	8	1.3%
99110	AUSTRIA	1	0.2%
99126	GREECE	2	0.3%
99127	ITALY	9	1.5%
99131	BELGIUM	38	6.1%
99132	UNITED KINGDOM	10	1.6%
99134	SPAIN	6	1.0%
99135	NETHERLANDS	10	1.6%
99138	MONACO	1	0.2%

q23p_1: 1st country EGO stayed less than a year

Value	Label	Cases	Percentage
99139	PORTUGAL	3	0.5%
99140	SWITZERLAND	6	1.0%
99208	TURKEY	2	0.3%
99216	CHINA	3	0.5%
99239	KOREA (REPUBLIC OF)	1	0.2%
99301	EGYPT	2	0.3%
99303	SOUTH AFRICA	21	3.4%
99309	TANZANIA	3	0.5%
99310	ZIMBABWE	1	0.2%
99311	NAMIBIA	4	0.6%
99312	CONGO (DEMOCRATIC REPUBLIC)	19	3.1%
99315	ETHIOPIA	5	0.8%
99321	BURUNDI	3	0.5%
99322	CAMEROON	7	1.1%
99323	CENTRAL AFRICAN REPUBLIC	7	1.1%
99324	CONGO	196	31.6%
99326	COTE DIVOIRE	2	0.3%
99327	BENIN	3	0.5%
99328	GABON	8	1.3%
99329	GHANA	2	0.3%
99331	BURKINA FASO	1	0.2%
99332	KENYA	7	1.1%
99335	MALI	1	0.2%
99338	NIGERIA	6	1.0%
99339	UGANDA	4	0.6%
99340	RWANDA	8	1.3%
99341	SENEGAL	3	0.5%
99343	SUDAN	2	0.3%
99346	ZAMBIA	11	1.8%
99350	MOROCCO	3	0.5%
99395	ANGOLA	65	10.5%
99401	CANADA	7	1.1%
99404	UNITED STATES	10	1.6%
99416	BRAZIL	3	0.5%
99426	JAMAICA	1	0.2%
99521	COCOS or KEELING (ISLANDS)	1	0.2%
Sysmiss		1446	

Warning: these figures indicate the number of cases found in the data file. They cannot be interpreted as summary statistics of the population of interest.

q23p_2: 2nd country EGO stayed less than a year

Information	[Type= discrete] [Format=numeric] [Range= 7777-99527] [Missing=*]
Statistics [NW/ W]	[Valid=331 /-] [Invalid=1735 /-]
Universe	If q23 in 1
Literal question	Q23. And have you already stayed for periods of less than a year outside DR Congo (but spending at least one night there)? This can also be a country where you have lived for a longer period at another time in your life. If "Yes" => In which countries have you stayed?

q23p_2: 2nd country EGO stayed less than a year

		Second answer	
Interviewer's instructions		List the countries	
Value	Label	Cases	Percentage
96000	FRANCE	58	17.5%
99101	DENMARK	1	0.3%
99109	GERMANY	33	10.0%
99112	HUNGARY	1	0.3%
99122	POLAND	1	0.3%
99127	ITALY	16	4.8%
99131	BELGIUM	20	6.0%
99132	UNITED KINGDOM	17	5.1%
99134	SPAIN	5	1.5%
99135	NETHERLANDS	17	5.1%
99136	IRELAND or EIRE	2	0.6%
99137	LUXEMBOURG	3	0.9%
99139	PORTUGAL	2	0.6%
99140	SWITZERLAND	6	1.8%
99144	MALTA	1	0.3%
99145	SLOVENIA	1	0.3%
99201	SAUDI ARABIA	2	0.6%
99205	LEBANON	1	0.3%
99207	ISRAEL	2	0.6%
99208	TURKEY	4	1.2%
99216	CHINA	2	0.6%
99219	THAILAND	1	0.3%
99301	EGYPT	1	0.3%
99303	SOUTH AFRICA	9	2.7%
99304	GAMBIA	1	0.3%
99308	ZANZIBAR	1	0.3%
99309	TANZANIA	4	1.2%
99311	NAMIBIA	2	0.6%
99312	CONGO (DEMOCRATIC REPUBLIC)	1	0.3%
99321	BURUNDI	3	0.9%
99322	CAMEROON	6	1.8%
99323	CENTRAL AFRICAN REPUBLIC	6	1.8%
99324	CONGO	25	7.6%
99326	COTE DIVOIRE	6	1.8%
99327	BENIN	6	1.8%
99328	GABON	3	0.9%
99329	GHANA	1	0.3%
99332	KENYA	6	1.8%
99335	MALI	1	0.3%
99338	NIGERIA	6	1.8%
99340	RWANDA	6	1.8%
99341	SENEGAL	1	0.3%
99345	TOGO	3	0.9%

q23p_2: 2nd country EGO stayed less than a year

Value	Label	Cases	Percentage
99346	ZAMBIA	5	1.5%
99347	BOTSWANA	1	0.3%
99350	MOROCCO	3	0.9%
99351	TUNISIA	2	0.6%
99393	MOZAMBIQUE	1	0.3%
99395	ANGOLA	12	3.6%
99401	CANADA	5	1.5%
99404	UNITED STATES	8	2.4%
Sysmiss		1735	

Warning: these figures indicate the number of cases found in the data file. They cannot be interpreted as summary statistics of the population of interest.

q23p_3: 3rd country EGO stayed less than a year

Information	[Type= discrete] [Format=numeric] [Range= 7777-99527] [Missing=*]
Statistics [NW/ W]	[Valid=218 /-] [Invalid=1848 /-]
Universe	If q23 in 1
Literal question	Q23. And have you already stayed for periods of less than a year outside DR Congo (but spending at least one night there)? This can also be a country where you have lived for a longer period at another time in your life. If "Yes" => In which countries have you stayed? Third answer
Interviewer's instructions	List the countries

Value	Label	Cases	Percentage
96000	FRANCE	33	15.1%
99101	DENMARK	2	0.9%
99104	SWEDEN	1	0.5%
99109	GERMANY	30	13.8%
99123	RUSSIA	1	0.5%
99127	ITALY	8	3.7%
99131	BELGIUM	6	2.8%
99132	UNITED KINGDOM	8	3.7%
99134	SPAIN	8	3.7%
99135	NETHERLANDS	21	9.6%
99136	IRELAND or EIRE	1	0.5%
99137	LUXEMBOURG	3	1.4%
99139	PORTUGAL	1	0.5%
99140	SWITZERLAND	8	3.7%
99201	SAUDI ARABIA	2	0.9%
99216	CHINA	1	0.5%
99301	EGYPT	1	0.5%
99303	SOUTH AFRICA	6	2.8%
99309	TANZANIA	4	1.8%
99310	ZIMBABWE	1	0.5%
99311	NAMIBIA	1	0.5%
99315	ETHIOPIA	1	0.5%
99321	BURUNDI	1	0.5%
99322	CAMEROON	6	2.8%
99323	CENTRAL AFRICAN REPUBLIC	2	0.9%

q23p_3: 3rd country EGO stayed less than a year

Value	Label	Cases	Percentage
99324	CONGO	10	4.6%
99326	COTE DIVOIRE	2	0.9%
99327	BENIN	2	0.9%
99328	GABON	2	0.9%
99330	GUINEA	1	0.5%
99334	MALAWI	1	0.5%
99335	MALI	1	0.5%
99336	MAURITANIA	1	0.5%
99337	NIGER	1	0.5%
99338	NIGERIA	6	2.8%
99339	UGANDA	1	0.5%
99340	RWANDA	3	1.4%
99341	SENEGAL	3	1.4%
99345	TOGO	3	1.4%
99346	ZAMBIA	3	1.4%
99350	MOROCCO	2	0.9%
99395	ANGOLA	2	0.9%
99401	CANADA	4	1.8%
99404	UNITED STATES	12	5.5%
99407	CUBA	1	0.5%
Sysmiss		1848	

Warning: these figures indicate the number of cases found in the data file. They cannot be interpreted as summary statistics of the population of interest.

q23p_4: 4th country EGO stayed less than a year

Information	[Type= discrete] [Format=numeric] [Range= 7777-99527] [Missing=*]
Statistics [NW/ W]	[Valid=146 /-] [Invalid=1920 /-]
Universe	If q23 in 1
Literal question	Q23. And have you already stayed for periods of less than a year outside DR Congo (but spending at least one night there)? This can also be a country where you have lived for a longer period at another time in your life. If "Yes" => In which countries have you stayed? Fourth answer
Interviewer's instructions	List the countries

Value	Label	Cases	Percentage
96000	FRANCE	14	9.6%
99101	DENMARK	1	0.7%
99104	SWEDEN	2	1.4%
99105	FINLAND	1	0.7%
99109	GERMANY	11	7.5%
99110	AUSTRIA	1	0.7%
99116	CZECH REPUBLIC	1	0.7%
99121	SERBIA AND MONTENEGRO	1	0.7%
99127	ITALY	4	2.7%
99131	BELGIUM	6	4.1%
99132	UNITED KINGDOM	11	7.5%
99134	SPAIN	3	2.1%
99135	NETHERLANDS	17	11.6%

q23p_4: 4th country EGO stayed less than a year

Value	Label	Cases	Percentage
99137	LUXEMBOURG	8	5.5%
99139	PORTUGAL	2	1.4%
99140	SWITZERLAND	9	6.2%
99155	UKRAINE	1	0.7%
99216	CHINA	1	0.7%
99303	SOUTH AFRICA	3	2.1%
99310	ZIMBABWE	1	0.7%
99322	CAMEROON	3	2.1%
99324	CONGO	5	3.4%
99326	COTE DIVOIRE	2	1.4%
99327	BENIN	3	2.1%
99328	GABON	2	1.4%
99331	BURKINA FASO	1	0.7%
99332	KENYA	2	1.4%
99338	NIGERIA	2	1.4%
99339	UGANDA	3	2.1%
99340	RWANDA	2	1.4%
99341	SENEGAL	2	1.4%
99344	CHAD	1	0.7%
99345	TOGO	4	2.7%
99346	ZAMBIA	1	0.7%
99350	MOROCCO	2	1.4%
99390	MAURITIUS	1	0.7%
99395	ANGOLA	3	2.1%
99404	UNITED STATES	6	4.1%
99405	MEXICO	1	0.7%
99415	ARGENTINA	1	0.7%
99433	TRINIDAD AND TOBAGO	1	0.7%
Sysmiss		1920	

Warning: these figures indicate the number of cases found in the data file. They cannot be interpreted as summary statistics of the population of interest.

q23p_5: 5th country EGO stayed less than a year

Information	[Type= discrete] [Format=numeric] [Range= 7777-99527] [Missing=*]
Statistics [NW/ W]	[Valid=102 /-] [Invalid=1964 /-]
Universe	If q23 in 1
Literal question	Q23. And have you already stayed for periods of less than a year outside DR Congo (but spending at least one night there)? This can also be a country where you have lived for a longer period at another time in your life. If "Yes" => In which countries have you stayed? Fifth answer
Interviewer's instructions	List the countries

Value	Label	Cases	Percentage
96000	FRANCE	8	7.8%
99104	SWEDEN	1	1.0%
99109	GERMANY	7	6.9%
99110	AUSTRIA	2	2.0%
99122	POLAND	1	1.0%

q23p_5: 5th country EGO stayed less than a year

Value	Label	Cases	Percentage
99123	RUSSIA	1	1.0%
99126	GREECE	1	1.0%
99127	ITALY	7	6.9%
99131	BELGIUM	2	2.0%
99132	UNITED KINGDOM	8	7.8%
99134	SPAIN	2	2.0%
99135	NETHERLANDS	7	6.9%
99136	IRELAND or EIRE	1	1.0%
99139	PORTUGAL	1	1.0%
99140	SWITZERLAND	6	5.9%
99208	TURKEY	1	1.0%
99239	KOREA (REPUBLIC OF)	1	1.0%
99247	UNITED ARAB EMIRATES	1	1.0%
99255	GEORGIA	1	1.0%
99301	EGYPT	1	1.0%
99303	SOUTH AFRICA	5	4.9%
99310	ZIMBABWE	1	1.0%
99311	NAMIBIA	1	1.0%
99315	ETHIOPIA	1	1.0%
99322	CAMEROON	2	2.0%
99323	CENTRAL AFRICAN REPUBLIC	1	1.0%
99324	CONGO	9	8.8%
99327	BENIN	1	1.0%
99328	GABON	1	1.0%
99329	GHANA	3	2.9%
99332	KENYA	2	2.0%
99334	MALAWI	1	1.0%
99336	MAURITANIA	1	1.0%
99337	NIGER	1	1.0%
99340	RWANDA	2	2.0%
99341	SENEGAL	1	1.0%
99350	MOROCCO	2	2.0%
99395	ANGOLA	1	1.0%
99401	CANADA	2	2.0%
99404	UNITED STATES	4	3.9%
Sysmiss		1964	

Warning: these figures indicate the number of cases found in the data file. They cannot be interpreted as summary statistics of the population of interest.

q23p_6: 6th country EGO stayed less than a year

Information	[Type= discrete] [Format=numeric] [Range= 7777-99527] [Missing=*]
Statistics [NW/ W]	[Valid=73 /-] [Invalid=1993 /-]
Universe	If q23 in 1
Literal question	Q23. And have you already stayed for periods of less than a year outside DR Congo (but spending at least one night there)? This can also be a country where you have lived for a longer period at another time in your life. If "Yes" => In which countries have you stayed? Sixth answer

q23p_6: 6th country EGO stayed less than a year

Interviewer's instructions List the countries

Value	Label	Cases	Percentage
96000	FRANCE	7	9.6%
99101	DENMARK	1	1.4%
99109	GERMANY	5	6.8%
99112	HUNGARY	1	1.4%
99126	GREECE	1	1.4%
99127	ITALY	5	6.8%
99131	BELGIUM	2	2.7%
99134	SPAIN	3	4.1%
99135	NETHERLANDS	11	15.1%
99136	IRELAND or EIRE	2	2.7%
99137	LUXEMBOURG	1	1.4%
99139	PORTUGAL	1	1.4%
99140	SWITZERLAND	1	1.4%
99212	AFGHANISTAN	1	1.4%
99216	CHINA	1	1.4%
99249	BAHRAIN	1	1.4%
99301	EGYPT	1	1.4%
99303	SOUTH AFRICA	1	1.4%
99304	GAMBIA	1	1.4%
99311	NAMIBIA	1	1.4%
99315	ETHIOPIA	1	1.4%
99318	SOMALIA	1	1.4%
99321	BURUNDI	1	1.4%
99322	CAMEROON	3	4.1%
99323	CENTRAL AFRICAN REPUBLIC	1	1.4%
99324	CONGO	2	2.7%
99327	BENIN	1	1.4%
99329	GHANA	1	1.4%
99332	KENYA	2	2.7%
99337	NIGER	1	1.4%
99338	NIGERIA	1	1.4%
99340	RWANDA	1	1.4%
99346	ZAMBIA	1	1.4%
99350	MOROCCO	1	1.4%
99395	ANGOLA	2	2.7%
99401	CANADA	3	4.1%
99404	UNITED STATES	1	1.4%
99434	BARBADOS	1	1.4%
Sysmiss		1993	

Warning: these figures indicate the number of cases found in the data file. They cannot be interpreted as summary statistics of the population of interest.

q23p_7: 7th country EGO stayed less than a year

Information [Type= discrete] [Format=numeric] [Range= 7777-99527] [Missing=*]

Statistics [NW/ W] [Valid=55 /-] [Invalid=2011 /-]

# q23p_7: 7th country EGO stayed less than a year			
Universe	If q23 in 1		
Literal question	Q23. And have you already stayed for periods of less than a year outside DR Congo (but spending at least one night there)? This can also be a country where you have lived for a longer period at another time in your life. If "Yes" => In which countries have you stayed? Seventh answer		
Interviewer's instructions	List the countries		
Value	Label	Cases	Percentage
99104	SWEDEN	1	1.8%
99109	GERMANY	6	10.9%
99111	BULGARIA	1	1.8%
99122	POLAND	1	1.8%
99126	GREECE	1	1.8%
99127	ITALY	4	7.3%
99131	BELGIUM	3	5.5%
99132	UNITED KINGDOM	1	1.8%
99134	SPAIN	5	9.1%
99135	NETHERLANDS	3	5.5%
99137	LUXEMBOURG	1	1.8%
99140	SWITZERLAND	1	1.8%
99216	CHINA	1	1.8%
99247	UNITED ARAB EMIRATES	1	1.8%
99303	SOUTH AFRICA	4	7.3%
99315	ETHIOPIA	1	1.8%
99322	CAMEROON	4	7.3%
99324	CONGO	1	1.8%
99326	COTE DIVOIRE	2	3.6%
99327	BENIN	1	1.8%
99332	KENYA	2	3.6%
99338	NIGERIA	1	1.8%
99339	UGANDA	1	1.8%
99340	RWANDA	1	1.8%
99345	TOGO	2	3.6%
99346	ZAMBIA	1	1.8%
99395	ANGOLA	2	3.6%
99404	UNITED STATES	2	3.6%
Sysmiss		2011	
<i>Warning: these figures indicate the number of cases found in the data file. They cannot be interpreted as summary statistics of the population of interest.</i>			
# q23p_8: 8th country EGO stayed less than a year			
Information	[Type= discrete] [Format=numeric] [Range= 7777-99527] [Missing=*]		
Statistics [NW/ W]	[Valid=42 /-] [Invalid=2024 /-]		
Universe	If q23 in 1		
Literal question	Q23. And have you already stayed for periods of less than a year outside DR Congo (but spending at least one night there)? This can also be a country where you have lived for a longer period at another time in your life. If "Yes" => In which countries have you stayed? Eighth answer		
Interviewer's instructions	List the countries		

q23p_8: 8th country EGO stayed less than a year

Value	Label	Cases	Percentage
96000	FRANCE	4	9.5%
99103	NORWAY	1	2.4%
99104	SWEDEN	1	2.4%
99109	GERMANY	1	2.4%
99110	AUSTRIA	2	4.8%
99127	ITALY	1	2.4%
99131	BELGIUM	1	2.4%
99132	UNITED KINGDOM	1	2.4%
99134	SPAIN	1	2.4%
99135	NETHERLANDS	3	7.1%
99136	IRELAND or EIRE	1	2.4%
99137	LUXEMBOURG	2	4.8%
99139	PORTUGAL	2	4.8%
99140	SWITZERLAND	2	4.8%
99207	ISRAEL	1	2.4%
99230	HONG KONG	1	2.4%
99309	TANZANIA	1	2.4%
99322	CAMEROON	1	2.4%
99324	CONGO	2	4.8%
99326	COTE DIVOIRE	1	2.4%
99327	BENIN	1	2.4%
99328	GABON	1	2.4%
99332	KENYA	1	2.4%
99338	NIGERIA	2	4.8%
99340	RWANDA	1	2.4%
99345	TOGO	1	2.4%
99346	ZAMBIA	1	2.4%
99351	TUNISIA	1	2.4%
99395	ANGOLA	1	2.4%
99404	UNITED STATES	1	2.4%
99439	SAINT LUCIA	1	2.4%
Sysmiss		2024	

Warning: these figures indicate the number of cases found in the data file. They cannot be interpreted as summary statistics of the population of interest.

q23p_9: 9th country EGO stayed less than a year

Information	[Type= discrete] [Format=numeric] [Range= 7777-99527] [Missing=*]		
Statistics [NW/ W]	[Valid=31 /-] [Invalid=2035 /-]		
Universe	If q23 in 1		
Literal question	Q23. And have you already stayed for periods of less than a year outside DR Congo (but spending at least one night there)? This can also be a country where you have lived for a longer period at another time in your life. If "Yes" => In which countries have you stayed? Ninth answer		
Interviewer's instructions	List the countries		
Value	Label	Cases	Percentage
96000	FRANCE	1	3.2%
99109	GERMANY	3	9.7%

q23p_9: 9th country EGO stayed less than a year

Value	Label	Cases	Percentage
99127	ITALY	1	3.2%
99132	UNITED KINGDOM	2	6.5%
99135	NETHERLANDS	3	9.7%
99137	LUXEMBOURG	1	3.2%
99139	PORTUGAL	1	3.2%
99140	SWITZERLAND	3	9.7%
99144	MALTA	1	3.2%
99201	SAUDI ARABIA	1	3.2%
99231	INDONESIA	1	3.2%
99310	ZIMBABWE	1	3.2%
99315	ETHIOPIA	1	3.2%
99321	BURUNDI	1	3.2%
99322	CAMEROON	1	3.2%
99324	CONGO	1	3.2%
99341	SENEGAL	2	6.5%
99345	TOGO	1	3.2%
99350	MOROCCO	1	3.2%
99351	TUNISIA	1	3.2%
99392	GUINEA BISSAU	1	3.2%
99395	ANGOLA	1	3.2%
99404	UNITED STATES	1	3.2%
Sysmiss		2035	

Warning: these figures indicate the number of cases found in the data file. They cannot be interpreted as summary statistics of the population of interest.

q23p_10: 10th country EGO stayed less than a year

Information	[Type= discrete] [Format=numeric] [Range= 7777-99527] [Missing=*]
Statistics [NW/ W]	[Valid=24 /-] [Invalid=2042 /-]
Universe	If q23 in 1
Literal question	Q23. And have you already stayed for periods of less than a year outside DR Congo (but spending at least one night there)? This can also be a country where you have lived for a longer period at another time in your life. If "Yes" => In which countries have you stayed? Tenth answer
Interviewer's instructions	List the countries

Value	Label	Cases	Percentage
96000	FRANCE	1	4.2%
99104	SWEDEN	1	4.2%
99105	FINLAND	1	4.2%
99122	POLAND	2	8.3%
99127	ITALY	2	8.3%
99137	LUXEMBOURG	3	12.5%
99139	PORTUGAL	1	4.2%
99140	SWITZERLAND	2	8.3%
99216	CHINA	1	4.2%
99324	CONGO	2	8.3%
99326	COTE DIVOIRE	1	4.2%
99335	MALI	1	4.2%

# q23p_10: 10th country EGO stayed less than a year			
Value	Label	Cases	Percentage
99336	MAURITANIA	1	4.2%
99340	RWANDA	1	4.2%
99346	ZAMBIA	1	4.2%
99393	MOZAMBIQUE	1	4.2%
99396	CAPE VERDE	1	4.2%
99401	CANADA	1	4.2%
Sysmiss		2042	
<i>Warning: these figures indicate the number of cases found in the data file. They cannot be interpreted as summary statistics of the population of interest.</i>			
# q23p_11: 11th country EGO stayed less than a year			
Information	[Type= discrete] [Format=numeric] [Range= 7777-99527] [Missing=*]		
Statistics [NW/ W]	[Valid=19 /-] [Invalid=2047 /-]		
Universe	If q23 in 1		
Literal question	Q23. And have you already stayed for periods of less than a year outside DR Congo (but spending at least one night there)? This can also be a country where you have lived for a longer period at another time in your life. If "Yes" => In which countries have you stayed? Eleventh answer		
Interviewer's instructions	List the countries		
Value	Label	Cases	Percentage
99116	CZECH REPUBLIC	1	5.3%
99127	ITALY	1	5.3%
99132	UNITED KINGDOM	1	5.3%
99134	SPAIN	1	5.3%
99248	QATAR	1	5.3%
99303	SOUTH AFRICA	3	15.8%
99309	TANZANIA	2	10.5%
99315	ETHIOPIA	1	5.3%
99324	CONGO	1	5.3%
99339	UGANDA	1	5.3%
99341	SENEGAL	3	15.8%
99350	MOROCCO	1	5.3%
99352	ALGERIA	1	5.3%
99395	ANGOLA	1	5.3%
Sysmiss		2047	
<i>Warning: these figures indicate the number of cases found in the data file. They cannot be interpreted as summary statistics of the population of interest.</i>			
# q23p_12: 12th country EGO stayed less than a year			
Information	[Type= discrete] [Format=numeric] [Range= 7777-99527] [Missing=*]		
Statistics [NW/ W]	[Valid=14 /-] [Invalid=2052 /-]		
Universe	If q23 in 1		
Literal question	Q23. And have you already stayed for periods of less than a year outside DR Congo (but spending at least one night there)? This can also be a country where you have lived for a longer period at another time in your life. If "Yes" => In which countries have you stayed? Twelfth answer		
Interviewer's instructions	List the countries		
Value	Label	Cases	Percentage
96000	FRANCE	1	7.1%

q23p_12: 12th country EGO stayed less than a year

Value	Label	Cases	Percentage
99110	AUSTRIA	1	7.1%
99131	BELGIUM	1	7.1%
99137	LUXEMBOURG	1	7.1%
99204	IRAN	1	7.1%
99303	SOUTH AFRICA	1	7.1%
99310	ZIMBABWE	2	14.3%
99340	RWANDA	1	7.1%
99346	ZAMBIA	1	7.1%
99350	MOROCCO	1	7.1%
99351	TUNISIA	2	14.3%
99395	ANGOLA	1	7.1%
Sysmiss		2052	

Warning: these figures indicate the number of cases found in the data file. They cannot be interpreted as summary statistics of the population of interest.

q23p_13: 13th country EGO stayed less than a year

Information	[Type= discrete] [Format=numeric] [Range= 7777-99527] [Missing=*]
Statistics [NW/ W]	[Valid=12 /-] [Invalid=2054 /-]
Universe	If q23 in 1
Literal question	Q23. And have you already stayed for periods of less than a year outside DR Congo (but spending at least one night there)? This can also be a country where you have lived for a longer period at another time in your life. If "Yes" => In which countries have you stayed? Thirteenth answer
Interviewer's instructions	List the countries

Value	Label	Cases	Percentage
96000	FRANCE	1	8.3%
99112	HUNGARY	1	8.3%
99121	SERBIA AND MONTENEGRO	1	8.3%
99135	NETHERLANDS	1	8.3%
99140	SWITZERLAND	1	8.3%
99315	ETHIOPIA	1	8.3%
99316	LIBYA	1	8.3%
99321	BURUNDI	1	8.3%
99326	COTE DIVOIRE	1	8.3%
99332	KENYA	1	8.3%
99347	BOTSWANA	1	8.3%
99416	BRAZIL	1	8.3%
Sysmiss		2054	

Warning: these figures indicate the number of cases found in the data file. They cannot be interpreted as summary statistics of the population of interest.

q23p_14: 14th country EGO stayed less than a year

Information	[Type= discrete] [Format=numeric] [Range= 7777-99527] [Missing=*]
Statistics [NW/ W]	[Valid=8 /-] [Invalid=2058 /-]
Universe	If q23 in 1
Literal question	Q23. And have you already stayed for periods of less than a year outside DR Congo (but spending at least one night there)? This can also be a country where you have lived for a longer period at another time in your life. If "Yes" => In which countries have you stayed? Fourteenth answer

# q23p_14: 14th country EGO stayed less than a year			
Interviewer's instructions		List the countries	
Value	Label	Cases	Percentage
96000	FRANCE	1	12.5%
99109	GERMANY	1	12.5%
99122	POLAND	1	12.5%
99135	NETHERLANDS	1	12.5%
99139	PORTUGAL	2	25.0%
99328	GABON	1	12.5%
99350	MOROCCO	1	12.5%
Sysmiss		2058	
<i>Warning: these figures indicate the number of cases found in the data file. They cannot be interpreted as summary statistics of the population of interest.</i>			
# q23p_15: 15th country EGO stayed less than a year			
Information		[Type= discrete] [Format=numeric] [Range= 7777-99527] [Missing=*]	
Statistics [NW/ W]		[Valid=6 /-] [Invalid=2060 /-]	
Universe		If q23 in 1	
Literal question		Q23. And have you already stayed for periods of less than a year outside DR Congo (but spending at least one night there)? This can also be a country where you have lived for a longer period at another time in your life. If "Yes" => In which countries have you stayed? Fifteenth answer	
Interviewer's instructions		List the countries	
Value	Label	Cases	Percentage
99132	UNITED KINGDOM	2	33.3%
99135	NETHERLANDS	1	16.7%
99140	SWITZERLAND	2	33.3%
99247	UNITED ARAB EMIRATES	1	16.7%
Sysmiss		2060	
<i>Warning: these figures indicate the number of cases found in the data file. They cannot be interpreted as summary statistics of the population of interest.</i>			
# q23p_16: 16th country EGO stayed less than a year			
Information		[Type= discrete] [Format=numeric] [Range= 7777-99527] [Missing=*]	
Statistics [NW/ W]		[Valid=5 /-] [Invalid=2061 /-]	
Universe		If q23 in 1	
Literal question		Q23. And have you already stayed for periods of less than a year outside DR Congo (but spending at least one night there)? This can also be a country where you have lived for a longer period at another time in your life. If "Yes" => In which countries have you stayed? Sixteenth answer	
Interviewer's instructions		List the countries	
Value	Label	Cases	Percentage
99126	GREECE	1	20.0%
99127	ITALY	1	20.0%
99135	NETHERLANDS	1	20.0%
99219	THAILAND	1	20.0%
99348	LESOTHO	1	20.0%
Sysmiss		2061	
<i>Warning: these figures indicate the number of cases found in the data file. They cannot be interpreted as summary statistics of the population of interest.</i>			

# q600t: Number of transit stays	
Information	[Type= continuous] [Format=numeric] [Range= 0-9999] [Missing=*]
Statistics [NW/ W]	[Valid=2066 /-] [Invalid=0 /-] [Mean=0.0397 /-] [StdDev=0.265 /-]
Source	Interviewer
Pre-question	MODULE: LONG AND SHORT STAYS OUTSIDE DR CONGO (= TRANSIT STAYS + STAYS WITH INTENTION TO SETTLE + STAYS OF MORE THAN 1 YEAR) LET'S LOOK IN SOME MORE DETAIL AT THE HISTORY OF YOUR STAYS OUTSIDE DR CONGO
Literal question	600T.
Interviewer's instructions	Count (column 8) every transit stay (TRANSIT) (recount a country if it is cited several times in the AGEVEN): _ _
# q600i: Number of set stays	
Information	[Type= continuous] [Format=numeric] [Range= 0-3] [Missing=*]
Statistics [NW/ W]	[Valid=2066 /-] [Invalid=0 /-] [Mean=0.0092 /-] [StdDev=0.105 /-]
Source	Interviewer
Literal question	600I.
Interviewer's instructions	Count (column 8) every stay of less than a year outside DR Congo with the intention to settle (INST) (recount the country if it is cited several times): _ _
# q600m: Number of long stays	
Information	[Type= continuous] [Format=numeric] [Range= 0-8] [Missing=*]
Statistics [NW/ W]	[Valid=2066 /-] [Invalid=0 /-] [Mean=0.494 /-] [StdDev=0.797 /-]
Source	Interviewer
Literal question	600M.
Interviewer's instructions	Count (column 3.2) every STAY OF MORE THAN 1 YEAR outside DR Congo (count a country several times if Ego went there repeatedly): _ _
# q600tot: Total number of stays	
Information	[Type= continuous] [Format=numeric] [Range= 0-10] [Missing=*]
Statistics [NW/ W]	[Valid=2066 /-] [Invalid=0 /-] [Mean=0.543 /-] [StdDev=0.89 /-]
Source	Interviewer
Literal question	600TOT. Total:

# q24: Contribution to associations			
Information	[Type= discrete] [Format=numeric] [Range= 0-1] [Missing=*]		
Statistics [NW/ W]	[Valid=1925 /-] [Invalid=141 /-]		
Pre-question	ASSOCIATIONS (FOR ALL STAYS OUTSIDE DR CONGO THAT LASTED MORE THAN A YEAR)		
Literal question	Q24. In the time that you spent abroad, were you at any time paying contributions or membership fees to one or more associations (including religious organisations) that finance projects in DR Congo or support Congolese migrants in Europe?		
Value	Label	Cases	Percentage
0	No	1810	94.0%
1	Yes	114	5.9%
184		1	0.1%
Sysmiss		141	
<i>Warning: these figures indicate the number of cases found in the data file. They cannot be interpreted as summary statistics of the population of interest.</i>			
# q25: Did you seek asylum			
Information	[Type= discrete] [Format=numeric] [Range= 0-1] [Missing=*]		
Statistics [NW/ W]	[Valid=1925 /-] [Invalid=141 /-]		
Pre-question	ASYLUM (FOR ALL STAYS OUTSIDE DR CONGO THAT LASTED MORE THAN A YEAR)		
Literal question	Q25. Over the years that you lived outside DR Congo, did you seek asylum?		
Post-question	If q25 in 0 => Go to RESIDENCE PERMITS, Page 46		
Value	Label	Cases	Percentage
0	No	1671	86.8%
1	Yes	253	13.1%
184		1	0.1%
Sysmiss		141	
<i>Warning: these figures indicate the number of cases found in the data file. They cannot be interpreted as summary statistics of the population of interest.</i>			
# q700s: Number of short returns			
Information	[Type= continuous] [Format=numeric] [Range= 0-9999] [Missing=*]		
Statistics [NW/ W]	[Valid=2066 /-] [Invalid=0 /-] [Mean=0.0092 /-] [StdDev=0.0955 /-]		
Source	Interviewer		
Pre-question	MODULE: RETURN TRIPS TO DR CONGO (SHORT STAYS TO SETTLE AND RETURNS OF MORE THAN ONE YEAR) I would now like to ask you some more questions about the circumstances in which you returned to DR Congo to stay or live there.		
Literal question	700S.		
Interviewer's instructions	Count (column 13) each RETURN to DR Congo lasting less than a year, BUT WITH THE INTENTION OF SETTLING (R + INST): __		
# q700r: Number of long returns			
Information	[Type= continuous] [Format=numeric] [Range= 0-9999] [Missing=*]		
Statistics [NW/ W]	[Valid=2066 /-] [Invalid=0 /-] [Mean=0.175 /-] [StdDev=0.418 /-]		
Source	Interviewer		
Literal question	700R.		
Interviewer's instructions	Count (column 3.2) each RETURN to DR Congo OF MORE THAN ONE YEAR: __		
# q700t: Total number of returns			
Information	[Type= continuous] [Format=numeric] [Range= 0-4] [Missing=*]		
Statistics [NW/ W]	[Valid=2066 /-] [Invalid=0 /-] [Mean=0.184 /-] [StdDev=0.428 /-]		

# q700t: Total number of returns			
Source	Interviewer		
Literal question	700TOT. Total:		
# remarques: Remarks			
Information	[Type= discrete] [Format=character] [Missing=*]		
Statistics [NW/ W]	[Valid=1657 /-]		
Pre-question	We are now at the end of the interview. I thank you very much for your participation.		
Literal question	Would you like to make any comments or give us your opinion about this questionnaire or this study?		
Value	Label	Cases	Percentage
"Je trouve ca juste" la repondante n'a pas de remarques particulieres		1	0.1%
.b		1	0.1%
/		2	0.1%
/ (etait presse de partir)		1	0.1%
/!\ : elements exploitables par le gouvernement -> la confidentialite		1	0.1%
0993150304		1	0.1%
A QUOI SERVIRAIENT TOUTES CES QUESTIONS POSEES		1	0.1%
A L ETRANGER ON EST PAS TOUT A FAIT LIBRE COMME DANS SON PAYS D ORIGINE		1	0.1%
A LEXTERIEUR DU PAYS ON A LA FACILITE DE SE RETROUVER ET GAGNER SA VIE		1	0.1%
A QUOI SERVIRA CE QUESTIONNAIR LE PEUPLE CONGOLAIS AIMERAIT QUE L OCCIDENT SOUTIENNE UN NATIONALISTE UN MESSIEUR QUI		1	0.1%

remarques: Remarks

Value	Label	Cases	Percentage
PROTEGERA LE PAYS ET SON PEUPLE, ET PAS UN ETRANGER NOUS IMPOSE PAR DES ELECTIONS TRUQUEES.			
A QUOI SERVIRA LE RESULTAT DE CETTE ETUDES LE QUESTIONNAIR EST BON MAIS LONG. PAS D'AUTRES COMMENTAIRE		1	0.1%
A QUOI SERVIRA UN TEL QUSTIONNAIRE JE NE CROIS PAS QUE LES AUTORITES CONGOLAISES SE PREOCCUPENT DE LA MIGRATION DE LEURS CONCITOYENS. AU CONTRAIRE, ELLES S EN MOQUENT.		1	0.1%
A QUOI SERVIRA UNE PAREILLE ETUDE? SI AU MOINS ELLE POUVAIT CHANGER DES CHOSES EN AFRIQUE ET AU CONGO NOUS NOUS EN REJOURONS.		1	0.1%
A QUOI VONT SERVIR TOUTES CES INFORMATIONS		1	0.1%
A TRAVERS CE QUESTIONNAIR LA VIE DES ENQUETES EST CONNUE CE QUI N EST PAS BIEN		1	0.1%
A VOIR LE QUESTIONNAIR		1	0.1%

remarques: Remarks

Value	Label	Cases	Percentage
IL FAIT PEUR , MOI JE NE PEUX PAS ENTAMER DE TELLES ETUDES			
APPRECIATION DE LA PROFONDEUR DE L ETUDE		1	0.1%
APPROFONDIR CES QUESTIONS CAR MEME LES FAMILLES DE BONNES CONDITIONS CHERCHENT TOUJOURS A PARTIR. POURQUOI ?		1	0.1%
AS DE COMMENTAIRE		1	0.1%
AUCUN		25	1.5%
AUCUN AVIS		1	0.1%
AUCUN COMMENTAIRE		1	0.1%
AUCUN EN PARTICULIER		1	0.1%
AUCUNE		22	1.3%
AUCUNE IMPRESSION		1	0.1%
AUCUNE REMARQUE		1	0.1%
AUCUUN		1	0.1%
AVEC DES BOONS DIRIGEATNS ON NE QUITTERAIS PAS LE PAYS		1	0.1%
Abordable mais trop long et fatigant		1	0.1%
Aucun commentaire		1	0.1%
BEAUCOUP DES OQUESTIONS ET ICA PREND BEAUPCOUP DE TEMPS		1	0.1%
BIEN		1	0.1%
BONNE CHANCE		2	0.1%
BONNE ETUDE		2	0.1%

remarques: Remarks

Value	Label	Cases	Percentage
BONNE ETUDE MAIS QUI PREND BEAUCOUP DE TEMPS		1	0.1%
BONNE ETUDE QUI PERMET DE NE PAS OUBLIER LE PASSE		1	0.1%
BONNE RECHERCHE, J ESPERE QUE LES OBJECTIFS SERONT ATTEINTS.		1	0.1%
Beaucoup d'interet, bien fait, espere que les resultats seront bien		1	0.1%
Beaucoup trop long et etait fatigue		1	0.1%
Bien de faire de telles enquetes pour avoir des informations sur les etudiants etrangers vivant en Belgique. Besoin de reciprocite entre le congo et la belgique		1	0.1%
Bonne chance		1	0.1%
Bonne enquete, mais que les conclusions servent a quelque chose		1	0.1%
Bonne idee de faire une telle etude, mais que cela aide les Congolais a s'integrer		1	0.1%
C EST TROP LONG ET FATIGANT		1	0.1%
C EST BIEN		2	0.1%
C EST BIEN C EST MA CONTRIBUTION A LA SCIENCE		1	0.1%
C EST BIEN JE N AI RIEN A DIRE		1	0.1%

remarques: Remarks

Value	Label	Cases	Percentage
C EST BIEN JE NAI RIEN A AJOUTER		1	0.1%
C EST BIEN LE QUESTIONNAIR NOUS PERMET DE SE RAPPELER		1	0.1%
C EST BIEN LES RECHERCHES SI C EST POUR AIDER LES GENS AU CONGO AVEC LE TRAVAIL, OU SI ON RECHERCHE POURQUOI ON QUITTE LE CONGO.		1	0.1%
C EST BIEN PARCE QUE CECI PEUT AIDER LA RDC PARCE QUE CETTE ETUDE DONNERA DES INFORMATION: POUR MIEUX CERNER LES PROBLEMES AT APPORTER LES SOLUTIONS APPROPRIEES.		1	0.1%
C EST BIEN PASSE		1	0.1%
C EST BIEN POUR AIDER LE DEVELOPPEME		1	0.1%
C EST BIEN POUR VOUS QUI ETUDIEZ MOI JE NE COMPRENDS RIEN SUR VOTRE BUT		1	0.1%
C EST BIEN QUE DIEU VOUS BENISSE ET LA COLLATION IL FAUT NOUS APPELER		1	0.1%
C EST BIEN QUE TU FAIS		1	0.1%

remarques: Remarks

Value	Label	Cases	Percentage
CETTE ETUDE AU CONGO.			
C EST BON		1	0.1%
C EST BON POUR SE DOCUMENTER		1	0.1%
C EST BON TU ME RAPELLE TOUT PARCOURT		1	0.1%
C EST DIFFICILE DE COMPARER LA VIE AVEC LES VOISINS PARCE QUE JE VOIS LES PERSONNES ICI.		1	0.1%
C EST DIFFICILE DE COMPRENDRE LES TERMES COMME VILLAGE, COMMUNES, ETC.		1	0.1%
C EST INTERESSANT POUR NOUS		1	0.1%
C EST INTERESSANT VOTRE ETUDE. MAIS QU EST CE QUI CHANGERA DANS CE PAYS AVEC UN DESORDRE AU SOMMET. TOUT LE MONDE DOIT S IMPLIQUER POUR LE DEVELOPPEME MEME DANS CE DOMAINE DE MIGRATIONS		1	0.1%
C EST INTERRESSANT		1	0.1%
C EST LA PREMIERE FOIS ELLE ENCOURAGE CE TYPE D ETUDE		1	0.1%
C EST NOTER DEVOIR DE VOUS AIDER		1	0.1%

remarques: Remarks

Value	Label	Cases	Percentage
PARCE QUE NOUS AUSSI ON A FAIT CE GENRE DE TRAVAIL MAIS PAS DE COMMENTAIRE			
C EST PAS FACILE DE VIVRE CHEZ LES AUTRES		1	0.1%
C EST QUOI LA FINALITE DE CE TRAVAIL		1	0.1%
C EST TRES LONG		1	0.1%
C EST TROP COMPLIQUE		1	0.1%
C EST TROP LONG		1	0.1%
C EST TROP LONG ET LES QUESTIONS SON TROP COMPLIQUES, SI VOUS POUVEZ PAYER LES GENS, CA SERA BIEN, PARCEQUE CA PREND TROP DE TEMPS.		1	0.1%
C EST UN ECHANGE D IDEE ET JE RESTE DISPOSER POUR VOUS FOURNIR D AUTRE INFORMATION: SI VOUS EN AVEZ BESOIN		1	0.1%
C EST UNE BONNE CHOSE, LA RECHERCHE PEUT BENEFICIER A BEAUCOUP DE PERSONNES.		1	0.1%
C EST UNE BONNE ETUDE		4	0.2%
C EST UNE BONNE ETUDE NOUS VOUS SOUHAITONS		1	0.1%

remarques: Remarks

Value	Label	Cases	Percentage
BONNES CHANCE			
C EST UNE ETUDE TRES INTERESSANTE		1	0.1%
C EST UNE ETUDE TRES INTERESSANTE CAR SANS CETTE ETUDE ON NE PEUT PAS CONNAITRE CE QUI SE PASSE AU PAYS		1	0.1%
C EST VRAIMENT LONG COMME QUESTIONNAIR		1	0.1%
C EST VRAIMENT LONGUE COMME ETUDE		1	0.1%
C'EST BIEN CA ME RAPPELLE L'EPOQUE PASSE		1	0.1%
C'EST BIEN , JE N'AI RIEN A DIRE		1	0.1%
C'EST SA VIE QUI A ETE EXPOSEE ET ELLE ESPERE QU'ELLE NE VIVRA PAS EN DANGER		1	0.1%
C'EST TRES IMPORTANT , SI ON SORT DES INDICATEURS VALABLES ET SI LES SUGGESTIONS SERONT MISES EN OEUVRES . NOUS SUGGERONS UNE BONNE POLITIQUE MIGRATOIRE AU CONGO		1	0.1%
C'EST UN REEL PLAISIR DE POUVOIR T'AIDER		1	0.1%

remarques: Remarks

Value	Label	Cases	Percentage
C'EST UNE ETUDE TRES INTERESSANTE		1	0.1%
C'EST UNE BONNE ETUDE		1	0.1%
C'EST UNE BONNE ETUDE		1	0.1%
C'est bien		2	0.1%
C'est bien de savoir comment vivent les Congolais derriere. Mais j'ai besoin de rester chez moi. J'aime bouger. ca me fait mal de rester en centre comme ca. Je voudrais retrouver ma famille au chili		1	0.1%
C'est bien mais c'est difficile d'avoir la realite des parcours pour les demandes d'asile, je crois, parce qu'ils changent souvent d'identite, ils racontent differents parcours. C'est complique.		1	0.1%
C'est cool comme questionnaire		1	0.1%
C'est la vie d'une personne que l'on etale a travers ce questionnaire; je ne sais pas si beaucoup de personne vous diront la verite.		1	0.1%
C'est long		1	0.1%
CA MA EVEILLE ET DE JETER UN COUP DOEIL SUR LA MIGRATION		1	0.1%
CE BIEN CE GENRE D ETUDES C EST		1	0.1%

remarques: Remarks

Value	Label	Cases	Percentage
FANTASTIQUE CA PREND BEAUCOUP DES TEMPS POUR LES GENS QUI SONT TRES OCCUPES CA RISQUE DE NE PAS ETRE EFFICACE POUR CERTAINS MILIEUX			
CE N EST PAS UNE BONNE ETUDE CAR ELLE DEVOILLE LA VIE DES GENS A NU		1	0.1%
CE QUESTIONNAIR A RESUME TOUTE MA VIE. J ESPERE SEULEMENT QUE LE HOME OFFICE NE L UTILISERA PAS POUR RECONSIDERE MON DOSSIER. A QUOI SERVIRONT TOUTES CES QUESTIONS?		1	0.1%
CE QUESTIONNAIR EST COMPLIQUE POUR MOI. J AI FAIT DE MON MIEUX POUR REPONDRE A VOS QUESTIONS. J ESPERE QUE MA DEMANDE D ASILE POLITIQUE NE SERA PAS AFFECTEE.		1	0.1%
CE QUESTIONNAIR EST INQUISITIVE AVEC BEAUCOUP DE QUESTIONS PERSONNELLES		1	0.1%

remarques: Remarks

Value	Label	Cases	Percentage
A QUOI SERVIRA CETTE ETUDE DE MIGRATION?			
CE QUESTIONNAIR EST MA BIBLIOGRAPHIE A QUI SERT-IL? J Y AI REPONDU PARCE QUE JE VOUS CONNAIS PERSONNELLEMENT AUTREMENT, J AURAI REFUSE.		1	0.1%
CE QUESTIONNAIR EST TRES LONG		1	0.1%
CE QUESTIONNAIR EST TRES LONG. QUELLE EST SA RAISON D ETRE? POUR ARRETER LA MIGRATION, IL FAUDRA QUE LES DIRIGEANTS AFRICAINS TRAVAILLENT VRAIMENT POUR LEURS PAYS AU LIEU DE TUER LEURS CONCITOYENS ET METTRE DE L ARGENT DANS DES BANQUES SUISES		1	0.1%
CE QUESTIONNAIR EST TROP PERSONNEL AVEC BEAUCOUP DE QUESTIONS PERSONNELLES IL RESEMBLE A UN FICHIER DES SERVICES DE SECURITE - PAS BON.		1	0.1%
CE QUESTIONNAIR		1	0.1%

remarques: Remarks

Value	Label	Cases	Percentage
N EST IL PAS UN MOYEN POUR QUE LE GOUVERNEMENT ANGLAIS FERME SES PORTES AUX DEMANDEURS D ASILE POLITIQUE? IL A BEAUCOUP DE QUESTIONS PERSONNELLES			
CE QUESTIONNAIRE PERMET DE SE SOUVENIR DU PASSE		1	0.1%
CE QUESTIONNAIRE SEMBLE ETRE COMPLEXE. IL EST UN PEU TROP PERSONNEL DEBORDANT DE CURIOSITE. IL EST COMME UN AGENT DE SCURITE RECOLTANT DES INFORMATIONS SUR MOI.		1	0.1%
CE QUESTIONNAIRE SEMBLE ETRE TOUTE MA BIOGRAPHIE. L ASSURANCE DE L ANONYMAT SUR MON IDENTITE EST L UN DES FACTEURS QUE J ACCEPTE DE PRENDRE PART A CE TRAVAIL.		1	0.1%
CE SONT DES QUESTIONS INTERESSANTE		1	0.1%
CES ETUDES NABOUTISSENT PAS.C EST COMME SI ELLES SONT FAITES POUR QUE LES ETUDIANTS		1	0.1%

remarques: Remarks

Value	Label	Cases	Percentage
S EXERCENT ET TOUT EST DEPOSE A LA BIBLIOTHEQUE ET TIRROIRS DE DECIDEURS.RE. TOUTE FOIS OPTIMISTE.			
CES QUESTIONS DONNENT LIMPRESSION DUNE ENQUETE POLICIERE		1	0.1%
CESSEZ DE TOURMENTER LES CONGOLAIS, ARRETEZ LA GUERRE, LAISSEZ LA RDC SE DEVELOPPER, ET VOUS N AUREZ PLUS CES PROBLEMES D IMMIGRATION.		1	0.1%
CESSEZ DE VENDRE VOS ARMES EN RDC ET SES PAYS VOISINS. TROP LONG, TROP DE QUESTIONS TOUCHANT A MA VIE PRIVEE. SI VOUS VOULEZ ARRETER L IMMIGRATION, LAISSEZ LA RDC TRANQUILLE (SES RICHESSES).		1	0.1%
CEST BIEN MAIS IL NE FAUT PAS QUE LON ME POURSUIVE A CAUSE DE CE QUESTIONNAIR		1	0.1%
CEST UNE BONNE ETUDE		1	0.1%

remarques: Remarks

Value	Label	Cases	Percentage
CEST UNE ETUDE TRES INTERRESSANT		1	0.1%
CET ENTRETIEN EST INTERESSANT POUR COMPRENDRE LA TRAJECTOIRE DES MIGRANTS.		1	0.1%
CETTE ETUDE EST NECESSAIRE DU POINT DE VUE STATISTIQUE, ET LES VERITABLES RAISONS MIGRATOIRES RESIDENTS DANS LE MARASME ECONOMIQUE, L INTOLERANCE POLITIQUE, L OPPRESSION ET ARRESTATIONS ARBITRAIRES		1	0.1%
CETTE ETUDE MET TROP D ACCENT SUR LES DATES ANTERIEURES		1	0.1%
CETTE ETUDE RETRACE TOUTE MA VIE SI VOS CHEFS POURRAIENT LE PERMETTRE VOUS ALLIEZ ME FAIRE UNE COPIE POUR QUE QUAND JE VEUX MOURRIR MES PETIT FILS POURRONS AVOIR L IDEE DE LA VIE DE LEUR GRAND PERE		1	0.1%
COMME REMARQUE : PAS		1	0.1%

remarques: Remarks

Value	Label	Cases	Percentage
D'EMPLOI , IMPOSSIBILITE DE PAYER LE MINERVAL DES ENFANTS			
COMME VOUS ETES ETUDIANTS JE NE POUVAIS QUE VOUS AIDEZ		1	0.1%
CONCERNANT L ENVOIE D ARGENT DE FRERE A L ETRANGER EN QUOI CA VOUS REGARDE C EST NOTRE VIE		1	0.1%
CONCERNANT NOS FRERES QUI SONT A L ETRANGER ILS ONT UN COEUR DUR		1	0.1%
Comme nous nous sommes ouverts volontairements, on aimerait a la fin avoir des infos fiables sur les chiffres		1	0.1%
Congolais souffrent beaucoup de la politique mais quand les Congolais sont ici, ils comprennent que le probleme est ici. Office des etrangers ne comprend pas ou refuse de comprendre		1	0.1%
DIFFICILE, COMPLIQUE		1	0.1%
ELLE ETAIT CONTENTE		1	0.1%
ELLE ESPERE QUE CETTE ETUDE SERA EXPLOITEE PAR LE COUVERNERMI		1	0.1%
ELLE EST INTERESSANTE CETTE		1	0.1%

remarques: Remarks

Value	Label	Cases	Percentage
ELLE N A PAS ASSEZ ETUDIE ELLE NOUS A AIDE JUSTE A COLLECTER LES DONNEES		1	0.1%
ELLE N A PAS ASSEZ ETUDIE ET NE VOIT PAS L IMPORTANCE DE CETTE ETUDE		1	0.1%
ELLE N A PAS FAIT DE LONGUES ETUDES ELLE NOUS A AIDE A COLLECTER LES DONNES		1	0.1%
ELLE NE COMPREND RIEN		1	0.1%
ELLE NE COMPREND RIEN DE CETTE ETUDE		1	0.1%
ELLE NE SE RETROUVE PAS DANS CETTE ETUDE		1	0.1%
ELLE NE VOIT PAS L IMPORTANCE DE L ETUDE		1	0.1%
ELLE NOUS AIDE JUSTE POUR LA COLLECTE DES DONNEES		1	0.1%
ENTRETIEN ASSEZ LONG, TOUCHANT A LA VIE PRIVEE		1	0.1%
ENTRETIEN INTERESSANT, MAIS LONG		1	0.1%
ENTRETIEN PREND BEAUCOUP DE TEMPS		1	0.1%
ENTRETIEN TROP LONG POUR PEU D ARGENT (SEULEMENT 15 LIVRES).		1	0.1%
ESC-CE QUE CE		1	0.1%

remarques: Remarks

Value	Label	Cases	Percentage
QUESTIONNAIR SERA REMIS AU HOME OFFICE? QUELLE EST LA VERITABLE RAISON DE CE QUESTIONNAIR J AI PEUR DE QU IL SE RETOURNE CONTRE MA FAMILLE UN JOUR. UNE ETUDE SUR LA MIGRATION, POURQUOI FAIRE?			
EST CE QUE C EST ICI SEULEMENT QUE VOUS AVEZ CHOISIE DE MENER L ENQUETE		1	0.1%
EST CE QUE CE QUESTIONNAIR EST SUIVI C EST BEAU DE FAIRE LES ANALYSES ENCORE FAUDRA T IL QUE LE GOUVERNEME L EXPLOITE		1	0.1%
EST CE QUE L ETAT VIENDRA METTRE DE L EAU ET COURANT		1	0.1%
ETANT INTELLECTUEL JE NE PEUX QUE CONTRIBUER A LA RECHERCHE SCIENTIFIQUE POUR LE DEVELOPPEME DE CE PAYS		1	0.1%
ETES VOUS A LA RECHERCHE DES ANGOLAIS RESIDANT EN RDC OU CAREMENT		1	0.1%

remarques: Remarks

Value	Label	Cases	Percentage
DES ETRANGERS			
ETUDE ASSEZ INTERESSANTE J AIMERAIS VOIR LE PRODUIT FINAL.		1	0.1%
ETUDE INTERESSANTE ET LE SOUTIEN DE LA DIASPORA DEPEND DE L INTEGRATION DES MEMBRES DE LA DIASPORA		1	0.1%
ETUDE TRES IMPORTANTE EN VUE DE MIEUX COMPRENDRE LES ENJEUX DES MIGRATIONS		1	0.1%
Elle ne comprenait pas bien les questions et le pourquoi de ces questions		1	0.1%
IL A APPRECIE CETTE ETUDE		1	0.1%
IL A DEMANDE SI IL N YAVAIT PAS D ARGENT A LUI DONNER		1	0.1%
IL A REFUSE DE DONNE SON NUMERO		1	0.1%
IL DEMANDE DE NE PAS EMPECHER LES CONGOLAIS DE MIGRER		1	0.1%
IL EST DOMMAGE QUE CE QUESTIONNAIR NE PUISSE PAS AVOIR UN IMPACT SUR LES POLITIQUES PRATIQUEES PAR LES REGIMES AFRICAINS		1	0.1%

remarques: Remarks

Value	Label	Cases	Percentage
QUI NE COMPRENNE PAS LE POURQUOI DE MIGRATIONS VOLONTAIRES OU FORCEES DE LEUR PEUPLE.			
IL FAUT SAVOIR RESUMER LES CHOSES VOTRE QUESTIONNAIR EST TROP LONG		1	0.1%
IL ME SEMBLE QUE CE QUESTIONNAIR EST UN FICHIER DE SERVICES DE SECURITE. JE SUIS RAVIE DE VOS EXPLICATIONS ET APAISEE QUE LES INFORMATIONS FOURNIES NE SERONT PAS UTILISEES CONTRE MA FAMILLE.		1	0.1%
IL ME SEMBLE QUE CETTE ETUDE VISE A FERMER LA PORTE AUX MIGRANTS. IL EST DOMMAGE DE NOTER QUE NOTRE PAYS NE CONNAIT PAS LA PAIX PARCE QUE L OCCIDENT NOUS IMPOSE LE CANDIDAT A LEUR SOLDE. POURQUOI N AVOIR JAMAIS SUPPORTE UN NATIONALISTE		1	0.1%
IL ME SEMBLE QUE LE BUT DE CE QUESTIONNAIR EST PLUS ECONOMIQUE.		1	0.1%

remarques: Remarks

Value	Label	Cases	Percentage
A QUOI SERVIRONT SES RESULTATS? EST-CE POUR MIEUX CONTROLLER CE QUE LES DIASPORAS ENVOIENT EN AFRIQUE! UNE AUTRE ETUDE, A QUOI SERVIRA-T- ELLE?			
IL N A PAS LE NUMERO DE TELEPHONE		1	0.1%
IL N YA RIEN DE SPECIAL A L ETRANGER SI NOUS SOMMES SERIEUX ICI CHEZ NOUS		1	0.1%
IL NOUS A AIDER A COLLECTER LES INFORMATION:		1	0.1%
IL PARAIT QUE CE QUESTIONNAIR EST SUR LE PLAN DE L IMMIGRATION, AINSI J ETAIS ASSEZ HESITANTE DE REpondre AUX QUESTIONS.		1	0.1%
IL S AGIT D UN PROJET INTERESSANT POUR CERNER LE PARCOURS MIGRATOIRE DES AFRICAINS EN EUROPE.		1	0.1%
IL Y A DE SES QUESTIONS QUI TOUCHENT A LA VIE PRIVE DES PERSONNES VEUILLEZ PROCHAINEME A SES REMARQUES		1	0.1%

remarques: Remarks

Value	Label	Cases	Percentage
INTERESSANT		8	0.5%
INTERESSANT C EST UNE BONNE ETUDE		1	0.1%
INTERESSANT COMME ETUDE		1	0.1%
INTERESSANT COMME ETUDE QUELLE EN EST LA PORTEE		1	0.1%
INTERESSANT MAIS L ETUDE DOIT ETRE EXPLOITEE PAR LE GOUVERNEMENT POUR AMELIORER OU REGULER TOUTES LES MIGRATIONS(I ET INTERNATIONA		1	0.1%
INTERESSANT MAIS TRES LONG		1	0.1%
INTERESSANT PAS DES COMMENTAIRE		1	0.1%
INTERESSANT POUR NOUS QUI FAISSONS L ETUDE		1	0.1%
INTERESSANT POUR NOUS QUI MENENS L ETUDE		1	0.1%
INTERESSANT POUR REMOMERER LE MEMOIRE		1	0.1%
INTERESSANT SAUF QUE LES QUESTION FRISENT L INTIMITE DES PERSONNES		1	0.1%
INTERESSANTE TOUTES LES QUESTIONS POSEES		1	0.1%
INTERRESSANT		2	0.1%
INTERRESSANT POUR NOUS PAS POUR EUX		1	0.1%

remarques: Remarks

Value	Label	Cases	Percentage
INTERRESSANT CETTE ETUDE		1	0.1%
INteressante et espere que ca restera anonyme. C'etait long		1	0.1%
Il faut donner des papiers pour travailler et etudier		1	0.1%
Il faut voir la fin de l'etude pour voir a quoi cela porte. Mais je trouve ca bien de faire des etudes comme ca . Je veux etre au courant de la suite		1	0.1%
Importance de ce genre d'etudes pour faire cesser les prejuges sur les migrants.		1	0.1%
Interessant mais trop long		1	0.1%
Interessant puisque ca va pouvoir critiquer le systeme migratoire. On a trop souvent tendace a mettre tout le monde dans le meme sac. Il y a trop de manieres pour immigrer alors que de nombreux africains peuvent contribuer au developpement du C		1	0.1%
J AI APPRECIE LA PROCEDURE DE L INTERVIEW, ET JE SOUHAITERAI QUE CELA PUISSE ETRE PUBLIE, AVOIR DES DEBATS TELEVISES SUR L INTERVIEW,		1	0.1%
J AI BEAUCOUP		1	0.1%

remarques: Remarks

Value	Label	Cases	Percentage
HESITE FAIRE CETTE INTERVIEW MAIS JE LE FAIS PARCE QUE VOUS M AVEZ RASSURE QUE CE QUESTIONNAIR N A RIEN A VOIR AVEC LE HOME OFFICE, REGARDE MON AGE JE NE VEUX PLUS AVOIR DES PROBLEMES AVEC LES AUTORITES DE QUELQUE PAYS QUE CE SOI			
J AI PEUR DE VOTRE QUESTIONNAIR COMME SI VOUS ESPILLONNEZ LES GENS		1	0.1%
J AI REPONDU A CE QUESTIONNAIR PARCE QUE JE VOUS CONNAIS. AUTREMENT JE NE L AURAI PAS FAIT. MA PEUR EST QU IL SE RETOURNE CONTRE MOI.		1	0.1%
J AI TROUVE CA INTERESSANT CA ME RAPPELLE ENCORE LES GRANDES ETAPES DE MA VIE		1	0.1%
J AIME PAS DE TELLES ETUDES IL NY A DES QUESTIONS QUI VOUS ENERVE		1	0.1%
J AIMERAIS AVOIR UN FEEDBACK		1	0.1%

remarques: Remarks

Value	Label	Cases	Percentage
DE LA RECHERCHE.			
J AIMERAIS BIEN SAVOIR LES RAISONS DE CETTE ENQUETE. EN QUOI CONTRIBUERA-T-IL AU DEVELOPPEME DE LA RC CONGO? PAR CONTRE JE SUIS CONTENT ET SATISFAIT DE LA PERSONNE QUI M A INTERVIEWE A CAUSE DES EXPLICATIONS CLAIRES DONNEES SUR CE QUESTIONNAI		1	0.1%
J APPRECIE VOTRE ETUDE ET LA PROCEDURE ETAIT BONNE D AVOIR PREVENU A L AVANCE UN PEU DE RAISONNEMEN		1	0.1%
J ENVISAGE MOI MEME DE VOYAGER A L ETRANGER POUR MES ETUDES DE DOCTORAT ETANT DONNE LES CONDITION RUDIMENTAIRE DE FORMATION ET DE RECHERCHE DANS NOTRE PAYS		1	0.1%
J ESPERE QUE CE QUESTIONNAIR N AURA PAS A NUIRE SUR MON SEJOUR AU RU. JE LE FAIS PARCE QUE JE VOUS CONNAIS DEPUIS MON		1	0.1%

remarques: Remarks

Value	Label	Cases	Percentage
ARRIVEE ICI A LONDRES. A QUOI SERT IL?			
J ESPERE QUE CE QUESTIONNAIR NE POSERA PAS DE PROBLEMES A MES ENFANTS. CE QUESTIONNAIR EST BIEN MAIS VA T IL CHANGE QUELQUE CHOSE POUR LA VIE DES CONGOLAIS?		1	0.1%
J ESPERE QUE CECI NE SERVIRA PAS A FERMER LES PORTES A NOS FRERES ET SOEURS QUI DESIRENT SE RENDRE EN EUROPE.		1	0.1%
J ESPERE QUE CES INFOS SERVIRONS A AMELIORER LES CONDITIONS DE VIE DES NOIRS D AFRIQUE DANS LE MONDE.		1	0.1%
J ESPERE QUE L ENTRETIEN PORTERA SES FRUITS ET QUE CA SERVIRA A MIEUX COMPRENDRE LA COMPLEXITE DE LA VIE DES IMMIGRES EN EUROPE.		1	0.1%
J ESPERE QUE MES ENFANTS N AURONT PAS DE PROBLEME POUR M AVOIR FAIT VENIR VIVRE AVEC EUX. PAPA JE		1	0.1%

remarques: Remarks

Value	Label	Cases	Percentage
VOUS FAIS CONFIANCE. SI C ETAIT UNE AUTRE PERSONNE, JE N'AURAI PAS REPONDU A TOUTES CES QUESTIONS.			
J ESTIME QUE CES DONNEES VOUS AIDERONT POUR REALISER CETTE ETUDE BONNE CHANCE		1	0.1%
J'AI BEAUCOUP APPRIS DE MON PARCOURS MIGRATOIRE EN PARTICIPANT A CET INTERVIEW		1	0.1%
J'ESPERE QUE CET ENTRETIEN PERMETTRA DE FAIRE AVANCER LA CONNAISSANC SUR LES PROBLEMES D'IMMIGRATIO DANS LES PAYS OCCIDENTAUX		1	0.1%
J'ai un peu peur parceque je ne saisis pas bien l'opportunire de cette etude		1	0.1%
J'aimerais qu'il y aient des restitutions des resultats de l'enquete; a travers des debats publics dans les zones de residence des enquetes		1	0.1%
J'aimerais que le gouvernement belge fasse un effort comme cette etude. Il faut expliquer aux Belges pourquoi il y a		1	0.1%

remarques: Remarks

Value	Label	Cases	Percentage
des Congolais qui vivent ici. Certains ignorent que la Belgique a colonise le Congo. Il ne faut rien cacher aux Belges. Il y a			
J'espere que ca va aboutir a quelque chose, comme cela, on n'aura pas perdu le temps inutilement		1	0.1%
J'espere que cette etude va permettre de mieux comprendre les Africains		1	0.1%
JE NE VOIS PAS L'IMPACT DE CETTE ETUDE SUR LA VIE DE LA POPULATION OU MEME CELLE DES MIGRANTS OU MIGRANTS POTENTIELS		1	0.1%
JE VOUS SOUHAITE BONNE CHANCE		1	0.1%
JE COMPTE SUR L'ANNONYMAT ET CONFIDENTIAL DE L'ENTRETIEN, MAIS C'EST BIEN DE S'INTERESSER AUX IMMIGRES CONGOLAIS AU MOINS, C'EST PAS SOUVENT.		1	0.1%
JE CONNAIS L'IMPORTANCE DE CES DETAILS JE VOUS EN SOUHAITE BONNE CHANCE		1	0.1%
JE CROIS QU'IL EST POSSIBLE DE		1	0.1%

remarques: Remarks

Value	Label	Cases	Percentage
MIEUX VIVRE ICI OU DANS SON PROPRE PAYS SI LES CONDITIONS SONT AMELIOREES			
JE DEMANDE LA SINCERITE		1	0.1%
JE N AI PAS DE COMMENTAIRE A FAIRE JE ME SENS PAS BIEN		1	0.1%
JE N AI PAS DE COMMENTAIRE PARTICULIERS A FAIRE, SEULEMENT DIRE QUE CE QUESTIONNAIR EST TRES PROFOND, RAISON POUR LAQUELLE JE N AI PAS REPONDU A TOUTES LES QUESTIONS.		1	0.1%
JE N AI PAS DE REMARQUE PARTICULIERE EN RELATION AVEC LE QUESTIONNAIR SINON ME DEMANDER SA RAISON PROFONDE. CE QUESTIONNAIR EST VRAIMENT PERSONNEL AVEC UNE INQUISITION INDIVIDUELLE.		1	0.1%
JE N AURAI SUREMENT PAS PRIS PART A CE QUESTIONNAIR SI JE NE TE CONNAISSAIS PAS.		1	0.1%
JE N'AI PAS BEAUCOUP DE COMMENTAIRE POUR CE QUESTIONNAIR		1	0.1%

remarques: Remarks

Value	Label	Cases	Percentage
SINON ME DEMANDER SA RAISON D'ETRE			
JE NE CONNAIT PAS VOTRE ETAT D AME JE NE PEUT PAS VOUS PARLER DE MA VIE		1	0.1%
JE NE PAS DES COMMENTAIRE A FAIRE IL Y A DE TRAVAILLEURS QUI M ATTENDE POUR ALLE A LA FERME A MITENDI		1	0.1%
JE NE SAIS PAS LE BUT DE L ENQUETE		1	0.1%
JE NE VOIS PAS L IMPORTENCE DE CETTE ETUDE		1	0.1%
JE PENSE QUE C EST TROP LONG, SURTOUT POUR LES FAMILLES OU IL Y A DES ENFANTS.		1	0.1%
JE REGRETTE, L ANGOLA N EST PAS UN PAYS OU JE DEV RAIS ALLER, J AI GACHE MA VIE		1	0.1%
JE SOUHAITE QUE CETTE ETUDE SOIT PUBLIER		1	0.1%
JE SOUHAITE QUE VOTRE TRAVAIL ABOUTISSE A QUELQUE CHOSE		1	0.1%
JE SUIS CONTENT DE CE QUESTIONNAIR		1	0.1%
JE SUIS CONTENT DE		1	0.1%

remarques: Remarks

Value	Label	Cases	Percentage
REPENDRE A CE QUESTIONNAIR CELA ME RAPPELLE MON PARCOURS			
JE SUIS CONTENT DE TOUTES LES QUESTIONS POSEES ET JE VOUS CONSIDERE COMME DESETUDIANTS		1	0.1%
JE SUIS CONTENT DIEU VA VOUS AIDEZ		1	0.1%
JE SUIS CONTENTE DE TOUTES LES REPNSES QUE VOUS M AVEZ POSE ET AUSSI PERMETTRE A MES ENFANTS DE SAVOIR CE QUE J AI FAIT QUE LES AUTORITES ARRANGENT LA SITUATION SOCIALE DU PEUPLE		1	0.1%
JE SUIS DESOLEE D AVOIR TRES SOUVENT REPONDU AU TELEPHONE. MON MARI TRAVAILLE AVEC DES AVOCATS QUI APPELLENT CONSTAMMEN LE QUESTIONNAIR SEMBLE ETRE TOUTE UNE BIBLIOGRAPHIE IL EST LONG ET IL FAUT ETRE PATIENT POUR LE FINIR EN UN JOUR.		1	0.1%
JE SUIS FATIGUE AVEC VOS QUESTIONS		1	0.1%

remarques: Remarks

Value	Label	Cases	Percentage
JE SUIS FATIGUE DE RESTER ASSISE SUR LA CHAISE DEPUIS QU ON A COMMENCE VOTRE ETUDE EST TRES LONG		1	0.1%
JE SUIS FLATTEE		1	0.1%
JE SUIS MAINTENANT CONVAINCU QUE CECI EST UN PROJET VISANT A STOPPER LA MIGRATION VERS L EUROPE.		1	0.1%
JE SUIS OCCUPE JE CROIS QUE LES DEVELOPPEME NE VIENT PAS SEULEMENT DE L ETRANGER		1	0.1%
JE SUIS SATISFAIT PAR RAPPORT AU TRAVAIL		1	0.1%
JE SUIS TRES CONTENT DE POUVOIR DECELER LE MAL QUI RONGE NOS SOCIETES AFRICAINES EN VOULANT COMPTER SUR L ETRANGER		1	0.1%
JE SUIS TRES CONTENT DE VOTRE ETUDE MERCI		1	0.1%
JE SUIS TRES CONTENTE DE CETTE ETUDE		1	0.1%
JE VOUDRAIS CONNAITRE TOUTE SA VIE		1	0.1%
JE VOUS AI DONNE DE MES ENFANTS AU NOM DE JESUS CHRIST JE L AI AIDE		1	0.1%

remarques: Remarks

Value	Label	Cases	Percentage
PARCEQUE TU ES ETUDIANT C EST COMME CA QUE JE T AI DONNE TOUS LES DETAILS			
JE VOUS ENCOURAGE A BIEN FAIRE CETTE ETUDE DE BIEN LE FAIRE		1	0.1%
JE VOUS REMERCIÉ DE M AVOIR RAPPELLER MON PASSER		1	0.1%
JE VOUS SIOUHAITE BONNE CHANCE, LES CONGOLAIS RECHERCHENT QUE LE BIEN		1	0.1%
JE VOUS SOUHAITE BONNE CHANCE POUR LA SUITE.		1	0.1%
JUSTE POUR NOUS AIDER A COLLECTER LES DONNEES		1	0.1%
Je demande qu'on reflechisse sur les causes de l'immigration, quelles sont les raisons qui ont pousse les gens a quitter leur pays? Beaucoup de souffrance		1	0.1%
Je pensais que vous alliez plus parler de notre integration, de nos difficultes, surtout pour travailler, des discriminations.		1	0.1%
Je pense qu'il est important de mener une etudes parce que la communaute congolaise a ses propres problemes		1	0.1%

remarques: Remarks

Value	Label	Cases	Percentage
Je suggererai quand j'aurai des resultats		1	0.1%
Je suis habitue a faire des enquetes pour une societe et donc je ne suis pas gene par la longueur du questionnaire		1	0.1%
Je suis interesse de participer a cette initiative pcq les migrants congolais, depuis longtps, on n'en parle pas. Lorsqu'on ouvre sa bouche pour en parler c'est comme s'ils avaits commis des peches capitaux. Or, cette migration peut aussi venir		1	0.1%
Je trouve ca correct. C'est pour avoir des eclaircissement sur l'immigration, voir comment ca evolue avec les loi en vigueur dans le temps		1	0.1%
Je vous donne mes informations parce que vous etes congolais comme moi, sinon, je ne donnerais pas car les gens nous roulent beaucoup comme on n'a pas des papiers		1	0.1%
KE DIEU VOUS BENISSE		1	0.1%
L ENQUETE N EST PAS EN MESURE DE ... LES EXIGENCES DE LA FEMME NE NOUS ON PAS PERMIS DE TERMINER A TEMPS		1	0.1%

# remarques: Remarks			
Value	Label	Cases	Percentage
(BEAUCOUP D INTERRUPTION			
L ENQUETEUR FAIT BIEN SON JOB		1	0.1%
L ENTRETIEN A DURE BEACOU DE TEMPS, ET ON M A DEMANDE BEACOU D INFORMATION QUE J AI DEJA OUBLIEES.		1	0.1%
L ENTRETIEN A PRIS BEAUCOU DE TEMPS.		1	0.1%
L ENTRETIEN EST INTERESSANT CAR IL PERMET D'ETABLIR LES MOTIVATIONS DES CANDIDATS A L IMMIGRATION.		1	0.1%
L ETAT DOIT NOUS AIDER NOUS QUI SOMMES ORPHELIN DE PERE ET DE MERE		1	0.1%
L ETUDE A TORP DES QUESTIONS ET IL EST DIFFICILE DE SE RAPPELLER DES EVENEMENTS PASSES		1	0.1%
L ETUDE BRISE L INTIMITE DES PERSONNES ENQUETEES		1	0.1%
L ETUDE EST BONNE		1	0.1%
L ETUDE EST PERTINENT MAIS MA PREOCCUPATIO EST SA FINALITE. APRES CETTE		1	0.1%

remarques: Remarks

Value	Label	Cases	Percentage
ETUDE, JE SOUHAITERAIS QU ON ORIENTE LES MIGRANTS ICI OU AU PAYS PAR LA SENSIBILISATIO PAR EXEMPLE DES EMISSIONS TELEVISEES/A LA RADIO; LE REVEIL DE LA CONSCIENCE POUR L			
L ETUDE LUI A PARRU INTERESSANTE		1	0.1%
L ETUDE N EST PAS INTERESSANTE POUR ELLE		1	0.1%
L INFORMATION NE SE DONNE PAS GRATUITEMEN SELON L ENQUETE		1	0.1%
L INTERVIEW A ETE TRES LONG. JE SUIS SURE QUE CERTAINS PERSONNES AURONT DU MAL A REpondRE.		1	0.1%
L INTERVIEWEE A TROUVE QUE L ENTRETIEN ETAIT TROP LONG.		1	0.1%
L'enquete est legerement longue et les questions tres personnelles et tendancieuses, et l'enquete pas totalement anonyme		1	0.1%
L'enquete pense que le questionnaire est complet mais il s'etonne qu'on ne l'ait pas interroge sur les difficultes rencontrees		1	0.1%

remarques: Remarks

Value	Label	Cases	Percentage
en Belgique au niveau administratif et de l'integration			
L'etude donne l'air une enquete de l'office des etrangers		1	0.1%
L'objectif de cet entretien semble cacher quelque chose		1	0.1%
LA SITUATION ECONOMIQUE ET POLITIQUE DU CONGO N ETAIT PAS PERTUBEE PAR LES PAYS OCCIDENTAUX JAMAIS LE CONGOLAIS VIENDRA DEMANDER L ASILE POLITIQUE ICI. LES PAYS OCCIDENTAUX SONT LE MALHEUR DU CONGO.		1	0.1%
LA SOUFFRANCE EXCESSIVE FAIT QUE LES GENS QUITENT LA RDC TOUT EST BIEN		1	0.1%
LE BUT DE VOTRE QUESTIONNAIR C EST QUOOI? VOTRE QUESTIONNAIR EST TRES LONG		1	0.1%
LE CHOMAGE EST EXCESSIF LA VIE NEST PAS CONFORME		1	0.1%
LE DE VELOPPEMENT EST POSSIBLE DANS TOUS LES PAYS C EST QUESTION D ORGANISATION		1	0.1%
LE DEVOIR D APPORTER SA CONTRIBUTION		1	0.1%

remarques: Remarks

Value	Label	Cases	Percentage
A CE TRAVAIL SCIENTIFIQUE			
LE ENTRETIEN ETAIT LONG ET PARFOIS TROP DETAILLE.		1	0.1%
LE FAIT DE REVENIR AU PASSE EN LE POSANT DES QUESTIONS FAIT PENSER AUX MAUVAIS SOUVENIRS		1	0.1%
LE FORME, C EST TRES LONG.		1	0.1%
LE HOME OFFICE N A PAS ETE GENTIL AVEC MOI. J AI FUI MON PAYS AVEC MA SOEUR ET CURIEUSEMENT ELLE ETAIT RECONNUE REFUGIEE DEPUIS QUELEUQES ANNEES. J AI SOUFFERT PENDANT CES DERNIERES ANNEES, SANS RESSOURCES.		1	0.1%
LE PROGRAMME DE L ENQUETE ETAIT PERTURBE		1	0.1%
LE PROJET EST INTERESSANT.		1	0.1%
LE PROJET EST INTERESSANT. IL PERMET DE COMPRENDRE LES PARCOURS DES MIGRANTS.		1	0.1%
LE QUESTIONNAIRE EST INTERESSANT		1	0.1%

remarques: Remarks

Value	Label	Cases	Percentage
SAUF QUE LES ENQUETEURS NE CHOISISSENT PAS LE MOMENT DE L'ENTRETIEN			
LE QUESTIONNAIRE EST BIEN VOUS ENTREZ DANS LA VIE PRIVEE DES GENS EN ENTRE DANS LA DISCRETION DES GENS		1	0.1%
LE QUESTIONNAIRE EST TRES LONG, CA TE BORED, AUSSI CA TE FATIGUE		1	0.1%
LE QUESTIONNAIRE EST ABORDABLE , CELA M'A PLU		1	0.1%
LE QUESTIONNAIRE EST BIEN FORMULE, SEULEMENT IL EST TROP LONG. IL EST TROP FATIGUANT A LA LONGUE.		1	0.1%
LE QUESTIONNAIRE EST INTERESSANT		1	0.1%
LE QUESTIONNAIRE EST NORMAL		1	0.1%
LE QUESTIONNAIRE EST PASSABLE		2	0.1%
LE QUESTIONNAIRE EST SIMPLE ET PERMET A TOUT LE MONDE D'Y REpondre		1	0.1%
LE QUESTIONNAIRE EST TRES LONG		1	0.1%

remarques: Remarks

Value	Label	Cases	Percentage
LE QUESTIONNAIR EST TRES LONG JE SUIS FATIGUE		1	0.1%
LE QUESTIONNAIR EST TROP LONG		1	0.1%
LE QUESTIONNAIR N EST PAS FACILE.		1	0.1%
LE QUESTIONNAIR ST TRES GRAND CA PREND DE TEMPS REFUS		1	0.1%
LE QUETIONNAIRE EST NORMAL		1	0.1%
LE TEMPS QUE PREND L ENTRAITIEN EST TRES LONGG IL FAUT PREVOIR QUELQUE CHOSE POUR LES ENQUETES CAR ILS N ONT PAS QUE L INTERVIEW A FAIRE DANS LES PROCHAINES ENQUETES IL FAUDRAIT AUSSI PENSER AUX ENQUETES		1	0.1%
LEGEREMENT INTERESSANT		1	0.1%
LES ANGOLAIS NE NOUS AIMENT PAS JE CONSEILLERAI AUX CONGOLAIS DE NE PLUS SE RENDRE LA CAR NOUS SOMMES DECONSIDERES		1	0.1%
LES ECONOMIQUES EXPLIQUENT BEAUCOUP		1	0.1%

remarques: Remarks

Value	Label	Cases	Percentage
DE MIGRATIONS MON EXPERIENCE EST REGRETTABLE NOS AUTORITES NE FOURNISSENT AUCUN EFFORT POUR QUE NOUS SOYONS TRAITES COMME DES HOMMES AYANT DES DROITS POUR NOTRE SEJOUR A L ETRANGER			
LES ENQUETES SONT TRES IMPORTANTES CAR ELLES PERMETTENT DE COMPRENDRE CERTAINES REALITES		1	0.1%
LES ETUDES SONT TRES INTERESSANTE POUR LE PAYS SI SEULEMENT SI LE GOUVERNEMENT POUVAIT L EXPLOITER		1	0.1%
LES FAMILLES CONTENANT PLUS D INTELLECTUEL DONNENT DES DONNES FIABLES		1	0.1%
LES MIGRATIONS SONT FAVORABLE AUX CONGOLAIS S ILS ONT UN BUT PRECIS		1	0.1%
LES QUESTION TOUCHENT A L INTIMITE		1	0.1%
LES QUESTIONS ETAIENT		1	0.1%

remarques: Remarks

Value	Label	Cases	Percentage
NORMALES ET SIMPLES, PAR CONTRE, J AI TROUVE UN LEGER PROBLEME SUR LA CHRONOLOGIE DONT LES QUESTIONS ONT ETE POSEES: UNE MINUTE, CES QUESTIONS SE SITUENT GEOGRAPHIQUE EN CONGO, ET LA MINUTE APRES EN OCCIDENT (ICI ROYA			
LES QUESTIONS FONT PEUR, C EST COMME L IMMIGRATION		1	0.1%
LES QUESTIONS ONT ETE POSEES POLIMENT, JE TROUVE QUE VOUS ETES BIEN EDUQUE. PRENEZ CE TRAVAIL AU SERIEUX		1	0.1%
LES QUESTIONS POSEES LUI PARAISSENT NORMALES		1	0.1%
LES QUESTIONS SONT AMBARRASSAN ET TOUCHANTES		1	0.1%
LES QUESTIONS SONT BONNES MAIS TROP DE DETAILS SUR LA VIE PRIVEE		1	0.1%
LES QUESTIONS SONT BONNES PAS DE REMARQUES		1	0.1%
LES QUESTIONS		1	0.1%

remarques: Remarks

Value	Label	Cases	Percentage
SONT TRES SIMPLES ET BIEN ETUDIEES PPUR FAIRE BEAUCOUP DE PEOJET			
LES QUESTIONS SONT TROP LONGUES		1	0.1%
LES QUETIONNAIRE SONT BIEN PAR RAPPORT A L ETUDE		1	0.1%
LES SUGGESTIONS QUI SERONT FAITES AU GOUVERNEME ET AUX ONGD INTERNATIONA DOIVENT ETRE CONSIDEREES ET SI POSSIBLE AIDER LA POPULATION A LEURS PROBLEMES		1	0.1%
LETUDE AVANT DETRE FAITE DOIT FAIRE LOBJET DUNE SORTE DE PUBLICITE MAIS JE SUIS SURPRIS QUE QUELQU UN VIENNE CHEZ MOI SANS QUE JE SACHE QU UN EETUDE VA ETRE FAITE DANS MON QUARTIER		1	0.1%
LETUDE LUI PARAIT INTERESANTE SURTOUT POUR LE GOUVERNEME		1	0.1%
LONG, MAIS INTERESSANT. JE ME DEMANDE COMMENT CA PEUT AIDER L AFRIQUE.		1	0.1%

remarques: Remarks

Value	Label	Cases	Percentage
La confidentialite n'est pas tres garantie aussi longtemps que l'on prend l'identite complete de quelqu'un		1	0.1%
La problematique etant clairement determinee, il n'y a pas de question a poser		1	0.1%
Le probleme pour moi, c'est de faire venir mes enfants. Regroupement familial ca ne marche pas. Par le Senegal, ca ne marche pas. Avec mes problemes de coeur, ca ne marche pas. ILs disent que...		1	0.1%
Le questionnaire est abordable ; on sait repondre facilement et j'espere que ca va aboutir a quelque chose, que l'on obtienne des donnees exactes		1	0.1%
Le questionnaire est un peu trop long		1	0.1%
Les Congolais ne sont pas obliges de vivre en Belgique car tt au pays. Regrette d'e en Belgique et veut rentrer. Dommage pour la politique actu en Afr. Tres contente		1	0.1%
Les congolais disent la verite quand ils racontent leur vecue. L'insecurite est trop forte au Congo		1	0.1%

remarques: Remarks

Value	Label	Cases	Percentage
Les questions sont trop d'ordre general et pas assez precises		1	0.1%
Les taux de change pour la rubrique ressource doivent etre relativises puisqu'ils dependent du pouvoir d'achat de l'epoque consideree		1	0.1%
MEME SI ON CHANGE DE NATIONALITE ON A TOUJOURS LE COMPORTEMENT DE SA NATIONALITE D ORIGINE		1	0.1%
MERCI		1	0.1%
MIEUX VAUT VIVRE CHEZ SOI		1	0.1%
MOI JE CROYAIS QUE CA SERAS COMPLIQUE MAIS JE REALISE QUE CA ME RAPPELE MON PASSE QUE J AVAIS DEJA OUBLIE		1	0.1%
MON BUT A ETE D ENCOURAGE LA RECHERCHE		1	0.1%
MON PROGRAMME EST PERTURBE AVEC VOTRE QUESTIONNAIR		1	0.1%
N A PAS DES COMMENTAIRE A FAIRE POUR CETTE ETUDE		1	0.1%
N Y A T IL PAS UNE RAISON CACHEE DERRIERE CE QUESTIONNAIR UN LONG QUESTIONNAIR AVEC		1	0.1%

remarques: Remarks

Value	Label	Cases	Percentage
BEAUCOUP DE DETAILS PERSONNELS.			
N'y comprend pas grand chose sur le pourquoi de ces questions (d'ou reexplication)		1	0.1%
NERCI ET JE GLORIFIE DIEU POUR CETTE RENCONTRE		1	0.1%
NON		36	2.2%
NOTRE PAYS A TOUT POURQUOI ALLER A AILLEURS		1	0.1%
NOUS AVONS EXPOSE NOTRE VIE NOUS VOUS DEMANDONS DE NE PAS EXPOSER NOS VIE		1	0.1%
NOUS LEUR PRENONS BEAUCOUP DE TEMPS		1	0.1%
NOUS NE COMPRENONS PAS LE BUT DE VOTRE ENQUETE NOUS NE VOULONS PAS QU ON NOUS ARRETE APRES VOTRE PASSAGE		1	0.1%
NOUS SOMMES DE JEUNES CONGOLAIS DEPUIS ON A JAMAIS TRAVAILLER DANS UNE COMPAGNIE DE LA PLACE C EST LA RAISON DE MON DEPART		1	0.1%
NOUS SOMMES OBLIGES DE PREPARER L AVENIR DU PAYS IL		1	0.1%

remarques: Remarks

Value	Label	Cases	Percentage
EST BON DE FAIRE LE DIAGNOSTIC DE TOUT CE QUE NOUS AVONS FAIT? JUSQUELA			
NOUS SOMMES TRES CONTENTS DE CETTE CAUSERIE QUI NOUS RAPPELENT LE PASSE		1	0.1%
NOUS SOUHAITONS QUE L ETAT NOUS SOUTIENNE DANS NOS ACTIVITES		1	0.1%
NOUS VIVONS DANS DE TRES MAUVAISES CONDITIONS		1	0.1%
NOUS VOULONS CONNAITRE TOUTE SA BIOGRAPHIE		1	0.1%
INTERESSANT		1	0.1%
Ne fait pas sortir les questions qui permettent de savoir comment se sentent intégrer les congolais en Belgique. C'est gênant. N'y trouve pas d'utilité		1	0.1%
Ne situe pas l'objectif de l'enquête. Estime que s'il y avait la paix au Congo, beaucoup de Congolais rentreraient mais gros problèmes avec la mentalité.		1	0.1%
Non		1	0.1%
Normal et sans inconvénient		1	0.1%
OAS DE COMMENTAIRE		1	0.1%
OK		1	0.1%

remarques: Remarks

Value	Label	Cases	Percentage
ON NOUS POSE TOUJOURS CES GENRES DES QUESTIONS MAIS CELA N A RIEN CHANGE LA VIE DE LA COMMUNAUTE OU PRIVHEE C EST LA MONOTOOMIE		1	0.1%
ONNE VIT JAMAIS MIEUX QUE DANS SON PROPRE PAYS C EST BIEN QU IL FAUT AUSSI VISITE D AUTRE PAYS POUR EN IMPORTR DES CHOSES ET STRATEGIE QUE NOUS N AVONS PAS ENCORE		1	0.1%
On demande parfois trop de details. On ne parle pas du tout de mon engagement associatif, de notre integration.		1	0.1%
On peut qd meme reperer facilement qui a repondu au questionnaire		1	0.1%
On pourrait approfondir certaines questions concernant l'integration en Belgique.		1	0.1%
PAR RAPPORT ALA VIE SOCIALE BEAUCOUP DE JEUNES QUITENT LE PAYS PARCEQUE IL Y A LA SOUFFRANCE		1	0.1%
PAS		1	0.1%
PAS DES COMMENTAIRE		1	0.1%

remarques: Remarks

Value	Label	Cases	Percentage
PAS COMMENTAIRE		2	0.1%
PAS COMMENTAIRE		2	0.1%
PAS D AVIS ET PAS DE REMRQUES		1	0.1%
PAS D IMPORTANCE POUR ELLE		2	0.1%
PAS DE COMMENTAIRE		12	0.7%
PAS DE COMMENTAIRE A FAIRE		2	0.1%
PAS DE COMMENTAIRE C EST BIEN		1	0.1%
PAS DE COMMENTAIRE		7	0.4%
PAS DE COMMENTAIRE ELLE NOUS A RELATE SA VIE DE LA NAISSANCE A AUJOURD HUI. CELA NOUS PERMETTRA DE CONNAITRE L EVOLUTION ET LE NIVEAU DE VIE DU PEUPLE CONGOLAIS		1	0.1%
PAS DE COMMENTAITE		1	0.1%
PAS DE COMPENTAIR		1	0.1%
PAS DE REMARQUE		1	0.1%
PAS DE REMARQUES		1	0.1%
PAS DE REMARQUES MAIS J AI BESOIN DES RESULTATS DE L ENQUETE		1	0.1%
PAS DE S RITIQUES		1	0.1%
PAS DES COMMENTAIRE		1	0.1%
PAS DES COMMENTAIRE		10	0.6%

remarques: Remarks

Value	Label	Cases	Percentage
PAS DES COMMENTAIRE TOUT A ETE DIT		1	0.1%
PAS DES COMMENTAIRE IL SENT PAS BIEN		1	0.1%
PAS DES REMARQUES		1	0.1%
PAS DU TOUT		1	0.1%
PAS INTERESSANT POUR ELLE		1	0.1%
PAS MAL COMME ETUDE		1	0.1%
PAS MAL COMME ETUDE POURVU QUE LE GOUVERNEURNS EN SERVE		1	0.1%
PAS MAL TRES INTERESSANT		1	0.1%
PAS MAUVAIS MAIS REPETITIF.		1	0.1%
PENSER A LA POPULATION QUI VOUS A AIDE POUR TOUTES CES INFORMATIONS		1	0.1%
POURQUOI TANT DES QUESTIONS		1	0.1%
POURQUOI CE TRAVAIL		2	0.1%
POURQUOI ENQUETER SUR LA VIE PRIVEE DE GENS ?		1	0.1%
POURQUOI RELEVER LE NOMS DES PERSONNES POUR EN FAIRE QUOI		1	0.1%
POURQUOI TANT DE QUESTIONS		1	0.1%
PREMIERE FOIS DE VOIR UN ETUDIANT		1	0.1%

remarques: Remarks

Value	Label	Cases	Percentage
FAIRE LA RECHERCHE			
PREND TROP DE TEMPS CELA MEMPECHE DE TRAVAILLER		1	0.1%
PROCHAINEMENT VEILLEZ REGULARISER VOS DOCUMENTS EN PASSANT PAR TOUTES LES AUTORITES HIERARCHIQUES AVANT DE DESCENDRE SUR TERRAIN		1	0.1%
PROJET INTERESSANT AMIS BEAUCOUP DE QUESTIONS		1	0.1%
PUISQUE CETTE ETUDE SERA AUSSI CONDUITE AU NIVEAU DE LA RDC, JE SUPPOSE QUE CEUX QUI SERONT INTERROGES NE SONT JAMAIS SORTIS DU PAYS. EST-CE QUE LEUR HISTOIRE DE MIRATION SE REFERERA D UNE PROVINCE A UNE AUTRE? QU AVIENDRA T-IL A LA FIN DE L ET		1	0.1%
Par rapport aux Congolais, la Belgique devrait etre + flexible. Elle avait une bonne vie au Congo, si la RDC est c'À cela mnt, c'est a cause de la Politique, il faut que la Belgique		1	0.1%

remarques: Remarks

Value	Label	Cases	Percentage
prenne ses responsabilites			
Pas d'avis mais interesse par les resultats de l'enquete. un peu long mais ravi d'avoir contribue a cette enquete importante aux yeux de l'enquete		1	0.1%
Pas de commentaire		1	0.1%
Pas de commentaires		2	0.1%
Pas de commentaires, mais j'ai une question: pourquoi parler de la migration Sud-Nord plutÃ´t que l'inverse?		1	0.1%
Pas de remarque		1	0.1%
Pas de remarques		3	0.2%
Pas des remarque puisque l'objectif vise parait peu convaincant et semble cache des intentions nuisibles		1	0.1%
Pour qui travaillez-vous?		1	0.1%
Pourquoi est-ce que l'on ne peut pas avoir un meilleur acceuil en Belgique, pas specialement par rapport aux papiers mais par rapport aux renseignements. J'espere que cette etude aidera		1	0.1%
Pourquoi ils font cette etude car ils ne font rien. Les autorites belges ne donnent pas les visas et les Congolais qui viennent raconter n'importe quoi dans les		1	0.1%

remarques: Remarks

Value	Label	Cases	Percentage
demandes d'asile pour rester en Belgique. Mais si cette etude peut aider.			
QU EST CE QUI JUSTIFIE CE TRAVAIL		1	0.1%
QU EST-CE QUE CE QUESTIONNAIR CHANGERA A LA SITUATION ECONOMIQUE DU CONGO? J Y AI REPONDU PARCE QUE JE VOUS CONNAIS. AUTREMENT, C EST UNE UTILISATION INUTILE DE MON TEMPS.		1	0.1%
QUE CA SOIT UN BON TRAVAIL ET PQUE LE SEIGNEUR OVOUS BENIOSSE		1	0.1%
QUE CETTE ETUDE CONTRIBUE A L AMELIORATION DES CONDITIONS AU PÄ,,YS		1	0.1%
QUE CETTE ETUDE CONTRIBUE AU DEVELOPPEME DU PAYS		1	0.1%
QUE DIEU SOIT AVEC VOUS		1	0.1%
QUE DIEU VOUS DONNE L INTELLIGENCE POUR LA REUSSITE DE VOTRE ETUDE		1	0.1%
QUE LE GOUVERNEME SE SERVE DE CETTE ETUDE POUR AMELIORER LA SITUATION		1	0.1%

remarques: Remarks

Value	Label	Cases	Percentage
ECONOMIQUE DU PAYS			
QUE LE PAYS ARRANGE LA VIE SOCIALE DE SA POPULATION POUR REDUIRE LES MIGRATIONS D AVENTURE QUI EXPOSE A L INSECURITE		1	0.1%
QUE LE SEIGNEUR VOUS BENISSE EVITEZ LES SCIENCES OCCULTES		1	0.1%
QUE LES AUTORITES TIENNENT COMPTE DES RECOMMANDA QUI RESULTERAIENT DE CETTE ETUDE		1	0.1%
QUEDALE		1	0.1%
QUEL EST L APPORT DE CETTE ETUDE POUR LES ENQUETES		1	0.1%
QUEL EST L OBJECTIF DE VOTRE TRAVAIL		1	0.1%
QUEL EST LA PART DE MON INTERET LA DANS VOTRE QUESTIONNAIR		1	0.1%
QUEL EST LE BUT DE CETTE ETUDE		1	0.1%
QUELLE EST L IMPORTANCE DE CETTE ETUDE ? ET EN RETOUR QUELLE EST L INTERET DES ENQUETES?		1	0.1%
QUELLE EST L UTITIE DE CETTE ETUDE ETES VOUS MAGICIEN		1	0.1%

remarques: Remarks

Value	Label	Cases	Percentage
QUELLE EST LA FINALITE DE CETTE ETUDE		1	0.1%
QUELLE EST LA FINALITE DE CETTE ETUDE ?		1	0.1%
QUELLE SOLUTION ALLEZ VS PRENDRE A LAFIN		1	0.1%
QUESTIONNAIR COMPLIQUEE		1	0.1%
QUESTIONNAIR LONG		1	0.1%
QUESTIONNAIR LONG ET COMPLIQUE		1	0.1%
QUESTIONNAIR TRES LONG-TROUVER LES SOLUTIONS A NOS PROBLEMES		1	0.1%
QUESTIONNAIR TROP LONGUE		1	0.1%
QUESTIONS INTERRESSANT		1	0.1%
Quand on fait l recherche comme ca, mieux vaut ne pas entrer dans les details de la vie privee.		1	0.1%
Quand on vient en Europe, les gens pensent qu'on ment et qu'on vient pour rester. J'ai refait ici le film de tout ce que j'ai vecu, y compris les moments difficiles en prison.		1	0.1%
Que la Belgique puisse integrer les immigrés qualifiés sur le marché du travail Faciliter les conditions d'équivalences d'études aux Congolais qui vivent en Belgique dans		1	0.1%

remarques: Remarks

Value	Label	Cases	Percentage
le cadre de la cooperation en matiere d'education (cadre bilateral)? J'e			
Que les organisateurs observent que dans les annees 70, 60, les gens rentraient facilement au Congo parce que les conditions etaient bonnes et que l'obtention des visas etait facile. C'est difficile maintenant parce que les conditions sont mauva		1	0.1%
Questionnaire bien fait! Important de montrer en plus que la procedure de visa du RDC vers Belgique est tres complique donc quand on arrive a en avoir un, on a peur que ce soit la derniere fois alors on n'ose pas rentrer en RDC si visa etait pl		1	0.1%
Questionnaire interessant parce que 'est la premiere fois que je vois qu'une telle etude est menee sur la communaute congolaise, surtout qu'elle est incluse de beaucoup de prejuges		1	0.1%
Questionnaire tres clair		1	0.1%
Questions tres directes, sentiments; aident quelqu'un a raisonner sur son parcours personnel; et pui		1	0.1%

remarques: Remarks

Value	Label	Cases	Percentage
s on demande les noms des membres de familles que le gvt voie les question de la langue a Anvers, le francais est rejete			
RAD		1	0.1%
RAS		138	8.3%
RECHERCHE INTERESSANTE J ESPERE QUE LES RESULTATS SONT PUBLIES		1	0.1%
RECHERCHE TRES INTERESSANTE		1	0.1%
RECOMMANDE DES ETUDES SUR LES CONDITIONS D ACCUEIL DE CONGOLAIS A L ETRANGER		1	0.1%
REFUS		2	0.1%
REIN A SIGNALER		3	0.2%
RIAN A SIGNALER		1	0.1%
RIE A SIGNALER		1	0.1%
RIE A SIGNALER		1	0.1%
RIEN		15	0.9%
RIEN A SIGNALER		1	0.1%
RIEN A SIGNALER		44	2.7%
RIEN A SIGNALER		1	0.1%
RIEN A DIRE		41	2.5%
RIEN A DIRE QUE VOUS BENISE ET QU IL BINESSE VOTRE TRAVAIL		1	0.1%
RIEN A FAIRE		1	0.1%
RIEN A SIGALER		1	0.1%
RIEN A SIGANLER		1	0.1%
RIEN A SIGNAALER		1	0.1%

remarques: Remarks

Value	Label	Cases	Percentage
RIEN A SIGNALE		15	0.9%
RIEN A SIGNALER		641	38.7%
RIEN A SIGNALPER		1	0.1%
RIEN A SIGNALER		1	0.1%
RIEN A SINGALER		5	0.3%
RIEN A SIOGNALER		1	0.1%
RIEN A SIUGNALER		1	0.1%
RIEN A SSIGNALER		3	0.2%
RIEN ASIGNALER		2	0.1%
RIEN IA SIGNALER		1	0.1%
RIEN MERCI		1	0.1%
RIEN SIGNALER		3	0.2%
ROEN A SIGNALER		1	0.1%
Redemande		1	0.1%
S'IL YA DU BOULOT, IL FAUT NOUS INTERESSER PCQ NOUS SOMMES DE CHAUMEUR		1	0.1%
SANS COMMENTAIRE		1	0.1%
SATISFAITE DE L ETUDE		1	0.1%
SAVOIR L INTERET DE L ETUDE		1	0.1%
SI LES AUTORITES ARRANGENT LES CONDITIONS AU PAYS TOUT LE MONDE N AURA PAS BESOINS DE QUITTER LE PAYS SAUF POUR LES AFFAIRES OU LES ETUDES		1	0.1%
SOUHAIT D UN SUIVI		1	0.1%

remarques: Remarks

Value	Label	Cases	Percentage
POUR CE TRAVAIL EN VUE DE L AMELIORATION DES CONDITIONS DES CONGOLAIS ET QUE L ETUDE AIT UNE FINALITE			
SOUVENT , ON REpond A DES TELS INTERVIEW MAIS CELA N'ABOUTIT A RIEN		1	0.1%
SOuhaitable que l'issue d'une telle etude serve a ameliorer la situation des Congolais et du Congo.		1	0.1%
Si ca peut bien vous aider et nous aider tous, c'est important		1	0.1%
Si cette enquete permet d'etudier les raisons des migrations, c'est bien!		1	0.1%
Si cette enquete peut avoir un impact sur la situation des immigres, c'est mieux ! Il ne faut pas se limiter a de simples approches scientifiques		1	0.1%
TOUT A FAIT D ACCORD AVEC LES RECHERCHES CAR ELLES ORIENTENT LES DECIDEURS		1	0.1%
TOUT EST BIEN		1	0.1%
TOUT SESt BIEN PASSE JE CROIYAIS QUE LETUDE ALLAIT ME PRENDRE BEAUCOUP		1	0.1%

remarques: Remarks

Value	Label	Cases	Percentage
DE TEMPS CAR JAI FAIN			
TOUTES CES QUESTIONS SONT INERESSANTES		1	0.1%
TOUTES MES EXCUSES POUR N AVOIR REPONDU A VOS QUESTIONS CERTAINES ETAIENT TROP PERSONNELLES JE N AI PAS VOULU REVELER QUOI CE SOIT POUR RAISONS PERSONNELLES ET DE SECURITE.		1	0.1%
TRAVAIL PENIBLE POUR LES ENQUETEURS		1	0.1%
TRAVAIL QUI VAUT LA PEINE MAIS QUI PREND BEAUCOUP DE TEMPS		1	0.1%
TRES CONTENT DU TRAVAIL ET VOUS SOUHAITE BONNE CONTINUE		1	0.1%
TRES COOL, MAIS DIFFICILE, TROP DE QUESTIONS		1	0.1%
TRES INTERESSANT COMME ETUDE LE SOUHAIT EST DE LETENDRE DANS D AUTRES PROVINCES		1	0.1%
TRES INTERESSANT COMME RECHERCHE, PREMIERE PARTICIPATION		1	0.1%

remarques: Remarks

Value	Label	Cases	Percentage
ESPERE VOIR LE RESULTAT			
TRES INTERRESSANT A DIT L ENQUETE		1	0.1%
TRES INTERRESSANT		1	0.1%
TRES LONG		1	0.1%
TRES, TRES LONG!		1	0.1%
TROP DE QUESTIONS TOUCHANT A MA VIE PRIVEE		1	0.1%
TROP DE SOUFFRANCE QUON AMELIORE NOS CONDITIONS DE VIE		1	0.1%
TROP DES QUESTIONS SUR LA VIE PRIVEE DES GENS		1	0.1%
TROP LONG		2	0.1%
TROP LONG, DES QUESTIONS QUI ME SEMBLENT TRES SENSIBLES.		1	0.1%
TROP LONG, DES QUESTIONS TROP PERSONNELLES		1	0.1%
TRS OCCUPE CAR SA FEMME EST EPROUVE		1	0.1%
TRes long comme questionnaire		1	0.1%
Tres complexe etude! Il y beaucoup de details. Je crois que ca demandera un traitement statistique difficile. L'enquete peut ne pas bien comprendre ou		1	0.1%

remarques: Remarks

Value	Label	Cases	Percentage
vous voulez en venir.			
Tres long		1	0.1%
Tres long mais assez interessant		1	0.1%
Tres long questionnaire, ne tient pas compte du contexte		1	0.1%
Trop de questions, enquete longue		1	0.1%
Trop long		1	0.1%
Trop orientee sur la vie des gens, ne trouve pas ca scientifique, il y a d'autres choses a cibler, trop long pour repondre, des questions inutiles		1	0.1%
UNE BONNE ETUDE		2	0.1%
UNE BONNE ETUDE MAIS QUI PREND DU TEMPS		1	0.1%
UNE BONNE ETUDE QUI NOUS DONNE BEAUCOUP D INTELLIGENCE		1	0.1%
UNE BONNE ETUDE, MAIS TROP DE QUESTIONS A REpondre ET TROP DE REPETITION.		1	0.1%
UNE ETUDE INTERESSANTE		1	0.1%
UNE ETUDE INTERESSANTE MAIS L ENQUETE NE TROUVE PAS SON COMPTE		1	0.1%
Une etude, des statistiques, ce sont des approximations qui vont aider, mais je pense aussi que le fait de se baser sur des interviews approfondies des personnes		1	0.1%

remarques: Remarks

Value	Label	Cases	Percentage
peuvent aussi nous permettre de compléter ce travail car les gens peuvent être méf			
VICE DE PROCEDURE		1	0.1%
VISITE SANS RENDEZ VOUS ET L INTERVIEW ETAIT TRES LONG ENFIN L ENQUETEE ETAIT COURTOISE		1	0.1%
VOS QUESTIONS DONNENT L IMPRESSION QUE VOUS ETES A LA RECHERCHE DES EXPATRIES ANGOLAIS		1	0.1%
VOS QUESTIONS NOUS FONT REVIVRE DES BONS ET MAUVAIS MOMENTS PASSES		1	0.1%
VOS QUESTIONS RESSEMBLENT A CELLES QU ON POSE LORSQU ON RECHERCHE UN MALFAITEUR DANS LE QUARTIER		1	0.1%
VOS QUESTIONS SONT EMBETANTES ET CHERCHE A CONNAITRE LA VIE PRIVE DES GENS		1	0.1%
VOS QUESTIONS SONT INTERESSANTE MAIS ELLES SONT A LA FOIS EMBARRASSAN		1	0.1%

remarques: Remarks

Value	Label	Cases	Percentage
VOS QUESTIONS SONT UN SIMPLE DERANGEMENT QU ALLONS NOUS GAGNER APRES AVOIR FOURNI TOUTES CES REPOSES		1	0.1%
VOS QUESTIONS TOUCHENT A LA VIE INTIME ET MEME DES ASPECTS QUI N ONT RIEN A VOIR AVEC LA MIGRATION ELLE MEME		1	0.1%
VOTRE QUESTIONNAIR ME RAPPELLE BEAUCOUP DE SOUVENIRS		1	0.1%
VOTRE ETUDE CHERCHE A CONNAITRE LA VIE PRIVEE DES AURES		1	0.1%
VOTRE ETUDE EST BIEN C EST PARCEQUE NOS ENFANT AUSSI ETUDIANT A LA LONG ILS VONT AUSSI FAIRE CE QUE TU ES ENTRAIN DE FAIRE		1	0.1%
VOTRE ETUDE EST SUSPECTE ELLE SCRUTE LES PROFONDEURS DES VIES DES GENS COMME SI VOUS AVEZ UNE PERSONNE VISEE		1	0.1%
VOTRE ETUDE NOUS FAIT		1	0.1%

remarques: Remarks

Value	Label	Cases	Percentage
PENSE AU SOUVENIR			
VOTRE ETUDE S INTERESSE A LA VIE PRIVEE DES GENS		1	0.1%
VOTRE ETUDE VISE A CONNAITRE LA VIE DES GENS ET C EST AUSSI LONG		1	0.1%
VOTRE INTERROGATO EST TROP LONG		1	0.1%
VOTRE INTERVIEW EST LONG ET NOUS N Y GAGNONS RIEN DU TOUT		1	0.1%
VOTRE INTERVIEW ME FAIT PENSER A PLUSIEURS CHOSES PASSEES		1	0.1%
VOTRE INTERVIEW TOUCHE A LA VIE PRIVEE DES AUTRES		1	0.1%
VOTRE QUESTIONNAIR CHERCHE A CONNAITRE LES PROFONDAIRES DE LA VIE PRIVEE DES GENS		1	0.1%
VOTRE QUESTIONNAIR EST ASSEZ CLAIRE CA VA		1	0.1%
VOTRE QUESTIONNAIR EST PERTINENT		1	0.1%
VOTRE QUESTIONNAIR EST TRES LONG CA PREND BEAUCOUP DE TEMPS CA		1	0.1%

remarques: Remarks

Value	Label	Cases	Percentage
CHERCHE A SAVOIR LA VIE PRIVEE DES GENS			
VOTRE QUESTIONNAIR EST TROP GROS IL M A PRIS TOUT MON TEMPS		1	0.1%
VOTRE QUESTIONNAIR M A CONSOMME TOUT MON TEMPS		1	0.1%
VOTRE QUESTIONNAIR PREND TROP DES TEMPS NOUS NE VOYONIS PAS VOTRE COMPTE ON NE SAIT PAS POUR QUOI VOUS VOULEZ TROP DE DETAILS MEME DE LA VIE PRIVEE ET INTIME DES GENS		1	0.1%
VOTRE QUESTIONNAIR S INTERESSE A LA VIE PRIVEE DES GENS		1	0.1%
VOTRE QUESTIONNAIR S INTERESSE AUX DETAILS DE LA VIE PRIVEE DES GENS		1	0.1%
VOUS CHERCHEZ A CONNAITRE LA VIE PRIVEE DES GENS		1	0.1%
VOUS CONNAISSEZ DEJA LA SITUATION A LA RDC, MAIS POURQUOI VOUS VOULEZ FAIRE UNE ETUDE COMME CA?		1	0.1%

remarques: Remarks

Value	Label	Cases	Percentage
VOUS FAIRE PROMENER CE N EST PAS INTERESSANT QU ON BAISSÉ LES FRAIS ACADEMIQUES		1	0.1%
VOUS N AVEZ POSE BEAUCOUP DES QUESTIONS		1	0.1%
VOUS VOULEZ CONNAITRE LA VIE PRIVEE DES GENS		1	0.1%
Veuillez nous assister et sachez que nous sommes des hommes. Les hommes doivent souffrir pour progresser. Ne soyez pas racistes. Je remercie le bon Dieu de m'avoir protege		1	0.1%
Votre enquete m'a pris du temps; que les conclusions aident a ameliorer les choses		1	0.1%
assez agreable et sans la moindre inquietude sur le plan administratif. Des questions faciles a aborder bien que parfois difficile de bien situer le temps.		1	0.1%
c'est bien		1	0.1%
c'est tres interessant		1	0.1%
ca me fait mal (pleurs)		1	0.1%
ca s'est bien passe, tres long mais necessaire		1	0.1%
elle trouve que les questions sont trop personnelles		1	0.1%

remarques: Remarks

Value	Label	Cases	Percentage
il faut que votre travail permette d'ameliorer les choses surtout chez nous. Les enfants fuient le Congo, changent de nom pour venir ici et pour reprendre des etudes ou le travail, cela devient difficile.		1	0.1%
impression de se livrer, il ne faut pas le dire en avance ou sinon personne ne le ferait. Mais interessant de chercher les varies raisons et de depasser les idees recues, publications		1	0.1%
interessant de voir comment les enquetes peuvent les choses; longueur		1	0.1%
j'espere que ca sera utile, je suis prete a toutfaire pour que ce soit utile		1	0.1%
je suis content de l'etude te souhaite que l'on fasse bon usage des resultats		1	0.1%
l'Europe est une utopie		1	0.1%
l'etude est bbonne; que les conclusions servent a changer les choses		1	0.1%
la garantie de l'anonymat est tres precieuse. Il y avait des inquietudes au debut de l'entretien mais la suite a rassure		1	0.1%
le questionnaire laisse peu de temps, place a la discussion		1	0.1%
long		1	0.1%

remarques: Remarks

Value	Label	Cases	Percentage
long et repetitif		1	0.1%
longueur		1	0.1%
madame souhaite que cette etude permette de changer les choses		1	0.1%
non		1	0.1%
oas de remarques		1	0.1%
pas		1	0.1%
pas de commentaire		3	0.2%
pas de commentaires puisque je ne sais pas exactement a quoi ca va servir		1	0.1%
pas de remarques		3	0.2%
pas des commentaires		1	0.1%
pas difficile		1	0.1%
pensait que c'était politique; long		1	0.1%
qu'est-ce que l'etude pourra changer concretement dans les vies des freres restes au pays?, quelle est sa reelle finalite? il faudra bien y travailler. J'ai peur que l'etude profite plus au gouvernement et a l'etat qu'aux populations congolaise		1	0.1%
questionnaire pasable et pas copplique; contenu clair; reponses aisees a trouver mais il est long		1	0.1%
questionnaire trop long		2	0.1%
rien a signaler		1	0.1%
sympatique mais on ne comprend pas a quoi ca va servir		1	0.1%

# remarques: Remarks			
Value	Label	Cases	Percentage
tres interessant comme questionnaire		1	0.1%
tres long comme questionnaire		1	0.1%
tres long entre autre parceque difficile de se souvenir de tout! Aimerait une photocopie de AGEVEN pour avoir son parcours par ecrit		1	0.1%
trop long		1	0.1%
trop long (reduire ou eliminer certaines questions)		1	0.1%
trop trop long		1	0.1%
Â`PAS DE COMMENTAIRE		1	0.1%
Ã# quoi serviront les informations que je viens de fournir?		1	0.1%
<i>Warning: these figures indicate the number of cases found in the data file. They cannot be interpreted as summary statistics of the population of interest.</i>			
# h_fin: Hour of the end of the interview			
Information	[Type= discrete] [Format=character] [Missing=*]		
Statistics [NW/ W]	[Valid=2045 /-] [Invalid=0 /-]		
Source	Interviewer		
Literal question	END TIME:		
Value	Label	Cases	Percentage
00:00:00		1	0.0%
01:25:00		1	0.0%
07:48:00		1	0.0%
08:00:00		1	0.0%
08:14:00		1	0.0%
08:17:00		1	0.0%
08:29:00		1	0.0%
08:30:00		1	0.0%
08:40:00		1	0.0%
08:47:00		1	0.0%
08:52:00		1	0.0%
08:55:00		1	0.0%
09:00:00		1	0.0%
09:03:00		1	0.0%
09:05:00		3	0.1%

h_fin: Hour of the end of the interview

Value	Label	Cases	Percentage
09:07:00		1	0.0%
09:08:00		1	0.0%
09:10:00		1	0.0%
09:15:00		1	0.0%
09:18:00		1	0.0%
09:20:00		4	0.2%
09:30:00		6	0.3%
09:35:00		3	0.1%
09:37:00		2	0.1%
09:38:00		3	0.1%
09:39:00		1	0.0%
09:40:00		2	0.1%
09:42:00		1	0.0%
09:43:00		1	0.0%
09:45:00		3	0.1%
09:48:00		2	0.1%
09:50:00		5	0.2%
09:58:00		1	0.0%
10:00:00		7	0.3%
10:02:00		4	0.2%
10:05:00		4	0.2%
10:08:00		2	0.1%
10:10:00		3	0.1%
10:11:00		1	0.0%
10:12:00		1	0.0%
10:13:00		2	0.1%
10:14:00		1	0.0%
10:15:00		2	0.1%
10:16:00		1	0.0%
10:20:00		6	0.3%
10:21:00		1	0.0%
10:23:00		1	0.0%
10:26:00		1	0.0%
10:28:00		2	0.1%
10:29:00		1	0.0%
10:30:00		7	0.3%
10:31:00		1	0.0%
10:33:00		2	0.1%
10:34:00		1	0.0%
10:35:00		2	0.1%
10:37:00		2	0.1%
10:38:00		3	0.1%
10:39:00		1	0.0%
10:40:00		2	0.1%
10:43:00		1	0.0%

h_fin: Hour of the end of the interview

Value	Label	Cases	Percentage
10:44:00		1	0.0%
10:45:00		8	0.4%
10:47:00		2	0.1%
10:48:00		3	0.1%
10:49:00		1	0.0%
10:50:00		5	0.2%
10:51:00		1	0.0%
10:54:00		1	0.0%
10:55:00		4	0.2%
10:56:00		1	0.0%
10:57:00		3	0.1%
10:59:00		2	0.1%
11:00:00		16	0.8%
11:01:00		1	0.0%
11:02:00		2	0.1%
11:03:00		1	0.0%
11:04:00		1	0.0%
11:05:00		7	0.3%
11:06:00		4	0.2%
11:07:00		3	0.1%
11:08:00		3	0.1%
11:09:00		1	0.0%
11:10:00		7	0.3%
11:11:00		2	0.1%
11:13:00		2	0.1%
11:15:00		12	0.6%
11:16:00		2	0.1%
11:17:00		2	0.1%
11:18:00		1	0.0%
11:20:00		7	0.3%
11:22:00		4	0.2%
11:23:00		2	0.1%
11:24:00		1	0.0%
11:25:00		6	0.3%
11:27:00		1	0.0%
11:28:00		1	0.0%
11:29:00		1	0.0%
11:30:00		27	1.3%
11:32:00		5	0.2%
11:33:00		1	0.0%
11:34:00		1	0.0%
11:35:00		8	0.4%
11:36:00		2	0.1%
11:38:00		3	0.1%
11:39:00		1	0.0%

h_fin: Hour of the end of the interview

Value	Label	Cases	Percentage
11:40:00		9	0.4%
11:41:00		3	0.1%
11:42:00		3	0.1%
11:43:00		1	0.0%
11:45:00		8	0.4%
11:46:00		3	0.1%
11:47:00		1	0.0%
11:48:00		1	0.0%
11:50:00		11	0.5%
11:52:00		5	0.2%
11:53:00		3	0.1%
11:54:00		1	0.0%
11:55:00		12	0.6%
11:56:00		2	0.1%
11:57:00		2	0.1%
11:58:00		6	0.3%
11:59:00		4	0.2%
12:00:00		21	1.0%
12:02:00		3	0.1%
12:03:00		3	0.1%
12:04:00		1	0.0%
12:05:00		13	0.6%
12:06:00		3	0.1%
12:07:00		5	0.2%
12:08:00		3	0.1%
12:09:00		2	0.1%
12:10:00		9	0.4%
12:12:00		2	0.1%
12:13:00		2	0.1%
12:14:00		1	0.0%
12:15:00		10	0.5%
12:17:00		2	0.1%
12:18:00		1	0.0%
12:19:00		1	0.0%
12:20:00		11	0.5%
12:21:00		1	0.0%
12:22:00		1	0.0%
12:23:00		2	0.1%
12:24:00		2	0.1%
12:25:00		8	0.4%
12:26:00		2	0.1%
12:28:00		5	0.2%
12:29:00		1	0.0%
12:30:00		22	1.1%
12:32:00		3	0.1%

h_fin: Hour of the end of the interview

Value	Label	Cases	Percentage
12:33:00		2	0.1%
12:34:00		2	0.1%
12:35:00		4	0.2%
12:36:00		5	0.2%
12:37:00		6	0.3%
12:38:00		5	0.2%
12:39:00		1	0.0%
12:40:00		16	0.8%
12:41:00		2	0.1%
12:42:00		2	0.1%
12:43:00		3	0.1%
12:44:00		3	0.1%
12:45:00		14	0.7%
12:46:00		3	0.1%
12:47:00		2	0.1%
12:49:00		2	0.1%
12:50:00		21	1.0%
12:51:00		1	0.0%
12:52:00		2	0.1%
12:53:00		1	0.0%
12:54:00		2	0.1%
12:55:00		10	0.5%
12:56:00		3	0.1%
12:57:00		1	0.0%
12:58:00		3	0.1%
12:59:00		1	0.0%
13:00:00		25	1.2%
13:01:00		2	0.1%
13:02:00		2	0.1%
13:03:00		1	0.0%
13:04:00		2	0.1%
13:05:00		6	0.3%
13:07:00		3	0.1%
13:08:00		3	0.1%
13:09:00		2	0.1%
13:10:00		12	0.6%
13:11:00		1	0.0%
13:12:00		1	0.0%
13:14:00		1	0.0%
13:15:00		11	0.5%
13:16:00		2	0.1%
13:17:00		3	0.1%
13:18:00		2	0.1%
13:20:00		17	0.8%
13:21:00		1	0.0%

h_fin: Hour of the end of the interview

Value	Label	Cases	Percentage
13:22:00		6	0.3%
13:23:00		3	0.1%
13:24:00		2	0.1%
13:25:00		16	0.8%
13:26:00		2	0.1%
13:27:00		3	0.1%
13:28:00		3	0.1%
13:30:00		26	1.3%
13:31:00		3	0.1%
13:32:00		3	0.1%
13:33:00		2	0.1%
13:34:00		2	0.1%
13:35:00		11	0.5%
13:36:00		1	0.0%
13:37:00		1	0.0%
13:38:00		7	0.3%
13:39:00		2	0.1%
13:40:00		18	0.9%
13:41:00		2	0.1%
13:42:00		6	0.3%
13:43:00		1	0.0%
13:45:00		19	0.9%
13:46:00		2	0.1%
13:48:00		5	0.2%
13:49:00		3	0.1%
13:50:00		21	1.0%
13:51:00		3	0.1%
13:52:00		1	0.0%
13:53:00		3	0.1%
13:55:00		5	0.2%
13:56:00		3	0.1%
13:57:00		3	0.1%
13:58:00		3	0.1%
14:00:00		26	1.3%
14:01:00		3	0.1%
14:02:00		4	0.2%
14:04:00		2	0.1%
14:05:00		10	0.5%
14:06:00		1	0.0%
14:09:00		1	0.0%
14:10:00		16	0.8%
14:11:00		2	0.1%
14:12:00		3	0.1%
14:14:00		1	0.0%
14:15:00		19	0.9%

h_fin: Hour of the end of the interview

Value	Label	Cases	Percentage
14:17:00		2	0.1%
14:18:00		3	0.1%
14:19:00		2	0.1%
14:20:00		9	0.4%
14:21:00		2	0.1%
14:22:00		2	0.1%
14:23:00		1	0.0%
14:24:00		4	0.2%
14:25:00		11	0.5%
14:27:00		3	0.1%
14:28:00		1	0.0%
14:30:00		21	1.0%
14:32:00		3	0.1%
14:33:00		2	0.1%
14:35:00		15	0.7%
14:36:00		1	0.0%
14:37:00		1	0.0%
14:38:00		4	0.2%
14:39:00		4	0.2%
14:40:00		10	0.5%
14:41:00		2	0.1%
14:42:00		2	0.1%
14:43:00		2	0.1%
14:44:00		1	0.0%
14:45:00		17	0.8%
14:47:00		1	0.0%
14:48:00		4	0.2%
14:49:00		1	0.0%
14:50:00		16	0.8%
14:51:00		1	0.0%
14:52:00		2	0.1%
14:53:00		2	0.1%
14:54:00		1	0.0%
14:55:00		7	0.3%
14:56:00		3	0.1%
14:57:00		2	0.1%
14:58:00		6	0.3%
14:59:00		2	0.1%
15:00:00		32	1.6%
15:01:00		2	0.1%
15:02:00		1	0.0%
15:03:00		4	0.2%
15:05:00		7	0.3%
15:06:00		2	0.1%
15:07:00		1	0.0%

h_fin: Hour of the end of the interview

Value	Label	Cases	Percentage
15:08:00		3	0.1%
15:10:00		15	0.7%
15:12:00		3	0.1%
15:13:00		2	0.1%
15:14:00		2	0.1%
15:15:00		7	0.3%
15:16:00		3	0.1%
15:17:00		1	0.0%
15:18:00		1	0.0%
15:19:00		2	0.1%
15:20:00		8	0.4%
15:21:00		2	0.1%
15:23:00		2	0.1%
15:24:00		1	0.0%
15:25:00		9	0.4%
15:26:00		3	0.1%
15:27:00		1	0.0%
15:28:00		3	0.1%
15:29:00		1	0.0%
15:30:00		23	1.1%
15:31:00		1	0.0%
15:32:00		3	0.1%
15:33:00		1	0.0%
15:35:00		6	0.3%
15:36:00		1	0.0%
15:37:00		5	0.2%
15:38:00		4	0.2%
15:39:00		2	0.1%
15:40:00		9	0.4%
15:41:00		1	0.0%
15:42:00		2	0.1%
15:43:00		5	0.2%
15:44:00		1	0.0%
15:45:00		18	0.9%
15:46:00		1	0.0%
15:47:00		2	0.1%
15:48:00		2	0.1%
15:49:00		5	0.2%
15:50:00		8	0.4%
15:51:00		2	0.1%
15:52:00		1	0.0%
15:54:00		2	0.1%
15:55:00		10	0.5%
15:56:00		3	0.1%
15:57:00		1	0.0%

h_fin: Hour of the end of the interview

Value	Label	Cases	Percentage
15:58:00		5	0.2%
16:00:00		28	1.4%
16:01:00		1	0.0%
16:02:00		5	0.2%
16:03:00		2	0.1%
16:05:00		10	0.5%
16:06:00		1	0.0%
16:08:00		5	0.2%
16:10:00		11	0.5%
16:12:00		6	0.3%
16:13:00		1	0.0%
16:14:00		1	0.0%
16:15:00		10	0.5%
16:16:00		2	0.1%
16:17:00		1	0.0%
16:18:00		3	0.1%
16:19:00		2	0.1%
16:20:00		13	0.6%
16:21:00		2	0.1%
16:25:00		7	0.3%
16:26:00		2	0.1%
16:28:00		3	0.1%
16:29:00		2	0.1%
16:30:00		16	0.8%
16:31:00		2	0.1%
16:32:00		1	0.0%
16:33:00		2	0.1%
16:35:00		7	0.3%
16:36:00		2	0.1%
16:37:00		2	0.1%
16:38:00		3	0.1%
16:39:00		1	0.0%
16:40:00		16	0.8%
16:42:00		2	0.1%
16:43:00		2	0.1%
16:44:00		1	0.0%
16:45:00		8	0.4%
16:46:00		1	0.0%
16:47:00		3	0.1%
16:48:00		2	0.1%
16:49:00		1	0.0%
16:50:00		14	0.7%
16:51:00		3	0.1%
16:52:00		2	0.1%
16:53:00		2	0.1%

h_fin: Hour of the end of the interview

Value	Label	Cases	Percentage
16:54:00		1	0.0%
16:55:00		8	0.4%
16:56:00		1	0.0%
16:57:00		1	0.0%
16:58:00		1	0.0%
17:00:00		28	1.4%
17:01:00		1	0.0%
17:02:00		4	0.2%
17:03:00		5	0.2%
17:05:00		9	0.4%
17:06:00		3	0.1%
17:07:00		4	0.2%
17:08:00		2	0.1%
17:10:00		6	0.3%
17:13:00		2	0.1%
17:14:00		1	0.0%
17:15:00		21	1.0%
17:16:00		4	0.2%
17:17:00		1	0.0%
17:18:00		2	0.1%
17:20:00		5	0.2%
17:21:00		3	0.1%
17:22:00		1	0.0%
17:23:00		4	0.2%
17:25:00		4	0.2%
17:27:00		1	0.0%
17:28:00		1	0.0%
17:29:00		3	0.1%
17:30:00		18	0.9%
17:31:00		3	0.1%
17:32:00		4	0.2%
17:33:00		1	0.0%
17:35:00		5	0.2%
17:36:00		1	0.0%
17:38:00		2	0.1%
17:39:00		1	0.0%
17:40:00		5	0.2%
17:41:00		1	0.0%
17:42:00		2	0.1%
17:44:00		1	0.0%
17:45:00		8	0.4%
17:47:00		1	0.0%
17:48:00		5	0.2%
17:49:00		1	0.0%
17:50:00		5	0.2%

h_fin: Hour of the end of the interview

Value	Label	Cases	Percentage
17:51:00		2	0.1%
17:52:00		4	0.2%
17:55:00		2	0.1%
17:56:00		2	0.1%
17:57:00		2	0.1%
17:58:00		1	0.0%
17:59:00		1	0.0%
18:00:00		14	0.7%
18:01:00		1	0.0%
18:02:00		2	0.1%
18:04:00		1	0.0%
18:05:00		3	0.1%
18:07:00		1	0.0%
18:08:00		2	0.1%
18:10:00		7	0.3%
18:12:00		1	0.0%
18:13:00		1	0.0%
18:15:00		7	0.3%
18:16:00		2	0.1%
18:17:00		2	0.1%
18:18:00		2	0.1%
18:20:00		10	0.5%
18:21:00		1	0.0%
18:22:00		2	0.1%
18:25:00		3	0.1%
18:28:00		1	0.0%
18:30:00		8	0.4%
18:33:00		2	0.1%
18:35:00		1	0.0%
18:36:00		1	0.0%
18:40:00		2	0.1%
18:42:00		1	0.0%
18:45:00		6	0.3%
18:49:00		1	0.0%
18:52:00		1	0.0%
18:56:00		1	0.0%
18:57:00		1	0.0%
18:58:00		1	0.0%
19:00:00		8	0.4%
19:01:00		2	0.1%
19:04:00		1	0.0%
19:05:00		2	0.1%
19:07:00		1	0.0%
19:08:00		1	0.0%
19:09:00		2	0.1%

h_fin: Hour of the end of the interview

Value	Label	Cases	Percentage
19:10:00		2	0.1%
19:15:00		5	0.2%
19:18:00		1	0.0%
19:20:00		3	0.1%
19:24:00		1	0.0%
19:25:00		3	0.1%
19:27:00		3	0.1%
19:28:00		1	0.0%
19:30:00		6	0.3%
19:35:00		1	0.0%
19:38:00		1	0.0%
19:40:00		2	0.1%
19:41:00		1	0.0%
19:45:00		2	0.1%
19:46:00		1	0.0%
19:48:00		1	0.0%
19:50:00		2	0.1%
19:55:00		1	0.0%
19:56:00		1	0.0%
19:57:00		1	0.0%
20:00:00		3	0.1%
20:05:00		1	0.0%
20:07:00		1	0.0%
20:10:00		4	0.2%
20:12:00		1	0.0%
20:13:00		1	0.0%
20:15:00		2	0.1%
20:20:00		2	0.1%
20:25:00		2	0.1%
20:26:00		1	0.0%
20:30:00		1	0.0%
20:32:00		1	0.0%
20:35:00		1	0.0%
20:40:00		1	0.0%
20:45:00		3	0.1%
20:50:00		1	0.0%
20:55:00		1	0.0%
20:56:00		1	0.0%
20:58:00		1	0.0%
21:00:00		4	0.2%
21:04:00		1	0.0%
21:05:00		2	0.1%
21:09:00		1	0.0%
21:10:00		2	0.1%
21:20:00		2	0.1%










# h_fin: Hour of the end of the interview			
Value	Label	Cases	Percentage
21:24:00		1	0.0%
21:30:00		3	0.1%
21:35:00		1	0.0%
21:50:00		1	0.0%
21:52:00		1	0.0%
21:53:00		1	0.0%
22:00:00		2	0.1%
22:03:00		1	0.0%
22:05:00		2	0.1%
22:10:00		2	0.1%
22:15:00		2	0.1%
22:16:00		2	0.1%
22:30:00		1	0.0%
22:40:00		2	0.1%
22:42:00		1	0.0%
22:43:00		1	0.0%
23:06:00		1	0.0%
23:15:00		1	0.0%
23:20:00		1	0.0%
23:25:00		1	0.0%
23:30:00		1	0.0%
23:48:00		1	0.0%
23:50:00		1	0.0%
23:58:00		1	0.0%
<i>Warning: these figures indicate the number of cases found in the data file. They cannot be interpreted as summary statistics of the population of interest.</i>			
# e1: This person was			
Information	[Type= discrete] [Format=numeric] [Range= 1-9999] [Missing=*]		
Statistics [NW/ W]	[Valid=2049 /-] [Invalid=17 /-]		
Source	Interviewer		
Pre-question	INTERVIEWER'S OBSERVATIONS – TO BE FILLED OUT AFTER THE INTERVIEW		
Literal question	E1. This person was:		
Post-question	If e1 in 1 => Go to e2 (E2)		
Value	Label	Cases	Percentage
1	Easily persuaded to participate	1887	92.1%
2	A bit difficult to persuade	138	6.7%
3	Very difficult to persuade	24	1.2%
Sysmiss		17	
<i>Warning: these figures indicate the number of cases found in the data file. They cannot be interpreted as summary statistics of the population of interest.</i>			
# e1a: For what reason was she/he reluctant			
Information	[Type= discrete] [Format=character] [Missing=*]		
Statistics [NW/ W]	[Valid=108 /-]		
Universe	If e1 in 2, 3		
Source	Interviewer		

e1a: For what reason was she/he reluctant

Literal question E1A. For what reasons was he/she reluctant to participate? And which arguments enabled you to convince him/her in the end?

Value	Label	Cases	Percentage
.b		6	5.6%
1		1	0.9%
2		1	0.9%
AU DEBUT IL Y AVAIT EU AUCUN PROBLEME APRES IL A COMMENCE A BOUDER		1	0.9%
C EST UN QUESTIONNAIR A ORDRE ACADEMIQUE N A RIEN AVOIR AVEC LA POLITIQUE NI LA POLICE		1	0.9%
CETAIT IMPORTANT POUR MON TRAVAIL		1	0.9%
CETTE ETUDE ETAIT ELLE SCIENTIFIQUE OU POLICIERE MASQUEE		1	0.9%
COMMENT L'AVONS -NOUS IDENTIFIE PAR SON NOM , IL AVAIT PEUR DE LUI PRESENTER TOUTES LES AUTORISATION DE RECHERCHE		1	0.9%
CROYAIS QUE LEUR VIE SERA ETALE AU MEDIA		1	0.9%
ELLE DEVRAIT SORTIR MAIS JE LUI AI DEMANDE M'AIDER C'EST UN EXAMEN DE L'UNIVERSITE		1	0.9%
ELLE HESITAIT DU FAIT QU ELLE VOULAIT SAVOIR		1	0.9%

e1a: For what reason was she/he reluctant

Value	Label	Cases	Percentage
COMBIEN DES TEMPS C A ALLAIT PRENDRE			
ELLE VOULAIT CONNAITRE LES RAISONS DE CETTE ETUDES		1	 0.9%
ELLE A EXIGE LES DOCUMENTS		1	 0.9%
ELLE A HONNEUR DE TOUT CE QUI A TRAIT AU GOUVERNEMENT		1	 0.9%
ELLE AVAIT PEUR		1	 0.9%
ELLE CHECHAIT QU ON LUI DONNE L ARGENT ET JE LUI AI DIT QUE J ETAIS UN SIMPLE ETUDIANT QUIN A RIEN		1	 0.9%
ELLE CROYAIT QUE CE QUESTIONNAIR ETAIT UNE FACON DEGUISEE DE L HOME OFFICE POUR SOUTIRER DES INFORMATION J AI DU EXPLIQUE QUE L HOME OFFICE N AVAIT RIEN A VOIR AVEC LE QUESTIONNAIR		1	 0.9%
ELLE DEVAIT S OCCUPER DE TRAVAUX DE MENAGE		1	 0.9%
ELLE DORMAIT ,LA FICHE BIO DOIT ACCOMPAGNER LA FICHE MENAGE		1	 0.9%
ELLE DORMAIT J		1	 0.9%

e1a: For what reason was she/he reluctant

Value	Label	Cases	Percentage
AI ENTENDU APRES EXPLICATION ELLE A ACCEPTE DIFFICILEMENT			
ELLE ET SON EPOUSE SONT TRES RESERVES, NOUS SOMMES DANS UN PAYS DE SURPRISE, NE SAIT QUI TROMPE ET QUI DIT LA VERITE.		1	0.9%
ELLE ETAIT FATIGUE ET VOULAIT ALLER SE REPOSER. JE DU LA SUPPLIER FAUTE DE QUOI JE SERAIS OBLIGE DE REVENIR		1	0.9%
ELLE ETAIT MALADE, MAIS J AI DEMANDE QU ELLE M AIDE EN LUI DISANT QUE C EST MON TRAVAIL DE L UNIVERSITE		1	0.9%
ELLE ETAIT TRES OCCUPEE ET CRAIGNAIT QUE CELA PRENNE DU TEMPS MAIS JE L AI CONVAINCU		1	0.9%
ELLE N A PAS LE TEMPS C EST A L INTERET DE LA NATION		1	0.9%
ELLE N AIME JAMAIS REpondre A DES TELLES ETUDES		1	0.9%
ELLE N AVAIT PAS		1	0.9%

e1a: For what reason was she/he reluctant

Value	Label	Cases	Percentage
CONFIANCE A CE TRAVAIL			
ELLE N AVAIT PAS ETE AVERTIS		1	0.9%
ELLE N ETAIT PAS PREVENUE MAIS APRES EXPLICATION ELLE AVAIT MORDUE		1	0.9%
ELLE NE COMPRENEZ PAS L INTERET DE CETTE ETUDE APRES DES ECLAIRCISSEM DE NOTRE PART ELLE A FINI PAR ADHERER		1	0.9%
ELLE NE CONNAISSAIT PAS LE BUT DE CETTE ETUDE		1	0.9%
ELLE NE VOULAIT PAS REPENDRE AU QUESTIONNAIR BIOGRAPHIQUE APRES QUESTIONNAIR MENAGE		1	0.9%
ELLE PENSAIT A UN QUESTIONNAIR TRES DIFFICILES SE SONT DE SIMPLES CHoses QUI NE DEMANDENTS MEME PAS DE REFLECHIR		1	0.9%
ELLE PENSAIT QU ELLE ALLAIT ECRIRE		1	0.9%
ELLE PENSAIT QU ON ALLAIT PRENDRE BEAUCOUP DE TEMPS. JE LUI AI SIMPLEMENT SUPPLIE		1	0.9%

e1a: For what reason was she/he reluctant

Value	Label	Cases	Percentage
ELLE PENSAIT QUE C ETAIT UNE ENQUETE DE L ETAT ,JE VENAIT DE LA PART DE L UNIVERSITE		1	0.9%
ELLE PENSAIT QUE JE SUIS DE L ANR ET JE BRANDI MON ATTESTATION		1	0.9%
ELLE PENSAIT QUE L ENTRETIEN ALLER PRENDRE BEAUCOUP DE TEMPS		1	0.9%
ELLE PRETENDAIT AVOIR TRAVAILLER AVEC UN AUTRE ENQUETEUR IL Y A 1 MOIS		1	0.9%
ELLEPENSAIT QUE JE SUIS VENUE ESPIONNER SA MAISON		1	0.9%
EN DEUIL DE SON MARI DEPUIS UN MOIS AFFAMEE ET SORTANTE D UNE OPERATION R/ C EST POUR PEU DE TEMPS		1	0.9%
ETANT DONNE QUE NOUS POSONS DES QUESTIONS AYANT TRAIT A SA VIE ET A TOUTE SA FAMILLE		1	0.9%
HESITATION DE PARTICIPER CROYANT QUE CE QUESTIONNAIR ETAIT POUR LE GOUVERNEMENT ANGLAIS. J		1	0.9%

e1a: For what reason was she/he reluctant

Value	Label	Cases	Percentage
AI INSISTE ET DEMONTRE QUE LE QUESTIONNAIRE N AVAIT RIEN A VOIR AVEC UN QUELCONQUE GOUVERNEMENT			
IL A CRU QUE NOUS SOMMES DU SERVICE DE RENSEIGNEMENT		1	0.9%
IL DEVAIT ALLER A UNE MANIFESTATION ET JE LUI EST DIT QUE CETTE PARTIE EST TRES UTILE POUR COMPLETER L ENQUETE		1	0.9%
IL DEVAIT EFFECTUER UN MOUVEMENT A L AEROPORT DE NDJILI		1	0.9%
IL ETAIT MALADE		1	0.9%
IL ETAIT MELADE SUITE A SA IL ETAIT IMPOSSIBLE DE REpondre SUITE A NOS INTERVENTION		1	0.9%
IL ETAIT SURPRIS QUE JE L APPELLE PAR SON NOM ET PENSAIT QUE J ETAIS UN AGENT DE L ORDRE, JE LUI AI DIT QUE JE SUIS UN ETUDIANT ET EXPLIQUER LE CONTEXTE DANS LEQUEL SON MENAGE A ETE RETENU		1	0.9%
IL FALLAIT QUE JE TERMINE		1	0.9%

e1a: For what reason was she/he reluctant

Value	Label	Cases	Percentage
MON MEMOIRE			
IL N AVAIT PAS LE TEMPS DE PARTICIPER A L ENQUETE. JE LUI AI EXPLIQUE QUE L ENQUETE SERA CONFIDENTIEL ET QU AUCUNE INFORMATION LE CONCERNANT NE SERA PUBLIEE.		1	0.9%
IL N ETAIS PAS PREVU ET CROYAIT QU IL Y A ANGUILLE SOUS ROCHE LE L AI CONVAICU		1	0.9%
IL N ETAIT PAS AU COURANT MAIS APRES EXPLICATION, IL S EST PLIE		1	0.9%
IL N ETAIT PAS PREVENU		1	0.9%
IL N Y A RIEN DE MAUVAIS QUI PUISSE VOUS ARRIVE C EST TOUT SIMPLEMENT UNE ETUDE		1	0.9%
IL N AVAIT PAS LE TEMPS ET NE SAVAIT PAS QUI JE SUIS JE LUI AI DIT QUE JE SUIS DE LUNIKIN ET QUE LA CONVERSATIO NE PRENDRA PAS LONGTEMPS		1	0.9%
IL NE TROUVAIT PAS SON INTERET. DES QUE JE LUI AIT PARLE EN TSHILUBA.		1	0.9%

e1a: For what reason was she/he reluctant

Value	Label	Cases	Percentage
IL M'A FACILEMENT ACCEPTE			
IL NE TROUVAIT AUCUN INTERET A L'ETUDE,JE LUI AI DIT QUE SI UNE MAMN PREPARE LA NOURRITURE,E DOIT CONNAITRE LE NOMBRE DE CONVIVES. DE MEME NOUS DEVONS CONNAITRE POURQUOI NOUS VOYAGEONS ET QUAND LE FAIRE ET QUEL EN EST L IMPACT SUR L ENTOURAG		1	0.9%
IL PENSAIT QUE JE SUIS ESPOINS ET JE LUI ES EXPLIQUE LA MIGRATION		1	0.9%
IL PENSAIT QUE L'ETUDE ALLAIT PRENDRE PLUS DE 2HEURES		1	0.9%
IL PENSAIT QUE NOUS SOMMES LA POUR L'ESPIONNER ET IL A VERIFIE CHEZ LE COORDONATEUR JOSE MANGALU ET IL A PRIS MES IDENTITE		1	0.9%
IL S'AGIT DE MA VIE DE MON INTIMITE		1	0.9%
IL SOUPCONNER QUE L'ENQUETE SOIT UNE ENQUETE POLICIERE		1	0.9%

e1a: For what reason was she/he reluctant

Value	Label	Cases	Percentage
COTRE LES OPPOSANTS POLITIQUE			
IL VOULAIT COMPRENDRE LA RAISON DE CES ENQUETES		1	 0.9%
IL VOULAIT REPORTE ENCORE LE RENDEZ VOUS		1	 0.9%
IL VOULAIT SAVOIR POURQUOI DOIT IL REPÃ- NDRE A TOUTE CES QUESTIONS		1	 0.9%
INFLUENCEE PAR SA FEMME QUI AVIT REFUSE DE PARTICIPER A L ETUDE		1	 0.9%
J AI AUTRES CHOSSES A FAIRE		1	 0.9%
J AI BEAUCOUP A FAIRE		1	 0.9%
JE TE DEMANDE 30 MIN AU DELA TU ES LIBRE D'INTERROMPR		1	 0.9%
LA PERSONNE NE TROUVE PAS L INTERET DE CETTE ETUDE. J AI DU EXPLIQUER L IMPORTANCE DE LA CONNAISSANC DES MIGRATIONS SUR LE PLAN ECONOMIQUE.		1	 0.9%
LA PERSONNE NE VOULAIT PAS REPONDRE AUX QUESTIONS, PEUR D AFFECTER SA DEMANDE D ASILE POLITIQUE, J		1	 0.9%







e1a: For what reason was she/he reluctant

Value	Label	Cases	Percentage
AI EXPLIQUE QUE CE N'ETAIT PAS LE CAS.			
LA PEUR		1	 0.9%
LE FAIT QU'ELLE NE COMPRENNAIT PAS L'IMPORTANCE DE CETTE ETUDE		1	 0.9%
LE QUESTIONNAIRE EST VOLUMINEUX ELLE VEUT TRAVAILLER		1	 0.9%
LES REPOSEES LORS DU PREMIER ENTRETIEN RISQUE D'ETRE INUTILE S'IL NE REPONDAIT PAS A CETTE DEUXIEME PARTIE		1	 0.9%
Met en doute la scientificite de l'enquete, trouve que les donnees intimes doivent rester intimes. Accepte par compassion apres 30 minutes de discussion.		1	 0.9%
N'A PAS CONFIANCE EN CE GENRE D'ENQUETE		1	 0.9%
NOUS PRENONS MOINS DE TEMPS POUR LE QUESTIONNAIRE BIOGRAPHIQUE		1	 0.9%
ON CROYAIT QUE NOUS SOMMES DES ESPIONS		1	 0.9%
PAR CE QU'IL EST CADRE A LA DGM QUE NOTRE ATTESTATION DEVRAIT PORTER LA		1	 0.9%

e1a: For what reason was she/he reluctant

Value	Label	Cases	Percentage
SIGNATURE DU BOURGOMES ET NON DE SON ADJOINT PLUS LA SIGNATURE DE CHEF DU QUARTIER			
PARCE QU ELLE NE VOULAIT PARLER DE SA VIE		1	0.9%
PARCEQU ELLE NE CONNAISSAIT PAS		1	0.9%
PAS CONFIANCE AUX QUESTIONS		1	0.9%
PAS DE TEMPS		1	0.9%
PAS DE TEMPS A ME CONSACRER		1	0.9%
PAS DE TEMPS MATERIEL, QUESTIONNAIR 'GROS'		1	0.9%
POUR ELLE CETTE ETUDE CHERCHE DES INFORMATION POUR NUIR LES GENS UN JOUR		1	0.9%
POURQUOI MOI ET MON MARI DEVONS REpondRE AUX MEMES QUESTIONS?		1	0.9%
POURQUOI SEULEMENT SA MAISON COMME ARGUMENT QUE C ETAIT UNE ETUDE QUI CONCERNAIT L UNIVERSITE DE KINSHASA		1	0.9%
PRESSER POUR L EGLISE		1	0.9%
Pas le temps - Importance de l'etude pour la		1	0.9%

e1a: For what reason was she/he reluctant

Value	Label	Cases	Percentage
communaute congolaise			
Pas le temps. Que nous irons rapidement. Il suffit de repondre a quelques questions		1	 0.9%
RAISONS POLITIQUE, C'EST UNE ETUDE SCIENTIFIQUE QUI NE COCERNE QUE L'UNIVERSITE ET NON LE GOUVERNEME		1	 0.9%
SES VOISINS L ONT INTOXIQUE DISANT QUE LES ETUDIANTS SONT VERSE DANS L OCCULTISME ET SURTOUT QU ON DEMANDAIT LES AGES ET LES DECES DES ENFANT JE LUI AI DIT QUE CA N A RIEN AVOIR LES NOMSS NE NOUS SERVENT A RIEN		1	 0.9%
SON EMPLOI DU TEMPS		1	 0.9%
SON EMPLOI DU TEMPS EST TYRES COMPLIQUE		1	 0.9%
SON FRERE QUI EST L ACTUEL RESPONSABLE DE LA FAMILLE ETAITRESIDAN IL PENSAIT QUE C EST LE MME QUESTIONNAIR ET J AI TENTE DE LEUR FAIRE VOIR		1	 0.9%

e1a: For what reason was she/he reluctant

Value	Label	Cases	Percentage
QUE C EST DIFFERENT			
SOUCIEUX DE LA DIFFUSION D IDENTITE ET REPERCUSSION POTENTIELLE		1	0.9%
VOULAIT SE DEPLACER AVEC SON MARI POUR LA FERME		1	0.9%
VOUS N'avez jamais voyage , TOUTES LES QUESTIONS NE VOUS CONCERNENT PAS		1	0.9%
VOUS ETES DU SERVICES DE RENSEIGNEMENT NOUS RISQUONS UN EVENTUEL ENLEVEMENT REPOSE J AI PRESENTE LE CERTIFICAT DE RECHERCHE		1	0.9%
manque de temps / insiste de l'importance de l'etude		1	0.9%

Warning: these figures indicate the number of cases found in the data file. They cannot be interpreted as summary statistics of the population of interest.

e2: The reception by the respondent was

Information	[Type= discrete] [Format=numeric] [Range= 1-4] [Missing=*]
Statistics [NW/ W]	[Valid=2038 /-] [Invalid=28 /-]
Source	Interviewer
Literal question	E2. The reception by the respondent was:

Value	Label	Cases	Percentage
1	Very good over the entire interview	1874	92.0%
2	Good, but reluctant on certain questions	87	4.3%
3	Quite reluctant or suspicious over the entire duration of the interview	60	2.9%
4	Other	17	0.8%
Sysmiss		28	

Warning: these figures indicate the number of cases found in the data file. They cannot be interpreted as summary statistics of the population of interest.





















e2r: On which questions the respondent was reluctant

Information	[Type= discrete] [Format=character] [Missing=*]
Statistics [NW/ W]	[Valid=87 /-]

e2r: On which questions the respondent was reluctant

Value	Label	Cases	Percentage
.b		8	9.2%
1		2	2.3%
100 200		1	1.1%
21		1	1.1%
301D A 306		1	1.1%
31		1	1.1%
401 408		1	1.1%
403		1	1.1%
408		4	4.6%
601 604		1	1.1%
604		1	1.1%
604, 610, 616		1	1.1%
605		1	1.1%
610		3	3.4%
619, 616, 617, 612		1	1.1%
A03 408		1	1.1%
CONCERNANT L ARGENT/L EMPLOI		1	1.1%
DE Q17P A Q17A		1	1.1%
EN RELATION AU TITRE DE SEJOUR POUR LES VOYAGES		1	1.1%
FAMILLE		1	1.1%
HISTOIRE DU CONJOINT DEJA DECEDE		1	1.1%
HISTORIQUE FAMILIAL		1	1.1%
Historique affaires et biens, Q23, 408, 604, 605		1	1.1%
IL PENSAIT QUE JAI BEAUCOUP DARGENT		1	1.1%
L'activite professionnelle exercee ainsi que la hauteur de son revenu		1	1.1%
LA QUESTION DE L ENFANT QUI EST A L ETRANGER		1	1.1%

e2r: On which questions the respondent was reluctant

Value	Label	Cases	Percentage
LA QUESTION SUR LES BIENS		1	 1.1%
LE DOCUMENT UTILISE POUR ENTRER AU RU		1	 1.1%
LES ACTIVITES		1	 1.1%
LES PRENOMS DES ENFANTS		1	 1.1%
LES QUESTIONS AU LIEU DE MARIAGE		1	 1.1%
La date de naissance de l'enquete qui ne voulait pas la donner		1	 1.1%
MIGRATION DE L ENTOURAGE		1	 1.1%
Module historique des biens. il repond au 309 qu'il etait propriétaire mais refuse de parler des biens.		1	 1.1%
Nationalité, titre de sejour , conjoint		1	 1.1%
PAR EXEMPLE POUR DONNER LE NOM DE SON MARI DANS L AGEVEN		1	 1.1%
PAS VOULU LIVRER LES INFORMATIONS CORRECTES		1	 1.1%
PRENOMS		1	 1.1%
Q 17 A		1	 1.1%
Q 408 BIENS ET AFFAIRES POSSEDEES		1	 1.1%
Q1		1	 1.1%
Q17A		1	 1.1%
Q17P Q17A		1	 1.1%
Q17P Q17A		1	 1.1%
Q21 Q25 et concernant les titres de sejour		1	 1.1%
Q22 A 614		1	 1.1%

e2r: On which questions the respondent was reluctant

Value	Label	Cases	Percentage
Q301		1	1.1%
Q408		1	1.1%
Q5 Q13		1	1.1%
Q5 Q6		1	1.1%
QUESTION RELATIVE AUX BIENS, 501		1	1.1%
Quand on parlait des membres de sa famille elle demandait sans arret pourquoi on voulait savoir tout ca.		1	1.1%
REVENU 408 BIENS ET AFFAIRES		1	1.1%
REVENU MENSUEL		1	1.1%
REVENU MENSUEL OU TRANSFERT		1	1.1%
SA NATIONALITE		1	1.1%
SEJOURS, FAMILLE		1	1.1%
SON AGE		1	1.1%
SUR L INFORMATION DES ENFANTS		1	1.1%
SUR LES BIENS		1	1.1%
SUR TOUTE LA DUREE		1	1.1%
Ses revenus actuels		1	1.1%
Sur la question des biens, j'ai le sentiment qu'il ne m'a pas tout dit.		1	1.1%
Sur le module des biens (501-516)		1	1.1%
UNION 2		1	1.1%
UNIONS ET ENFANTS		1	1.1%
colonne 4, serie 300		1	1.1%
les questions concernant la demande d'asile		1	1.1%
longueur de l'entretien		1	1.1%

e2r: On which questions the respondent was reluctant

Value	Label	Cases	Percentage
modules biens et affaires et titres de sejour		1	1.1%
sur les revenus et les salaires		1	1.1%
sur son salaire actuel et sur les titres de sejours		1	1.1%
toutes les questions personnelles (unions etc.)		1	1.1%
vers la fin...		1	1.1%

Warning: these figures indicate the number of cases found in the data file. They cannot be interpreted as summary statistics of the population of interest.

e2a: Specify the "Other" (e2)

Information	[Type= discrete] [Format=character] [Missing=*]
Statistics [NW/ W]	[Valid=17 /-]
Universe	If e2 in 4
Source	Interviewer
Literal question	E2. The reception by the respondent was: If "Other" => Specify

Value	Label	Cases	Percentage
.b		2	11.8%
ASSEZ BON		1	5.9%
ELLE TENAIT A CE QUE JE LUI DONNE 100FC ET JE LUI AI PROMIS		1	5.9%
Enquete e pressee et pas convaincue par l'utilite de l'enquete		1	5.9%
FINALEMENT IL M A AMENE CHEZ LE CHEF QUARTIER		1	5.9%
FROID		2	11.8%
Il s'attendait a une discussion sur son immigration, pas a des questions fermees		1	5.9%
L ENQUETEE A VOULU M ENVOYE A UN AUTRE JOUR VU LE TRAVAIL QU ELLE AVAIT A LA MAISON		1	5.9%

e2a: Specify the "Other" (e2)

Value	Label	Cases	Percentage
L'enquete etait fort preoccupee durant l'entretien + il y avait des questions sensibles comme son enfance ou sur son mari recemment decede		1	5.9%
Mauvais, elle se plaignait de problemes de memoire		1	5.9%
S EMPRESSER POUR ALLER AU SERVICE		1	5.9%
TRES FATIGUE		1	5.9%
Tres bon mais presse vers la fin		1	5.9%
Tres desagreable au debut. Au moment des activites il m'a dit qu'il avait ete chanteur. Je lui ai demande de me faire une demonstration. Ca lui a fait plaisir et il a ete tres gentil ensuite!		1	5.9%
la repondante voulait surtout parler de ses problemes		1	5.9%

Warning: these figures indicate the number of cases found in the data file. They cannot be interpreted as summary statistics of the population of interest.

e3_1: 1st language used in the interview

Information	[Type= discrete] [Format=numeric] [Range= 1-9999] [Missing=*]
Statistics [NW/ W]	[Valid=1 /-] [Invalid=2065 /-]
Source	Interviewer
Literal question	E3. In what language(s) did you conduct the interview?

Value	Label	Cases	Percentage
31	Lingala	1	100.0%
Sysmiss		2065	

Warning: these figures indicate the number of cases found in the data file. They cannot be interpreted as summary statistics of the population of interest.

e3a: Other language used in the interview

Information	[Type= discrete] [Format=character] [Missing=*/.b]
Statistics [NW/ W]	[Valid=114 /-] [Invalid=10 /-]
Source	Interviewer
Literal question	E3. In what language(s) did you conduct the interview? If "Other" => Specify

e3a: Other language used in the interview

Value	Label	Cases	Percentage
+ 31-Lingala		1	0.9%
+ autre : 31 - Lingala		1	0.9%
0		1	0.9%
2		3	2.6%
31		6	5.3%
31-Lingala		1	0.9%
ANGLAIS		1	0.9%
ANGLAIS ET FRANCAIS		1	0.9%
FRANCAIS		1	0.9%
FRANCAIS ET ANGLAIS		10	8.8%
FRANCAIS ET LINGALA		26	22.8%
FRANCAIS LINGALA		1	0.9%
FRANCAIS, LINGALA		1	0.9%
FRANCAIS, LINGALA, ANGLAIS		2	1.8%
KIKONGO		1	0.9%
KIKONGO		28	24.6%
KIKONGO ET KIMBALA		1	0.9%
KIKONGO ET LE KIMBALA		1	0.9%
KIKONGO YA ETAT		1	0.9%
KILUNGANI		1	0.9%
KIMBALA		3	2.6%
KIYAKA		1	0.9%
LINGALA		6	5.3%
LINGALA ET ANGLAIS		1	0.9%
LINGALA ET FRANCAIS		1	0.9%
LINGALA TSHILUBA		1	0.9%
Lingala		3	2.6%
SWAHILI		4	3.5%
TSHILUBA		3	2.6%
et 31, Lingala		1	0.9%
et 31-Lingala		1	0.9%
.b		10	

Warning: these figures indicate the number of cases found in the data file. They cannot be interpreted as summary statistics of the population of interest.

e4: Were any other person present during the interview

Information [Type= discrete] [Format=numeric] [Range= 0-1] [Missing=*]

# e4: Were any other person present during the interview			
Statistics [NW/ W]	[Valid=2042 /-] [Invalid=24 /-]		
Source	Interviewer		
Literal question	E4. And were any other person(s) present during the interview?		
Post-question	If e4 in 0 => Go to e5 (E5)		
Value	Label	Cases	Percentage
0	No	1619	79.3%
1	Yes	423	20.7%
Sysmiss		24	
<i>Warning: these figures indicate the number of cases found in the data file. They cannot be interpreted as summary statistics of the population of interest.</i>			
# e4i: Did you have the impression she/he influenced the answers			
Information	[Type= discrete] [Format=numeric] [Range= 0-9999] [Missing=*]		
Statistics [NW/ W]	[Valid=413 /-] [Invalid=1653 /-]		
Universe	If e4 in 1		
Source	Interviewer		
Literal question	E4I. Did you have the impression that this presence influenced the respondent in his/her answers?		
Value	Label	Cases	Percentage
1	Yes, the entire questionnaire	33	8.0%
2	Yes, certain parts of the questionnaire	51	12.3%
3	No	329	79.7%
Sysmiss		1653	
<i>Warning: these figures indicate the number of cases found in the data file. They cannot be interpreted as summary statistics of the population of interest.</i>			
# e4q: On which questions the respondent was influenced			
Information	[Type= discrete] [Format=character] [Missing=*]		
Statistics [NW/ W]	[Valid=314 /-]		
Universe	If e4 in 1 If e4i in 2		
Source	Interviewer		
Literal question	E4Q. Which ones (specify the nb of the questions)?		
Value	Label	Cases	Percentage
.		265	84.4%
1		1	0.3%
100 200 400		1	0.3%
101 108 201 206		1	0.3%
101N - 201N		1	0.3%
102D		1	0.3%
201N A 201D		1	0.3%
3		1	0.3%
300		1	0.3%
300 SUR L HISTORIQUE DES LOGEMENTS		1	0.3%
300, 400, Q23		1	0.3%
400		1	0.3%

e4q: On which questions the respondent was influenced

Value	Label	Cases	Percentage
402 408		1	0.3%
403		1	0.3%
408		1	0.3%
604 - 614		1	0.3%
604, 605, 408		1	0.3%
616, N A PAS VOULU PARLER DU PASSEUR		1	0.3%
A PLUSIEURS REPRISES, ELLE ESSAYAIT DE RAPPELER CERTAINS FAITS, DATES, ETC		1	0.3%
COLONNE 4 LES ANNEES DE MIGRATIONS DE L ENTOURAGE		1	0.3%
COLONNEL		1	0.3%
CONCERNANT LES AGES DES ENFANTS AINSI QUE LE DECES DE CERTAINS SURTOUT LEURS ANNEXES AUSSI L ANNEE DE DEPART DE MEMBRES DE L ENTOURAGE		1	0.3%
DATES ET ANNEES		1	0.3%
De 300-400		1	0.3%
HISTORIQUE DE LOGEMENT		1	0.3%
L HISTORIQUE FAMILIAL		1	0.3%
LES ANNEES DE DECES DE SES PARENTS		1	0.3%
LES ANNEES DE LOGEMENTS		1	0.3%
LES MIGRATIONS DE L ENTOURAGE		1	0.3%
LOGEMENTS		1	0.3%

e4q: On which questions the respondent was influenced

Value	Label	Cases	Percentage
Le mari a aide a donner des precisions sur le nombre de freres et de soeurs		1	0.3%
Peut etre: difficile de parler de ses unions ou enfants		1	0.3%
Q 100 mais je ne pense pas qu'il y ait plus a dire		1	0.3%
Q 408		2	0.6%
Q12A		1	0.3%
Q1410, Q1510, Q408		1	0.3%
Q17 8 A Q17 A		1	0.3%
Q17A		1	0.3%
Q17P Q17A		1	0.3%
Q19		1	0.3%
Q2V ET Q2D		1	0.3%
Q301 et Q17		1	0.3%
Q401		1	0.3%
Q408		1	0.3%
Q5, Q6		1	0.3%
QUESTIONS SUR LA MIGRATION DE L ENTOURAGE		1	0.3%
S AGISSANT DE L UNION DE L ENQUETEE		1	0.3%
Sur les activites et les ressources		1	0.3%
colonne 3.1 et 2.1		1	0.3%

Warning: these figures indicate the number of cases found in the data file. They cannot be interpreted as summary statistics of the population of interest.

e5: Where there any interruptions

Information	[Type= discrete] [Format=numeric] [Range= 0-1] [Missing=*]
Statistics [NW/ W]	[Valid=2039 /-] [Invalid=27 /-]
Source	Interviewer
Literal question	E5. Were there any interruptions?

Value	Label	Cases	Percentage
0	No	1734	85.0%
1	Yes	305	15.0%
Sysmiss		27	

Warning: these figures indicate the number of cases found in the data file. They cannot be interpreted as summary statistics of the population of interest.

# e5a: Specify (interruptions)			
Information	[Type= discrete] [Format=character] [Missing=*]		
Statistics [NW/ W]	[Valid=476 /-]		
Universe	If e5 in 1		
Source	Interviewer		
Literal question	E5A. Specify		
Value	Label	Cases	Percentage
.		171	35.9%
.b		4	0.8%
1		1	0.2%
2		2	0.4%
2 appels telephoniques		1	0.2%
2 coups de telephone tres court. 1min chacun		1	0.2%
2 interruptions de 10 min chacun pour aller aux toilettes dans la gare		1	0.2%
3 minutes pour changer la lainge de la petite		1	0.2%
4 INTERRUPTION ELLE VOULAIT SORTIR		1	0.2%
402 PENDANT 10 MINUTES POUR VENDRE		1	0.2%
408 A CAUSE D UNE CAUSERIE AVEC LA MAMAN		1	0.2%
A CAUSE DE LA PLUIE		1	0.2%
A CAUSE DE SA CLIENTE		1	0.2%
A CAUSE DES CLIENTS		2	0.4%
A CHAQUE FOIS QU UN CLIENT VENAIT ACHETER LE FUFU		1	0.2%
Appel telephonique		1	0.2%
Appel telephonique,		1	0.2%

e5a: Specify (interruptions)

Value	Label	Cases	Percentage
venue (desagreable) du proprietaire de l'appartement			
Appels telephoniques		2	0.4%
Arrivee d'une amie - Aller chercher son fils chez un ami - Faire les courses avant la fermeture du supermarche.		1	0.2%
Autres demandeurs d'asile qui nous interrompaient pour avoir des infos.		1	0.2%
BEAUCOUP D EXEMPLES D ARRESTATIONS DES CHEFS DE LA DGM A CAUSE DE LEURS INTERVENTION A LA TELE VISION		1	0.2%
Beaucoup de coups de telephone, va et vient du magasin		1	0.2%
C EST UN MALADE ET DE TEMPS DE TEMPS JA LUI LAISSAIT UN TEMPS DE REPOS POUR QU IL PUISSE SE SOULAGER		1	0.2%
C ETAIT DANS SA BOUTIQUE IL S OCCUPAIT DE SES CLIENTS		1	0.2%
CALMER LE BRUIT DES ENFANTS AU JEU DE NITENDO		1	0.2%
CAUSER DE CES AMIS		1	0.2%
CAUSERIE ET RECEPTION DE SES AMIS		1	0.2%

e5a: Specify (interruptions)

Value	Label	Cases	Percentage
CAUSERIES AVEC DES VISITEURS		1	0.2%
CE QUESTIONNAIR A ETE REMPLIS EN DEUX JOURS		1	0.2%
CHANGER LA COUCHE AU BEBE		1	0.2%
CHERCHER A MANGER		1	0.2%
CHERCHER DU LAIT POUR L'ENFANT		1	0.2%
CLASSES DE CONDUIRE		1	0.2%
COUP DE TELEPHONE ET HEURE DE SORTIE DE L ENFANT A L ECOLE		1	0.2%
COUP DU FIL (TELEPHONE)		1	0.2%
COUPURE D ELECTRICITE		1	0.2%
Chaque fois qu'un client entrait dans le magasin, il allait le servir (l'entretien avait lieu dans une piece derriere le magasin)		1	0.2%
Commentaires sur la situation politique du Congo		1	0.2%
Connaissance est venue demander numero de qqun		1	0.2%
Coup de fil		1	0.2%
Coups de fil		1	0.2%
D ABORD AU MAC DONALD AVEC LES ENFANTS, ENSUITE A LA MAISON AVEC D AUTRES MEMBRES DE FAMILLE POUR UNE RAISON OU UNE AUTRE.		1	0.2%

e5a: Specify (interruptions)

Value	Label	Cases	Percentage
DE FOIS ELLE SORTAIT POUR ALLER REPONDRE AU TELEPHONE.		1	0.2%
DE TEMPS EN TEMPS ELLE S OCCUPAIT DE LA CUISINE		1	0.2%
DEBARRASSES LES DEBRIS DE LA BOUTEILLE CASSER PAR L ENFANT		1	0.2%
DEPLACEMENT AVEC SON ENFANT POUR L ACHETER DES BISCUITS		1	0.2%
DERANGEMENT DES ENFANTS		1	0.2%
DES ENTRETIEN AVEC SES ENFANTS		1	0.2%
DEUX PERSONNES ETAIENT VENUES LUI RENDRE VISITE		1	0.2%
DEVRAIS REPONDRE A 3 APPELS TELEPHONIQUE		1	0.2%
DONNER UN COUP DE BALAI AU SALON		1	0.2%
DONNER LES PIECES DE RECHANGE A L ELECTRONICIE		1	0.2%
Des appels telephoniques et les enfants qui reclamaient leur maman.		1	0.2%
Des gens lui demandaient des informations		1	0.2%
EGO A DES PETITS ENFANTS. IL Y AVAIT DES INTERRUPTION PARCE QU ELLE A DU S		1	0.2%

e5a: Specify (interruptions)

Value	Label	Cases	Percentage
OCCUPER D EUX.			
EGO DEVAIT RENTRE CHEZ LUI, TRAVAILLER LE LENDEMAIN		1	0.2%
EGO DEVAIT SORTIR POUR 2 HEURES DONC NOUS AVONS ARRETER L'INTERVIEW. J'AI DU LA'ATTENDRE CHEZ LUI		1	0.2%
EGO SE PREPARAIT POUR RENTRE A BRISTOL. ELLE A ARRETE L ENTRETIEN POUR FAIRE SES COURS.		1	0.2%
ELLE DEVAIT VENDRE SES ARACHIDES		1	0.2%
ELLE S'OCCUPAIT DE LA CUISINE		1	0.2%
ELLE A CONTINUE FAIRE SON TRAVAIL PENDANT L ENTRETIEN		1	0.2%
ELLE A RECU UN VISITEUR		1	0.2%
ELLE AVAIT FAIN ET DEVAIT PRENDRE SON THE		1	0.2%
ELLE AVAIT RECU SON BAILLEUR QUI LUI AVAIT DEMANDE UN OSERVICE		1	0.2%
ELLE CAUSAIT AU TELEPHONE		1	0.2%
ELLE DEVAIT DE TEMPS A AUTRE		1	0.2%

e5a: Specify (interruptions)

Value	Label	Cases	Percentage
SERVIR SES CLIENTS			
ELLE DEVAIT DONNER A MANGER A SES ENFANTS		1	0.2%
ELLE DEVAIT PREPARER		1	0.2%
ELLE DEVAIT PREPARER LES CHIKWANGAS		1	0.2%
ELLE DEVAIT S OCCUPER DE SES CLIENTS		1	0.2%
ELLE DEVAIT SERVIR SES CLIENTS		1	0.2%
ELLE DEVEZ PRENDRE SON DEJEUNER ET UN AMI ETAIT VENU		1	0.2%
ELLE DEVRAIT SE PARTAGER ENTRE MOI ET SES CLIENTS		1	0.2%
ELLE ETAIT ALLE MANGER		1	0.2%
ELLE ETAIT EN TRAIN DE FAIRE LA CUISINE.		1	0.2%
ELLE ETAIT ENTRAIN DE PREPARER DU FUFU		1	0.2%
ELLE ETAIT ENTRE MOI ET LA CUISINE		1	0.2%
ELLE FAISAIT LA COUISINE		1	0.2%
ELLE FAISAIT LA CUISINE		1	0.2%
ELLE FAISAIT LA LESSIVE		1	0.2%
ELLE FAISAIT MANGER SON ENFANT		1	0.2%
ELLE PASSAIT DE COUP DE TELEPHONE		1	0.2%
ELLE PREPARAIT		1	0.2%

e5a: Specify (interruptions)

Value	Label	Cases	Percentage
LA NOURRITURE			
ELLE PREPARAIT S OCCUPAIT DES SES ENFANTS ET DE SES VISITEURS		1	0.2%
ELLE RECEVAIT DES GENS ET S'EN EXERSAIT		1	0.2%
ELLE S EST DEPLACEE POUR PREPARER LES ENFANTS		1	0.2%
ELLE S OCCUPAIT DE LA CUISINE		3	0.6%
ELLE S OCCUPAIT DE SES CLIENTS		1	0.2%
ELLE S OCCUPAIT DE SES TRAVAUX		1	0.2%
ELLE S OCCUPAIT DE SON JAUNE ENFANT ET DE SON DEJEUNER		1	0.2%
ELLE S OCCUPAIT DES CHOSES QU ELLE VENDAIT		1	0.2%
ELLE S OCCUPER D UNE DE SES CLIENTES		1	0.2%
ELLE S OCUPAIT DE SES CLIENTS		1	0.2%
ELLE SERVAIT LES CLIENTS		1	0.2%
ELLE SOCCUPAIT DE LA CUISINE		1	0.2%
ELLE SURVEILLAIT UNE MARMITE AU FEU		1	0.2%
ELLE VOULAIT ALLER A UNE		1	0.2%

e5a: Specify (interruptions)

Value	Label	Cases	Percentage
REUNION ET SE PREPARAIT			
ELOIGNER LES ENFANTS POUR AVOIR LE CALME PENDANT 5 MINUTE		1	0.2%
ENFANTS		1	0.2%
ENFANTS ET TACHES MENAGERES		1	0.2%
ENTRETIEN AVEC SON EPOUSE		1	0.2%
EST ALLE FAIRE L ECHANGE DE MONAIE ET FAIRE MARCHE		1	0.2%
EXIGENCES DE LA FEMME		1	0.2%
Elle a d'À» repondre au telephone		1	0.2%
Elle discutait avec les personnes presentes		1	0.2%
Elle est allee "pointer" vers 12h00 + coup de telephone 12h15		1	0.2%
Elle preparait a manger a son mari		1	0.2%
Elle s'occupait de temps en temps de son bebe, de la cuisine et il y a eu reception d'un coup de fil		1	0.2%
Elle tenait son magasin		1	0.2%
Enquete dans le magasin -> clients de temps en temps		1	0.2%
FAIRE LE THE POUR SA SOEUR		1	0.2%
Faire pipi, telephone (reception)		1	0.2%
HABILLER LE BEBE APRES SON BAIN		1	0.2%

e5a: Specify (interruptions)

Value	Label	Cases	Percentage
HANSE FAISAIT LE COMPTE RENDU DE LA RETRAITE DOU IL REVENAIT		1	0.2%
HISTORIQUE DES BIENS		1	0.2%
IL DEVRAIT RECERVOIR SON FRERE ET LEUR AMIES		1	0.2%
IL A RECU SA MERE POUR 3 MINUTE		1	0.2%
IL AVAIT DES COURSES A FAIRE EN VILLE, NOUS AVONS CONTINUER LE JOUR SUIVANT		1	0.2%
IL AVAIT EU DE LA VISITE		1	0.2%
IL AVAIT LE DEGOUT DE CONTINUER L ENQUETE A PARTIR DE 101		1	0.2%
IL AVAIT SES JUMEAUX QU IL NOURRISSAIT		1	0.2%
IL AVAIT SON JEUNE ENFANT QUI L ENTOURENT L EMBRASSAIT PLEURAIT DE TEMPS EN TEMPS		1	0.2%
IL COORDONNAIT SES ACTIVITES		1	0.2%
IL DEVAIT CAUSE AVEC SON AMI		1	0.2%
IL DEVAIT REPONDRE A A DEUX COUPS DE TELEPHONE.		1	0.2%
IL EST ALLE ACHETER SON SUCREE		1	0.2%
IL ETAIT ENTRAIN DE		1	0.2%

e5a: Specify (interruptions)

Value	Label	Cases	Percentage
CAUSER AVEC QUELQU'UN AU TELEPHONE			
IL ETAIT APPELE A DONNER DU CIMENT ET BRIQUE AUX MACON		1	0.2%
IL ETAIT ENTRAIN DE LESSIVER		1	0.2%
IL PARTI PAYER LE MINERVAL A L ECOLE POUR SON ENFANT		1	0.2%
IL RECEVAIT DES COUPS DE TELEPHONE DE TEMPS EN TEMPS		1	0.2%
IL REPARAIT UNE VOITURE		1	0.2%
IL S OCCUPAIT DE SON BEBE		1	0.2%
IL Y A UNE PETITE VISITE		1	0.2%
IL Y AVAIT DES VISITEURS D UN MOMENT A L AUTRE ET LES APPELS TELEPHONIQUE		1	0.2%
IL a recu plusieurs coups de fil et il regardait les infos pendant que je lui parlais !!		1	0.2%
INSTALLER LES VISITEURS		1	0.2%
INTERRUPTION PAR LA VENTE DE PAINS		1	0.2%
Interruption de 45' pour aller retirer les habits au lavoir, puis deux coups de fil (reception)		1	0.2%

e5a: Specify (interruptions)

Value	Label	Cases	Percentage
Interruption tres breve des enfants		1	0.2%
JE DEVAIS REpondre A TROIS APPELS DE TELEPHONE.		1	0.2%
L ENQUETE A RECU DES VISITEURS		1	0.2%
L ENQUETE A RECU LES VISITEURS		1	0.2%
L ENQUETE DEVAIT REpondre AU TELEPHONE		1	0.2%
L ENQUETEE AVAIT DE LA VISITE		1	0.2%
L ENQUETEE DEVAIT ALLER PUISER DE L EAU DANS LE VOISINAGE POUR FAIRE LA LESSIVE		1	0.2%
L ENQUETEE DEVAIT PREPARER ET SERVIR SES ENFANTS		1	0.2%
L ENTRETIEN A EU LIEU AU MARCHE PENDANT QU ELLE VENDAIT		1	0.2%
L INTERVIEWEE DEVAIT PARTIR RECUPERER SON FILS A L ECOLE. NOUS NE SOMMES REVENUS SUR LE QUESTIONNAIR QUE 30 MINUTES APRES.		1	0.2%
L'ENQUETE FAISAIT LA CUISINE		1	0.2%
L'INTERVIEWE VOULAIT ME PARLER DE		1	0.2%

e5a: Specify (interruptions)

Value	Label	Cases	Percentage
PROBLEMES PERSONNELS			
LA MAMAN DU CONJOINT EST ARRIVEE ET A COMMENCE A ME POSER UNE SERIE DE QUESTIONS		1	0.2%
LA MERE DE LA FILLE VOULAIT SAVOIR PLUS SUR LE PROJET.		1	0.2%
LA PLUIE		2	0.4%
LA REUNION DES ETUDIANTS A GREENWICH		1	0.2%
LE COORDINATEUR DE COFIPRO ETAIT VENU NOUS PARLER DE LA PROCHAINE REUNION DE CCUK		1	0.2%
LENQUETE AVAIT DES TRAVAUX MENAGERS A FAIRE LE PROPRIETAIRE ETAIT VENU LE RENDRE VISITE ET LES ENFANTS A CUUPER		1	0.2%
LES COUPS DU FILS, ET LA PERSONNE DEVAIT CHERCHER LES ENFANTS A L ECOLE.		1	0.2%
LI INTERROMPAIT POUR JOUER AU JEU DE DAME		1	0.2%
Le 10 août, sa soeur est arrivee apres 1h15 d'entretien. On a decide de continuer le surlendemain		1	0.2%

e5a: Specify (interruptions)

Value	Label	Cases	Percentage
Le voisin est passe 5 minutes		1	0.2%
Lors du premier entretien, l'enquete avait une autre obligation et un autre rendez-vous a ete fixe pour terminer		1	0.2%
MME DEVAIT REpondre AU TELEPHONE.		1	0.2%
Mari qui est venu dire bonjour		1	0.2%
NAVETTE ENTRE LA MAISON ET LA OU ELLE VEND		1	0.2%
NOUS DEVIONS ARRETER ET CONTINUER UN AUTRE JOUR PARCE QUE EGO TRAVAILLAIT, ENTRETIEN DE TELEPHONE		1	0.2%
ON INTERROMPAIT A CHAQUE FOIS QUE UN CLIENT SE PRESENTAIT		1	0.2%
Obligation familiale : l'entretien s'est fait en deux fois		1	0.2%
PENDANT QU ELLE ALLAITAIT SON BEBE		1	0.2%
PENDANT QUE LE SUPERVISEUR PASSAIT POUR ME LAISSER LES FICHES POUR ENQUETE BIOGRAPHIQUE		1	0.2%
PLEURS DES ENFANTS		2	0.4%
PLUS DE 5 APPELS TELEPHONIQUE		1	0.2%

e5a: Specify (interruptions)

Value	Label	Cases	Percentage
PORTABLE		1	0.2%
POUR ALLUMER SA CIGARETTE		1	0.2%
POUR NETTOYER, MANGER		1	0.2%
POUR REFLECHIR		1	0.2%
POUR S OCUPER DES ENFANTS SURTOUT LE BEBE		1	0.2%
PREPARER LES ALIMENTS		1	0.2%
PUISER DE L EAU L ENTRETIENT AVEC SON BAYEUR		1	0.2%
Personnes qui demandent a boire au bar de l'association		1	0.2%
Pour expliquer l'enquete aux demandeurs d'asile qui le voulaient		1	0.2%
Pour le repas de midi		1	0.2%
Q 17P ET Q 17A		1	0.2%
Q 402		1	0.2%
QUAND LES CLIENTS VIENNENT IL EST OBLIGE D INTERROPRE PLUS DE 5 FOIS		1	0.2%
QUELQUES AMIS SONT VENUS LE VOIR		1	0.2%
Quelques coups de telephone + les enfants		1	0.2%
RECEVOIR LES VISITEURS		1	0.2%
RECHERCHE DES DOCUMENTS POUR REMPLIR		1	0.2%

e5a: Specify (interruptions)

Value	Label	Cases	Percentage
LES DATE DE NAISSANCES			
REPONDRE A DEUX COUPS DE TELEPHONE		1	0.2%
REPONDRE A TROIS APPELS TELEPHONIQUE		1	0.2%
REPONDRE AU TELEPHONE		1	0.2%
REPONDRE AU TELEPHONE ET VENDRE		1	0.2%
REPONDRE UN MOMENT AU TELEPHONE		1	0.2%
RINCER ET ETLER LES HABITS PENENT 13 MINUTES		1	0.2%
S OCCUPAIT DE CLIENTS		1	0.2%
S OCCUPE DES MECANICIEN DES VEHICULE PENDANT ENVIRON 30 MINUTE		1	0.2%
SA FEMME A REVEILLE		1	0.2%
SA FILLE DERANGAIT		1	0.2%
SA MERE L INTERPELLAIT POUR SES CLIENTS		1	0.2%
SERVIR A MANGER AUX ENFANTS		1	0.2%
SERVIR A MANGER AUX PETITES FILLES		1	0.2%
SERVIR LES CLIENTS		1	0.2%
SERVIR LES INSTRUMENTS ELECTRIQUES AUX AMIS		1	0.2%
SES OCCUPATIONS JOURNALIERES		1	0.2%

e5a: Specify (interruptions)

Value	Label	Cases	Percentage
SOCCUPAIT DE SES CLIENTS		1	0.2%
SON ENFANT AVAIT FAIM		1	0.2%
SON FILS EST TOMBE		1	0.2%
SURVEILLER LES ALIMENTS AU FEU		1	0.2%
Sa femme pour l'appeler pour manger		1	0.2%
Sa fille pleurait (elle dormait dans la piece d'a cÃ´te)		1	0.2%
Ses enfants venaient lui demander certaines questions		1	0.2%
Son fils demandait de l'aide plusieurs fois		1	0.2%
TACHES MENAGERES		2	0.4%
TELEPHONE		5	1.1%
TELEPHONE, 2 FOIS		1	0.2%
TELEPHONE, DEUX OU TROIS FOIS		1	0.2%
TELEPHONE, ET MOI, JE DEVAIS CHERCHER LES ENFANTS A L ECOLE.		1	0.2%
TRAVAUX MENAGERS		1	0.2%
TRAVEUX MENAGERE,DE COURTE DUREE		1	0.2%
TROIS LONGS COUPS DE TELEPHONE		1	0.2%
Telephone		3	0.6%
Telephone 5 mn		1	0.2%
Telephone, presence des enfants et de la tante. Elle coiffait ses filles pendant		1	0.2%

e5a: Specify (interruptions)

Value	Label	Cases	Percentage
l'entretien (tresses africaines)			
Telephone. Elle avait un autre rendez-vous apres moi		1	0.2%
Telephonne		1	0.2%
UN APPEL		1	0.2%
UN VISITEUR		1	0.2%
UN VISITEUR DE PASSAGE DEMANDANT DES INFORMATIONS SUR LE CONGO.		1	0.2%
UNE EMISSION A LA TELEVISION		1	0.2%
Un bebe avait fin (5 minutes le temps d'appeler l'epouse)		1	0.2%
Un coup de fil		1	0.2%
Un de ses amis est venu le saluer		1	0.2%
VENDRE LA FARINE DE MAIS		1	0.2%
VENDRE A PLUSIEURS REPRISES		1	0.2%
VISITEUR DE PASSAGE		1	0.2%
a oublie de s'inscrire a ses examens		1	0.2%
amis qui viennent regulierement le voir		1	0.2%
appel avec sa soeur pour preciser son annee de venue en Belgique		1	0.2%
appel telephonique		2	0.4%
appel telephonique; soins aux enfants		1	0.2%
appels telephoniques		3	0.6%

e5a: Specify (interruptions)

Value	Label	Cases	Percentage
arrive du mari, questions des enfants		1	0.2%
arrivee d'un visiteur		1	0.2%
coup de telephone		2	0.4%
coups de fil		2	0.4%
coups de telephone		1	0.2%
des coups de fil		1	0.2%
elle a recu un coup de telephone		1	0.2%
elle a recu un coup de telephone, de la famille est venue aussi		1	0.2%
elle allait surveiller sa marmite car elle cuisinait		1	0.2%
elle devait repondre a un appel telephonique et devait s'occuper de son bebe pendant 10 minutes		1	0.2%
gere son epicerie en meme temps (clients, livreurs, telephone)		1	0.2%
il a repondu au telephone		1	0.2%
il devait coiffer un client qui est arrive		1	0.2%
il discutait parfois avec ses invites		1	0.2%
il fallait expliquer aux enfants qui ne voulaient pas etre avec l'enqueteur		1	0.2%
il m'a dit vers 12h45 qu'il devait aller manger avec des amis et que je vienne avec lui -> reprise du questionnaire a 13h45		1	0.2%

e5a: Specify (interruptions)

Value	Label	Cases	Percentage
juste le temps qu'il dise a ses amis ce qu'il fallait acheter pour le repas		1	0.2%
l'entretien a ete mene en 2 etapes. La premiere/ le lundi 28 septembre et la 2eme le samedi 3 octobre, en raison de son emploi du temps charge		1	0.2%
personnes venues demander conseils		1	0.2%
pour repondre au telephone		1	0.2%
s'est occupee de son fils		1	0.2%
s'occuper des enfants quelques instants		1	0.2%
sa petite fille venait nous dire bonjour		1	0.2%
telephone		6	1.3%
telephone (4-5 coups de fil), arrivee d'une cousine		1	0.2%
telephone (deux fois)		1	0.2%
telephone et ordinateur		1	0.2%
telephone pendant quelques minutes		1	0.2%
telephone une fois		1	0.2%
television		1	0.2%
trois coups de telephone; sa fille dans la piece d'a cÃ´te qui etait malade, elle repassait		1	0.2%
un coup de fil et des personnes qui sont entres dans la piece		1	0.2%
un coup de telephone		2	0.4%

# e5a: Specify (interruptions)			
Value	Label	Cases	Percentage
une fois un coup de telephone, et puis plusieurs interruptions car elle pleurait		1	0.2%
urgences pour sa fille ,le premier jour; fumer cigarette et coup de fil le deuxieme jour		1	0.2%
<i>Warning: these figures indicate the number of cases found in the data file. They cannot be interpreted as summary statistics of the population of interest.</i>			
# e6: Was the respondent's general comprehension of the questions...			
Information	[Type= discrete] [Format=numeric] [Range= 1-3] [Missing=*]		
Statistics [NW/ W]	[Valid=2046 /-] [Invalid=20 /-]		
Source	Interviewer		
Literal question	E6. According to you, was the respondent's general comprehension of the questions:		
Value	Label	Cases	Percentage
1	Very good	1367	66.8%
2	Adequate, but not perfect	670	32.7%
3	Bad	9	0.4%
Sysmiss		20	
<i>Warning: these figures indicate the number of cases found in the data file. They cannot be interpreted as summary statistics of the population of interest.</i>			
# e7: Did the respondent have problems answering certain questions			
Information	[Type= discrete] [Format=numeric] [Range= 0-1] [Missing=*]		
Statistics [NW/ W]	[Valid=2041 /-] [Invalid=25 /-]		
Source	Interviewer		
Literal question	E7. And did the respondent have problems answering certain questions?		
Value	Label	Cases	Percentage
0	No	1824	89.4%
1	Yes	217	10.6%
Sysmiss		25	
<i>Warning: these figures indicate the number of cases found in the data file. They cannot be interpreted as summary statistics of the population of interest.</i>			
# e7d: On which questions the respondent had problems			
Information	[Type= discrete] [Format=character] [Missing=*]		
Statistics [NW/ W]	[Valid=429 /-]		
Universe	If e7 in 1		
Source	Interviewer		
Literal question	E7D. Which ones? N°		
Value	Label	Cases	Percentage
.		213	49.7%
.b		7	1.6%
102		1	0.2%
102 D		1	0.2%
102D 102F		1	0.2%

e7d: On which questions the respondent had problems

Value	Label	Cases	Percentage
102D 203		1	0.2%
103		1	0.2%
105		1	0.2%
17		1	0.2%
2		7	1.6%
2 1 ET 22		1	0.2%
200 - Module enfants		1	0.2%
201 N L AGE DE NAISSANCE DES ENFANTS		1	0.2%
2V ET 2D		1	0.2%
301D 309		1	0.2%
301D A 306		1	0.2%
304		1	0.2%
309		1	0.2%
313		1	0.2%
313 L01		1	0.2%
400		1	0.2%
400 - 408		1	0.2%
401 -> 410 (les dates)		1	0.2%
401 404		1	0.2%
401D 401F		1	0.2%
402		1	0.2%
403		1	0.2%
407		1	0.2%
408		45	10.5%
408 (pour la 2eme periode)		1	0.2%
408 + parcours m01 et m08		1	0.2%
408 Q12		1	0.2%
408 et 301		1	0.2%
408(A02 A03 A04 ET A05)		1	0.2%
501D		1	0.2%
605 615		1	0.2%
610		4	0.9%
610 - 616		1	0.2%
610 et 25 mais elle a fini par repondre		1	0.2%
610, 616		2	0.5%
805		1	0.2%
9408		1	0.2%
A KIMBUALA		1	0.2%

e7d: On which questions the respondent had problems

Value	Label	Cases	Percentage
ACTIVITES PROFESSIONNELLE DE SON FRERE		1	0.2%
ANNEE DE DEPART DE SON ENFANT RN ANGOLA		1	0.2%
C31 RT 32		1	0.2%
COLONE 4 ANNEE 01		1	0.2%
COLONNE 4		1	0.2%
COLONNES 31 ET 32		1	0.2%
Colonne 4 Ageven		1	0.2%
DATES DES ACTIVITES EXERCEES		1	0.2%
DATES ET ANNEES		1	0.2%
DEBUT DE L UNION (ANNEE)		1	0.2%
DECLERER L ENFANT HORS UNION		1	0.2%
ENFANTS HORS UNION Q 15		1	0.2%
ESTIMER LE SALAIRE		1	0.2%
En general il fallait expliquer les question avec d'autres mots, plus simples, pour que la comprehension soit meilleure...		1	0.2%
HISTORIQUE FAMILIALE		2	0.5%
Historique des logements (les dates!)		1	0.2%
INDIVIDU NÂ °6		1	0.2%
J AI DU EXPLICITER CHAQUE FOIS		1	0.2%
L AGE		1	0.2%
L ANNEE OU SON PERE AVAIT VOYAGER POUR LE RWANDA		1	0.2%

e7d: On which questions the respondent had problems

Value	Label	Cases	Percentage
CAR ELLE N Y ETAIT PAS ENCORE NEE			
LA DATE DE NAISSANCE DE SA PETITE FILLE		1	0.2%
LES ANNEES DE NAISSANCE		1	0.2%
LES ANNEES DES EVENEMENTS		1	0.2%
LES ANNES DE VOYAGE HORS CONGO		1	0.2%
LES CONDITIONS DU MARIAGE		1	0.2%
LES DATES OU ANNEES		1	0.2%
LES DIFFERENTES PERIODES DE CHANGEMENT DE LOGEMENTS		1	0.2%
LES MIGRANTS		1	0.2%
LES PERIODES DE LOGEMENT		1	0.2%
LOGEMENTS, ACTIVITES		1	0.2%
Les dates colonnes 3 et 8		1	0.2%
Les dates en general		1	0.2%
MEMBRE DE L ENTOURAGE QUI ONT VECU A L ETRANGER		1	0.2%
Manque de souvenirs		1	0.2%
Module sur les activites et sur les logements dans AGEVEN		1	0.2%
PARCOURS DE L ENTOURAGE QUI ONT VECU A L ETRANGER		1	0.2%
Presque toutes		1	0.2%
Q 10		1	0.2%

e7d: On which questions the respondent had problems

Value	Label	Cases	Percentage
Q 1A		1	0.2%
Q 2 V		1	0.2%
Q 2V		1	0.2%
Q 301 CONFUSION D ANNEES		1	0.2%
Q 408		3	0.7%
Q 619 et module demande d'asile		1	0.2%
Q10 ET D AUTRE OU VOUS VERIEZ LA MENTION NSP		1	0.2%
Q102D, Q105, Q23		1	0.2%
Q12A		1	0.2%
Q15		1	0.2%
Q17 M1		1	0.2%
Q17A		1	0.2%
Q17F et Q17S		1	0.2%
Q17P Q17A		1	0.2%
Q2		2	0.5%
Q2 (difficulte a donner les dates)		1	0.2%
Q2 D		1	0.2%
Q2 Q2V Q2D		1	0.2%
Q23		1	0.2%
Q24		1	0.2%
Q25		1	0.2%
Q2D		2	0.5%
Q2V		2	0.5%
Q2V ET Q2D		1	0.2%
Q2V Q2D		1	0.2%
Q3 A2		1	0.2%
Q308		1	0.2%
Q312 Q313		1	0.2%
Q406 parfois je devais tourner mes phrases autrement pour qu'elle comprenne bien le sens des questions		1	0.2%
Q408		12	2.8%
Q468		1	0.2%
Q5 Q6		1	0.2%
Q605; Q610		1	0.2%
Q627: ne sait pas pour quelles		1	0.2%

e7d: On which questions the respondent had problems

Value	Label	Cases	Percentage
villages il faisait des dons			
Q7		1	0.2%
Q8 Q5 Q6		1	0.2%
QA2		1	0.2%
QUESTIONS LIEES AUX AGES		1	0.2%
QUESTIONS RELATIVES AUX MARIS		1	0.2%
REVENU ET DATATION		1	0.2%
SA NATIONALITE		1	0.2%
SEJOUR HORS DE LA RDC		1	0.2%
Sur ses occupation/ activites		1	0.2%
UN PEU SUR TOUTE LA DUREE DE L ENTRETIEN		1	0.2%
Union + enfant , entourage je me demande s'il n'a pas invente parfois. Car j'ai releve plusieurs incoherence. Q23: difficultes a se souvenir des annees pour les periodes de vacances		1	0.2%
VILLAGE D ORIGINE		1	0.2%
enfants confies		1	0.2%
historique des logement et historique des activites		1	0.2%
le nombre d'enfants		1	0.2%
nationalite		1	0.2%
pour l'autorisation de travail, il ne sait plus depuis quand il n'a plus besoin de permis, il faut voir quand la legislation a change.		1	0.2%
q17		1	0.2%

# e7d: On which questions the respondent had problems			
Value	Label	Cases	Percentage
q408		1	0.2%
question sur la date de migration de son entourage. Mais elle etait contente de refaire le plan de tout cela dans sa tete		1	0.2%
salaire + titre de sejour		1	0.2%
sur les enfants adoptes, Q200		1	0.2%
sur les revenus		1	0.2%
sur ses ressources actuelles		1	0.2%
toutes les questions d'argent et sa memoire est tres lente		1	0.2%
<i>Warning: these figures indicate the number of cases found in the data file. They cannot be interpreted as summary statistics of the population of interest.</i>			
# e8: Did the respondent refuse to answer certain questions			
Information	[Type= discrete] [Format=numeric] [Range= 0-1] [Missing=*]		
Statistics [NW/ W]	[Valid=2045 /-] [Invalid=21 /-]		
Source	Interviewer		
Literal question	E8. Did the respondent refuse to answer certain questions?		
Value	Label	Cases	Percentage
0	No	1966	96.1%
1	Yes	79	3.9%
Sysmiss		21	
<i>Warning: these figures indicate the number of cases found in the data file. They cannot be interpreted as summary statistics of the population of interest.</i>			
# e8r: On which questions the respondent refused to answer			
Information	[Type= discrete] [Format=character] [Missing=*]		
Statistics [NW/ W]	[Valid=333 /-]		
Universe	If e8 in 1		
Source	Interviewer		
Literal question	E8R. Which ones? N°		
Value	Label	Cases	Percentage
.		254	76.3%
.b		3	0.9%
02		1	0.3%
23		1	0.3%
3		2	0.6%
403 - 605		1	0.3%
408		16	4.8%

e8r: On which questions the respondent refused to answer

Value	Label	Cases	Percentage
408 (en partie)		1	0.3%
408 A04		1	0.3%
5019 -> histoire sur les biens vie privée		1	0.3%
604		1	0.3%
604 - 610		2	0.6%
604, 605, 610		1	0.3%
605 - 610		1	0.3%
605, 610		1	0.3%
610		12	3.6%
610 - 615		1	0.3%
610, 615		1	0.3%
611, 614		1	0.3%
615, 617, 618		1	0.3%
616		1	0.3%
616, 617, 619, 612		1	0.3%
ENFANTS HORS UNION Q15		1	0.3%
Historique des affaires et biens (dans le passé)		1	0.3%
LE NUMERO DE TELEPHONE		1	0.3%
LE VRAI PRENOM DES ENFANTS		1	0.3%
NOM DU CONJOINT		1	0.3%
NUMERO TELEPHONE		1	0.3%
NÂ° TELEPHONE		1	0.3%
PARCOURS DE MEMBRES DE L'ENTOURAGE		1	0.3%
Q 408		1	0.3%
Q 408 (refus NSP)		1	0.3%
Q0 ET NUMERO DE TELEPHONE PRENOMS DE L'ENTOURAGE		1	0.3%
Q21		1	0.3%
Q408, Q1410 et Q1510 (sur titres de séjours		1	0.3%

e8r: On which questions the respondent refused to answer

Value	Label	Cases	Percentage
et autorisation de travail -> il ne voulait pas rentrer dans les details			
Q610		1	0.3%
RESERVEE AUX QUESTIONS EN RAPPORT AVEC SON UNION		1	0.3%
SON NUMERO DE TELEPHONE		1	0.3%
STATUT CELIBATAIRE QU IL N A PAS VOULU LE DECLARER 100 ET 200		1	0.3%
Ses revenus actuels		1	0.3%
TELEPHONE		3	0.9%
historique des logements -> a eu du mal a se souvenir des dates		1	0.3%
le nombre d'enfants		1	0.3%
module historique des biens et affaires		1	0.3%
module sur la demande d'asile		1	0.3%
nationalite		1	0.3%
prenom des conjoints, enfants et salaires actuels		1	0.3%
salaire actuel		1	0.3%

Warning: these figures indicate the number of cases found in the data file. They cannot be interpreted as summary statistics of the population of interest.

e9: Did you give a gift to the interviewee

Information	[Type= discrete] [Format=numeric] [Range= 1-3] [Missing=*]
Statistics [NW/ W]	[Valid=2037 /-] [Invalid=29 /-]
Source	Interviewer
Literal question	E9. Did you give a gift to the interviewee?
Post-question	THANK YOU FOR YOUR COOPERATION!

Value	Label	Cases	Percentage
1	Yes before the interview	6	0.3%
2	Yes after the interview	431	21.2%
3	No	1600	78.5%

# e9: Did you give a gift to the interviewee			
Value	Label	Cases	Percentage
Sysmiss		29	
<i>Warning: these figures indicate the number of cases found in the data file. They cannot be interpreted as summary statistics of the population of interest.</i>			
# q900: Number of personal network who have lived abroad			
Information	[Type= continuous] [Format=numeric] [Range= 0-21] [Missing=*]		
Statistics [NW/ W]	[Valid=2066 /-] [Invalid=0 /-] [Mean=3.661 /-] [StdDev=3.591 /-]		
Source	MAFE team		
Pre-question	INFORMATION TO TRANSCRIBE AFTER THE INTERVIEW BASED ON THE BIOGRAPHICAL GRID MODULE: RESIDENCE HISTORY OF FAMILY MEMBERS AND PERSONAL NETWORK		
Literal question	900. Count in the AGEVEN the number of family or personal network members who have lived outside DR Congo __ and fill in one column per person (in principle, number equal to Q17TOT).		
Interviewer's instructions	SEE AGEVEN COLUMNS 4		
# q1000: Number of returns			
Information	[Type= continuous] [Format=numeric] [Range= 0-9999] [Missing=*]		
Statistics [NW/ W]	[Valid=2066 /-] [Invalid=0 /-] [Mean=0.211 /-] [StdDev=0.912 /-]		
Source	MAFE team		
Pre-question	MODULE RETURNS TO DR CONGO OF LESS THAN A YEAR WITHOUT INTENTION TO SETTLE		
Literal question	1000. Count in the Ageven all returns (R1, R2, etc., and each AR) without including the returns to settle marked as "R INST": __		
Interviewer's instructions	SEE AGEVEN COLUMN 13		
# q1100: Number of stays abroad			
Information	[Type= continuous] [Format=numeric] [Range= 0-9999] [Missing=*]		
Statistics [NW/ W]	[Valid=2066 /-] [Invalid=0 /-] [Mean=0.953 /-] [StdDev=2.339 /-]		
Source	MAFE team		
Pre-question	MODULE STAYS OF LESS THAN A YEAR OUTSIDE DR CONGO (VAC + AFF)		
Literal question	1100. Count in the Ageven the stays outside DR Congo marked VAC and AFF: __ ATTENTION: don't count those stays marked INST or TRANSIT		
Interviewer's instructions	SEE AGEVEN COLUMN 8		
# q1200: Number of nationality changes			
Information	[Type= continuous] [Format=numeric] [Range= 1-9999] [Missing=*]		
Statistics [NW/ W]	[Valid=2066 /-] [Invalid=0 /-] [Mean=1.11 /-] [StdDev=0.334 /-]		
Source	MAFE team		
Pre-question	MODULE CITIZENSHIP		
Literal question	1200. Count in the Ageven the number of nationality changes: __		
Interviewer's instructions	SEE AGEVEN COLUMN 9		
# q1300: Number of sought asylum			
Information	[Type= continuous] [Format=numeric] [Range= 0-9999] [Missing=*]		
Statistics [NW/ W]	[Valid=2066 /-] [Invalid=0 /-] [Mean=0.134 /-] [StdDev=0.377 /-]		
Source	MAFE team		
Pre-question	MODULE ASYLUM		
Literal question	1300. Count in the Ageven the number of times ego sought asylum:		

# q1300: Number of sought asylum			
Interviewer's instructions	SEE AGEVEN COLUMN 10		
# q1410: Number of residence status			
Information	[Type= continuous] [Format=numeric] [Range= 0-9999] [Missing=*]		
Statistics [NW/ W]	[Valid=2066 /-] [Invalid=0 /-] [Mean=0.702 /-] [StdDev=1.197 /-]		
Source	MAFE team		
Pre-question	MODULE RESIDENCE PERMITS		
Literal question	1410. Number of periods of residence status: _ _		
Interviewer's instructions	AGEVEN COLUMN 11		
# q1510: Number of work permits			
Information	[Type= continuous] [Format=numeric] [Range= 0-9999] [Missing=*]		
Statistics [NW/ W]	[Valid=2066 /-] [Invalid=0 /-] [Mean=0.677 /-] [StdDev=1.156 /-]		
Source	MAFE team		
Pre-question	MODULE WORK PERMITS		
Literal question	1510. Number of periods of work permits: _ _		
Interviewer's instructions	COLUMN 12		
# q1600: Number of regular transfers			
Information	[Type= continuous] [Format=numeric] [Range= 0-9999] [Missing=*]		
Statistics [NW/ W]	[Valid=2066 /-] [Invalid=0 /-] [Mean=0.296 /-] [StdDev=0.626 /-]		
Source	MAFE team		
Pre-question	MODULE TRANSFERS		
Literal question	1600. Count in the Ageven the periods of REGULAR TRANSFERS: _ _ and fill in one column for each period		
Interviewer's instructions	SEE AGEVEN COLUMN 6		
# q1700: Number of contributions to associations			
Information	[Type= continuous] [Format=numeric] [Range= 0-9999] [Missing=*]		
Statistics [NW/ W]	[Valid=2066 /-] [Invalid=0 /-] [Mean=0.0605 /-] [StdDev=0.273 /-]		
Source	MAFE team		
Pre-question	MODULE ASSOCIATIONS		
Literal question	1700. Count in the Ageven the number of periods Ego paid CONTRIBUTIONS TO ASSOCIATIONS: _ _ and fill in one column for each period		
Interviewer's instructions	SEE AGEVEN COLUMN 14		
# statu_mig: Migration status			
Information	[Type= discrete] [Format=numeric] [Range= 1-4] [Missing=*]		
Statistics [NW/ W]	[Valid=2066 /-] [Invalid=0 /-]		
Value	Label	Cases	Percentage
1	Return migrant	322	15.6%
2	Migrant partner	77	3.7%
3	Non migrant	1239	60.0%
4	Migrant	428	20.7%
<i>Warning: these figures indicate the number of cases found in the data file. They cannot be interpreted as summary statistics of the population of interest.</i>			
# migr_cur: Current migrant			
Information	[Type= discrete] [Format=numeric] [Range= 0-1] [Missing=*]		

# migr_cur: Current migrant			
Statistics [NW/ W]		[Valid=2066 /-] [Invalid=0 /-]	
Definition		Current migrant at the time of the survey	
Value	Label	Cases	Percentage
0	No	1638	79.3%
1	Yes	428	20.7%
<i>Warning: these figures indicate the number of cases found in the data file. They cannot be interpreted as summary statistics of the population of interest.</i>			
# migr_ret: Return migrant			
Information		[Type= discrete] [Format=numeric] [Range= 0-1] [Missing=*]	
Statistics [NW/ W]		[Valid=2066 /-] [Invalid=0 /-]	
Definition		Return migrant in Africa at the time of the survey	
Value	Label	Cases	Percentage
0	No	1744	84.4%
1	Yes	322	15.6%
<i>Warning: these figures indicate the number of cases found in the data file. They cannot be interpreted as summary statistics of the population of interest.</i>			
# migr_cjt: Migrant's spouse			
Information		[Type= discrete] [Format=numeric] [Range= 0-1] [Missing=*]	
Statistics [NW/ W]		[Valid=2066 /-] [Invalid=0 /-]	
Definition		Non migrant partner (living in Africa) of a migrant at the time of the survey	
Value	Label	Cases	Percentage
0	No	1972	95.5%
1	Yes	94	4.5%
<i>Warning: these figures indicate the number of cases found in the data file. They cannot be interpreted as summary statistics of the population of interest.</i>			
# migr_no: No migrant			
Information		[Type= discrete] [Format=numeric] [Range= 0-1] [Missing=*]	
Statistics [NW/ W]		[Valid=2066 /-] [Invalid=0 /-]	
Definition		Other non migrant (living in Africa) at the time of the survey	
Value	Label	Cases	Percentage
0	No	827	40.0%
1	Yes	1239	60.0%
<i>Warning: these figures indicate the number of cases found in the data file. They cannot be interpreted as summary statistics of the population of interest.</i>			
# flag_age: Less than 25 years and more than 75 years			
Information		[Type= discrete] [Format=numeric] [Range= 0-1] [Missing=*]	
Statistics [NW/ W]		[Valid=2066 /-] [Invalid=0 /-]	
Definition		The migrant is younger than 25 or older than 75 at the time of the survey.	
Notes		These individuals have ages very close to the thresholds 25-75.	
Value	Label	Cases	Percentage
0	No	2066	100.0%
1	Yes	0	
<i>Warning: these figures indicate the number of cases found in the data file. They cannot be interpreted as summary statistics of the population of interest.</i>			
# flag_arrival: First migration in Europe before 18			
Information		[Type= discrete] [Format=numeric] [Range= 0-1] [Missing=*]	
Statistics [NW/ W]		[Valid=758 /-] [Invalid=1308 /-]	

# flag_arrival: First migration in Europe before 18			
Definition		The migrant (current or returnee) arrived in Europe the 1st time before 18.	
Value	Label	Cases	Percentage
0	No	745	98.3%
1	Yes	13	1.7%
Systemiss		1308	
<i>Warning: these figures indicate the number of cases found in the data file. They cannot be interpreted as summary statistics of the population of interest.</i>			
# weight_eur: Weighting normalized on the 3 european countries			
Information		[Type= continuous] [Format=numeric] [Range= 0.123741947114468-2.92577934265137] [Missing=*]	
Statistics [NW/ W]		[Valid=428 /-] [Invalid=1638 /-]	
Definition		Use when working on the European countries pooled together (for example, the Senegalese population sampled in France, Italy and Spain). It should not be used if the analyses include individuals surveyed in Africa.	
# weight_all: Weighting normalized on the 4 countries			
Information		[Type= continuous] [Format=numeric] [Range= 0.043433666229248-7.21617412567139] [Missing=*]	
Statistics [NW/ W]		[Valid=2066 /-] [Invalid=0 /-]	
Definition		Use when working on all countries of the MAFE survey (for example, Senegalese population from Senegalese, French, Italian and Spanish samples).	
# weight_ctry: Weighting normalized by country			
Information		[Type= continuous] [Format=numeric] [Range= 0.054081816226244-5.26600313186646] [Missing=*]	
Statistics [NW/ W]		[Valid=2066 /-] [Invalid=0 /-]	
Definition		Use when working on a single country (for example, the Senegalese population sampled only in Senegal, or in any single European country).	

File : rdc_qb_union

ident: Biographic individual identifier

Information	[Type= discrete] [Format=character] [Missing=*]
Statistics [NW/ W]	[Valid=2425 /-] [Invalid=0 /-]
Definition	Individual identifiant = 1st letter of country + n° of questionnaire compost

id_country: Country of the survey

Information	[Type= discrete] [Format=character] [Missing=*]
Statistics [NW/ W]	[Valid=2425 /-] [Invalid=0 /-]
Definition	Country where the data was collected: - B = Belgium - C = DR Congo - U = United Kingdom

Value	Label	Cases	Percentage
B		344	14.2%
C		1899	78.3%
U		182	7.5%

Warning: these figures indicate the number of cases found in the data file. They cannot be interpreted as summary statistics of the population of interest.

n_menage: ID of the HH

Information	[Type= continuous] [Format=numeric] [Range= 3-2011] [Missing=*]
Statistics [NW/ W]	[Valid=1899 /-] [Invalid=526 /-]
Definition	Household ID Only available for Africa

n_indiv: ID of the individual in the HH

Information	[Type= continuous] [Format=numeric] [Range= 0-101] [Missing=*]
Statistics [NW/ W]	[Valid=1899 /-] [Invalid=526 /-]
Definition	ID of each individual within her/his household Only available for Africa

num_dr: DR number

Information	[Type= continuous] [Format=numeric] [Range= 1-58] [Missing=*]
Statistics [NW/ W]	[Valid=1899 /-] [Invalid=526 /-]
Definition	Survey area ID Only available for Africa

strata_area: Strata - DR level

Information	[Type= discrete] [Format=numeric] [Range= 1-10] [Missing=*]
Statistics [NW/ W]	[Valid=1876 /-] [Invalid=549 /-]
Definition	Migration prevalence in each survey area, as reported by knowledgeable persons Only available for Africa

Value	Label	Cases	Percentage
1	High level of migration	1116	59.5%
2	Medium level of migration	341	18.2%
3	Low level of migration	419	22.3%
Sysmiss		549	

Warning: these figures indicate the number of cases found in the data file. They cannot be interpreted as summary statistics of the population of interest.

File : rdc_qb_union

strata_hh: Strata - household level

Information [Type= discrete] [Format=numeric] [Range= 0-2] [Missing=*]

Statistics [NW/ W] [Valid=1876 /-] [Invalid=549 /-]

Definition Stratification by household migrant status according to the screening survey
Only available for Africa

Value	Label	Cases	Percentage
0	HH with no migrant	920	49.0%
1	HH with returnee(s)	585	31.2%
2	HH with current migrant(s)	371	19.8%
Sysmiss		549	

Warning: these figures indicate the number of cases found in the data file. They cannot be interpreted as summary statistics of the population of interest.

strata_ind: Strata - individual level

Information [Type= discrete] [Format=numeric] [Range= 1-3] [Missing=*]

Statistics [NW/ W] [Valid=1876 /-] [Invalid=549 /-]

Definition 3 strata according to the individuals' migratory status
Only available for Africa

Value	Label	Cases	Percentage
1	Return migrant	363	19.3%
2	Partner of a migrant	75	4.0%
3	Other non migrant	1438	76.7%
Sysmiss		549	

Warning: these figures indicate the number of cases found in the data file. They cannot be interpreted as summary statistics of the population of interest.

num_union: Number of the union

Information [Type= discrete] [Format=numeric] [Range= 1-8] [Missing=*]

Statistics [NW/ W] [Valid=2083 /-] [Invalid=342 /-]

Value	Label	Cases	Percentage
1		1724	82.8%
2		303	14.5%
3		42	2.0%
4		6	0.3%
5		4	0.2%
6		2	0.1%
7		1	0.0%
8		1	0.0%
Sysmiss		342	

Warning: these figures indicate the number of cases found in the data file. They cannot be interpreted as summary statistics of the population of interest.

id_uni: Union ID

Information [Type= discrete] [Format=character] [Missing=*]

Statistics [NW/ W] [Valid=2083 /-] [Invalid=0 /-]

Notes Computed variable from ident and num_union

q1: Sex

Information [Type= discrete] [Format=numeric] [Range= 1-9999] [Missing=*]

Statistics [NW/ W] [Valid=2425 /-] [Invalid=0 /-]

File : rdc_qb_union

q1: Sex

Literal question	Q1. The respondent is:
Post-question	To begin with, I would like to note the major events and periods of your life on this grid. We will begin at the time of your birth. Later we will look at these periods of life in some more detail.

Value	Label	Cases	Percentage
1	Man	1119	46.1%
2	Woman	1306	53.9%

Warning: these figures indicate the number of cases found in the data file. They cannot be interpreted as summary statistics of the population of interest.

q1a: Year of birth

Information	[Type= discrete] [Format=numeric] [Range= 1932-9999] [Missing=*]
Statistics [NW/ W]	[Valid=2425 /-] [Invalid=0 /-]
Literal question	Q1A. To start with, and to help us to set a time scale, could you tell me in which year you were born (or your age as at last birthday)? Year of birth
Interviewer's instructions	AGEVEN: Locate year of birth in the grid, note 0 in the columns titled "age", and fill in these columns by retracing the age till the current age of the respondent.

Value	Label	Cases	Percentage
1934		3	0.1%
1935		7	0.3%
1936		2	0.1%
1937		15	0.6%
1938		6	0.2%
1939		21	0.9%
1940		9	0.4%
1941		6	0.2%
1942		16	0.7%
1943		13	0.5%
1944		15	0.6%
1945		18	0.7%
1946		23	0.9%
1947		17	0.7%
1948		29	1.2%
1949		26	1.1%
1950		31	1.3%
1951		17	0.7%
1952		33	1.4%
1953		38	1.6%
1954		28	1.2%
1955		42	1.7%
1956		49	2.0%
1957		30	1.2%
1958		64	2.6%
1959		44	1.8%
1960		80	3.3%
1961		38	1.6%

File : rdc_qb_union

q1a: Year of birth

Value	Label	Cases	Percentage
1962		61	2.5%
1963		69	2.8%
1964		58	2.4%
1965		55	2.3%
1966		66	2.7%
1967		62	2.6%
1968		90	3.7%
1969		82	3.4%
1970		81	3.3%
1971		66	2.7%
1972		75	3.1%
1973		83	3.4%
1974		107	4.4%
1975		63	2.6%
1976		63	2.6%
1977		66	2.7%
1978		70	2.9%
1979		94	3.9%
1980		77	3.2%
1981		60	2.5%
1982		89	3.7%
1983		64	2.6%
1984		104	4.3%

Warning: these figures indicate the number of cases found in the data file. They cannot be interpreted as summary statistics of the population of interest.

age_survey: Age at survey

Information	[Type= continuous] [Format=numeric] [Range= 25-77] [Missing=*]
Statistics [NW/ W]	[Valid=2425 /-] [Invalid=0 /-] [Mean=41.79 /-] [StdDev=11.734 /-]
Literal question	Q1A. To start with, and to help us to set a time scale, could you tell me in which year you were born (or your age as at last birthday)? Age
Interviewer's instructions	AGEVEN: Locate year of birth in the grid, note 0 in the columns titled "age", and fill in these columns by retracing the age till the current age of the respondent.

q101: No of partner/spouse

Information	[Type= continuous] [Format=numeric] [Range= 1-8] [Missing=*]
Statistics [NW/ W]	[Valid=2083 /-] [Invalid=342 /-] [Mean=1.213 /-] [StdDev=0.55 /-]
Literal question	101. No. of the partner/spouse
Interviewer's instructions	cf. AGEVEN

q102d: Start year of the relationship

Information	[Type= discrete] [Format=numeric] [Range= 1948-2147483624] [Missing=*]
Statistics [NW/ W]	[Valid=2079 /-] [Invalid=346 /-]
Literal question	102D - 102F. Start and end years of the relationship Start

File : rdc_qb_union

q102d: Start year of the relationship

Interviewer's instructions cf. AGEVEN - If ongoing: cross out the end year

Value	Label	Cases	Percentage
1951		1	0.0%
1952		2	0.1%
1953		3	0.1%
1954		3	0.1%
1955		6	0.3%
1956		2	0.1%
1957		5	0.2%
1958		13	0.6%
1959		6	0.3%
1960		15	0.7%
1961		11	0.5%
1962		6	0.3%
1963		9	0.4%
1964		11	0.5%
1965		8	0.4%
1966		18	0.9%
1967		12	0.6%
1968		16	0.8%
1969		16	0.8%
1970		28	1.3%
1971		29	1.4%
1972		23	1.1%
1973		27	1.3%
1974		27	1.3%
1975		26	1.3%
1976		26	1.3%
1977		22	1.1%
1978		27	1.3%
1979		25	1.2%
1980		46	2.2%
1981		16	0.8%
1982		43	2.1%
1983		48	2.3%
1984		43	2.1%
1985		50	2.4%
1986		44	2.1%
1987		43	2.1%
1988		50	2.4%
1989		57	2.7%
1990		60	2.9%
1991		44	2.1%
1992		54	2.6%

File : rdc_qb_union

q102d: Start year of the relationship

Value	Label	Cases	Percentage
1993		48	2.3%
1994		67	3.2%
1995		66	3.2%
1996		58	2.8%
1997		52	2.5%
1998		53	2.5%
1999		78	3.8%
2000		86	4.1%
2001		52	2.5%
2002		74	3.6%
2003		89	4.3%
2004		71	3.4%
2005		63	3.0%
2006		62	3.0%
2007		54	2.6%
2008		62	3.0%
2009		23	1.1%
Sysmiss		346	

Warning: these figures indicate the number of cases found in the data file. They cannot be interpreted as summary statistics of the population of interest.

q102f: End year of the relationship

Information	[Type= discrete] [Format=numeric] [Range= 1951-2147483624] [Missing=*]
Statistics [NW/ W]	[Valid=647 /-] [Invalid=1778 /-]
Literal question	102D - 102F. Start and end years of the relationship End
Interviewer's instructions	cf. AGEVEN - If ongoing: cross out the end year

Value	Label	Cases	Percentage
1963		2	0.3%
1964		1	0.2%
1965		1	0.2%
1966		2	0.3%
1967		1	0.2%
1968		4	0.6%
1969		4	0.6%
1970		1	0.2%
1971		3	0.5%
1972		2	0.3%
1973		2	0.3%
1974		3	0.5%
1975		3	0.5%
1976		5	0.8%
1977		5	0.8%
1978		4	0.6%
1979		5	0.8%

File : rdc_qb_union

q102f: End year of the relationship

Value	Label	Cases	Percentage
1980		9	1.4%
1981		11	1.7%
1982		3	0.5%
1983		12	1.9%
1984		3	0.5%
1985		9	1.4%
1986		11	1.7%
1987		8	1.2%
1988		14	2.2%
1989		16	2.5%
1990		17	2.6%
1991		19	2.9%
1992		11	1.7%
1993		14	2.2%
1994		16	2.5%
1995		19	2.9%
1996		13	2.0%
1997		28	4.3%
1998		25	3.9%
1999		32	4.9%
2000		35	5.4%
2001		26	4.0%
2002		34	5.3%
2003		30	4.6%
2004		42	6.5%
2005		23	3.6%
2006		25	3.9%
2007		36	5.6%
2008		35	5.4%
2009		23	3.6%
Sysmiss		1778	

Warning: these figures indicate the number of cases found in the data file. They cannot be interpreted as summary statistics of the population of interest.

q103: Type of dissolution

Information	[Type= discrete] [Format=numeric] [Range= 1-2147483624] [Missing=*]
Statistics [NW/ W]	[Valid=637 /-] [Invalid=1788 /-]
Universe	If the relationship ended
Pre-question	If the relationship ended:
Literal question	103. Type of dissolution
Interviewer's instructions	cf. AGEVEN

Value	Label	Cases	Percentage
1	Separation or divorce	453	71.1%
2	Partner deceased	184	28.9%

File : rdc_qb_union

q103: Type of dissolution

Value	Label	Cases	Percentage
Sysmiss		1788	

Warning: these figures indicate the number of cases found in the data file. They cannot be interpreted as summary statistics of the population of interest.

q104: Did you marry her/him

Information	[Type= discrete] [Format=numeric] [Range= 0-2147483624] [Missing=*]
Statistics [NW/ W]	[Valid=2083 /-] [Invalid=342 /-]
Literal question	104. Did you marry him/her?
Post-question	If q104 in 0 => Go to q106 (106)

Value	Label	Cases	Percentage
0	No	661	31.7%
1	Yes	1422	68.3%
Sysmiss		342	

Warning: these figures indicate the number of cases found in the data file. They cannot be interpreted as summary statistics of the population of interest.

q105: In which year did you get married

Information	[Type= discrete] [Format=numeric] [Range= 1948-2147483624] [Missing=*]
Statistics [NW/ W]	[Valid=1417 /-] [Invalid=1008 /-]
Universe	If q104 in 1
Literal question	105. In which year did you get married?

Value	Label	Cases	Percentage
1951		1	0.1%
1952		2	0.1%
1953		1	0.1%
1954		2	0.1%
1955		6	0.4%
1956		3	0.2%
1957		4	0.3%
1958		12	0.8%
1959		5	0.4%
1960		10	0.7%
1961		10	0.7%
1962		7	0.5%
1963		7	0.5%
1964		9	0.6%
1965		11	0.8%
1966		14	1.0%
1967		11	0.8%
1968		15	1.1%
1969		13	0.9%
1970		24	1.7%
1971		19	1.3%
1972		20	1.4%
1973		26	1.8%

File : rdc_qb_union

q105: In which year did you get married

Value	Label	Cases	Percentage
1974		29	2.0%
1975		16	1.1%
1976		20	1.4%
1977		19	1.3%
1978		22	1.6%
1979		24	1.7%
1980		34	2.4%
1981		12	0.8%
1982		25	1.8%
1983		38	2.7%
1984		33	2.3%
1985		38	2.7%
1986		29	2.0%
1987		33	2.3%
1988		32	2.3%
1989		37	2.6%
1990		42	3.0%
1991		21	1.5%
1992		28	2.0%
1993		27	1.9%
1994		33	2.3%
1995		38	2.7%
1996		37	2.6%
1997		36	2.5%
1998		31	2.2%
1999		55	3.9%
2000		44	3.1%
2001		33	2.3%
2002		42	3.0%
2003		50	3.5%
2004		45	3.2%
2005		51	3.6%
2006		44	3.1%
2007		30	2.1%
2008		39	2.8%
2009		18	1.3%
Sysmiss		1008	

Warning: these figures indicate the number of cases found in the data file. They cannot be interpreted as summary statistics of the population of interest.

q106: At the beginning of this relationship she/he was

Information	[Type= discrete] [Format=numeric] [Range= 1-2147483624] [Missing=*]
Statistics [NW/ W]	[Valid=2074 /-] [Invalid=351 /-]
Literal question	106. At the beginning of this relationship, your partner/spouse was

File : rdc_qb_union

q106: At the beginning of this relationship she/he was

Value	Label	Cases	Percentage
1	Single, never married	1787	86.2%
2	Married	73	3.5%
3	Separated/Divorced	185	8.9%
4	Widowed	29	1.4%
Sysmiss		351	

Warning: these figures indicate the number of cases found in the data file. They cannot be interpreted as summary statistics of the population of interest.

q107: Country of partner/spouse

Information	[Type= discrete] [Format=numeric] [Range= 96000-2147483624] [Missing=*]
Statistics [NW/ W]	[Valid=2077 /-] [Invalid=348 /-]
Literal question	107. In which country was he/she born?
Interviewer's instructions	Note answer in plain text

Value	Label	Cases	Percentage
96000	FRANCE	5	0.2%
99127	ITALY	1	0.0%
99131	BELGIUM	48	2.3%
99132	UNITED KINGDOM	5	0.2%
99135	NETHERLANDS	1	0.0%
99208	TURKEY	1	0.0%
99301	EGYPT	1	0.0%
99303	SOUTH AFRICA	2	0.1%
99312	CONGO (DEMOCRATIC REPUBLIC)	1964	94.6%
99321	BURUNDI	1	0.0%
99323	CENTRAL AFRICAN REPUBLIC	2	0.1%
99324	CONGO	19	0.9%
99326	COTE D'IVOIRE	3	0.1%
99328	GABON	1	0.0%
99329	GHANA	1	0.0%
99335	MALI	1	0.0%
99337	NIGER	1	0.0%
99339	UGANDA	2	0.1%
99340	RWANDA	1	0.0%
99341	SENEGAL	1	0.0%
99345	TOGO	1	0.0%
99346	ZAMBIA	1	0.0%
99395	ANGOLA	13	0.6%
99401	CANADA	1	0.0%
Sysmiss		348	

Warning: these figures indicate the number of cases found in the data file. They cannot be interpreted as summary statistics of the population of interest.

q108u_1: At the beginning of your relationship what was her/his 1st nationality

Information	[Type= discrete] [Format=numeric] [Range= 96000-2147483624] [Missing=*]
Statistics [NW/ W]	[Valid=2075 /-] [Invalid=350 /-]
Literal question	108. At the beginning of your relationship, what was/were his or her nationalities?

File : rdc_qb_union

q108u_1: At the beginning of your relationship what was her/his 1st nationality

		1st nationality	
Value	Label	Cases	Percentage
96000	FRANCE	10	0.5%
99127	ITALY	1	0.0%
99131	BELGIUM	58	2.8%
99132	UNITED KINGDOM	14	0.7%
99135	NETHERLANDS	4	0.2%
99205	LEBANON	1	0.0%
99238	KOREA (DEMOCRATIC PEOPLE'S REPUBLIC OF)	1	0.0%
99303	SOUTH AFRICA	1	0.0%
99312	CONGO (DEMOCRATIC REPUBLIC)	1935	93.3%
99323	CENTRAL AFRICAN REPUBLIC	3	0.1%
99324	CONGO	17	0.8%
99326	COTE DIVOIRE	3	0.1%
99329	GHANA	1	0.0%
99335	MALI	1	0.0%
99337	NIGER	1	0.0%
99340	RWANDA	1	0.0%
99346	ZAMBIA	1	0.0%
99395	ANGOLA	21	1.0%
99401	CANADA	1	0.0%
Sysmiss		350	

Warning: these figures indicate the number of cases found in the data file. They cannot be interpreted as summary statistics of the population of interest.

q108u_2: At the beginning of your relationship what was her/his 2nd nationality

Information	[Type= discrete] [Format=numeric] [Range= 96000-2147483624] [Missing=*]		
Statistics [NW/ W]	[Valid=4 /-] [Invalid=2421 /-]		
Literal question	108. At the beginning of your relationship, what was/were his or her nationalities? 2nd nationality		
Value	Label	Cases	Percentage
99131	BELGIUM	1	25.0%
99324	CONGO	2	50.0%
99395	ANGOLA	1	25.0%
Sysmiss		2421	

Warning: these figures indicate the number of cases found in the data file. They cannot be interpreted as summary statistics of the population of interest.

q109: What was her/his level of education at this time

Information	[Type= discrete] [Format=numeric] [Range= 1-2147483624] [Missing=*]		
Statistics [NW/ W]	[Valid=1977 /-] [Invalid=448 /-]		
Literal question	109. What was his/her level of education at that time?		
Value	Label	Cases	Percentage
1	No schooling	60	3.0%
2	Primary school	278	14.1%
3	Secondary schooling (middle school, high school)	1135	57.4%
4	Higher education	504	25.5%

File : rdc_qb_union

q109: What was her/his level of education at this time

Value	Label	Cases	Percentage
Sysmiss		448	

Warning: these figures indicate the number of cases found in the data file. They cannot be interpreted as summary statistics of the population of interest.

q110: Was your partner/spouse primarily...

Information	[Type= discrete] [Format=numeric] [Range= 1-2147483624] [Missing=*]
Statistics [NW/ W]	[Valid=2059 /-] [Invalid=366 /-]
Literal question	110. At the beginning of your relationship, was your partner/spouse primarily:
Post-question	If q110 not in 1 => NEXT PARTNER

Value	Label	Cases	Percentage
1	Active, he/she was working	1051	51.0%
2	Looking after the home or family, economically inactive	349	16.9%
3	Unemployed	161	7.8%
4	Pupil, student	472	22.9%
5	Other inactive	26	1.3%
Sysmiss		366	

Warning: these figures indicate the number of cases found in the data file. They cannot be interpreted as summary statistics of the population of interest.

q111: Was she/he

Information	[Type= discrete] [Format=numeric] [Range= 1-2147483624] [Missing=*]
Statistics [NW/ W]	[Valid=1036 /-] [Invalid=1389 /-]
Definition	Wage-earner: answers 1 to 3 In non-wage employment: answers 4 to 7
Universe	If q110 in 1
Literal question	111. Was he/she:
Post-question	FILTER: Next union - FOLLOWING RELATIONSHIPS => Additional sheets - Otherwise, CHILDREN MODULE => Next page

Value	Label	Cases	Percentage
1	Higher-level occupation	95	9.2%
2	Skilled employee or worker	371	35.8%
3	Unskilled employee, worker, labourer	208	20.1%
4	Employer	11	1.1%
5	Self-employed (without employees)	341	32.9%
6	Apprentice, intern	3	0.3%
7	Helping family member in a family business or farm	7	0.7%
Sysmiss		1389	

Warning: these figures indicate the number of cases found in the data file. They cannot be interpreted as summary statistics of the population of interest.

q18: Which is the last school year you attended

Information	[Type= discrete] [Format=numeric] [Range= 0-2147483624] [Missing=*]
Statistics [NW/ W]	[Valid=2420 /-] [Invalid=5 /-]
Literal question	Q18. Let's talk about your studies: Which is the last school year you attended?
Post-question	If q18 in 0, 1, 2, 3, 4, 5, 6, 7, 8, 9 => Go to next page
Interviewer's instructions	- If EGO has no formal education: Encircle the code 00 below - If EGO has some formal education: Encircle the corresponding code

File : rdc_qb_union

q18: Which is the last school year you attended

Value	Label	Cases	Percentage
0	None	46	1.9%
3	Primary school	4	0.2%
4	Primary school	10	0.4%
5	Primary school	26	1.1%
6	Primary school	27	1.1%
7	Primary school	30	1.2%
8	Primary school	53	2.2%
9	Primary school	120	5.0%
10	Orientation cycle	70	2.9%
11	Orientation cycle	134	5.5%
12	Classics	156	6.4%
13	Classics	229	9.5%
14	Classics	196	8.1%
15	Classics	538	22.2%
16	Superior-Graduat	73	3.0%
17	Superior-Graduat	82	3.4%
18	Superior-Graduat	331	13.7%
19	Superior-Licence	20	0.8%
20	Superior-Licence	213	8.8%
21	DES-DEA	17	0.7%
22	DES-DEA	23	1.0%
23	PhD	1	0.0%
24	PhD	5	0.2%
25	PhD	3	0.1%
26	PhD	1	0.0%
27	PhD	12	0.5%
Sysmiss		5	

Warning: these figures indicate the number of cases found in the data file. They cannot be interpreted as summary statistics of the population of interest.

flag_age: Less than 25 years and more than 75 years

Information	[Type= discrete] [Format=numeric] [Range= 0-1] [Missing=*]
Statistics [NW/ W]	[Valid=2425 /-] [Invalid=0 /-]
Definition	The migrant is younger than 25 or older than 75 at the time of the survey.
Notes	These individuals have ages very close to the thresholds 25-75.

Value	Label	Cases	Percentage
0	No	2425	100.0%
1	Yes	0	

Warning: these figures indicate the number of cases found in the data file. They cannot be interpreted as summary statistics of the population of interest.

flag_arrival: First migration in Europe before 18

Information	[Type= discrete] [Format=numeric] [Range= 0-1] [Missing=*]
Statistics [NW/ W]	[Valid=929 /-] [Invalid=1496 /-]
Definition	The migrant (current or returnee) arrived in Europe the 1st time before 18.

File : rdc_qb_union

flag_arrival: First migration in Europe before 18

Value	Label	Cases	Percentage
0	No	910	98.0%
1	Yes	19	2.0%
Sysmiss		1496	

Warning: these figures indicate the number of cases found in the data file. They cannot be interpreted as summary statistics of the population of interest.

weight_eur: Weighting normalized on the 3 european countries

Information	[Type= continuous] [Format=numeric] [Range= 0.123741947114468-2.92577934265137] [Missing=*]
Statistics [NW/ W]	[Valid=526 /-] [Invalid=1899 /-]
Definition	Use when working on the European countries pooled together (for example, the Senegalese population sampled in France, Italy and Spain). It should not be used if the analyses include individuals surveyed in Africa.

weight_all: Weighting normalized on the 4 countries

Information	[Type= continuous] [Format=numeric] [Range= 0.043433666229248-7.21617412567139] [Missing=*]
Statistics [NW/ W]	[Valid=2425 /-] [Invalid=0 /-]
Definition	Use when working on all countries of the MAFE survey (for example, Senegalese population from Senegalese, French, Italian and Spanish samples).

weight_ctry: Weighting normalized by country

Information	[Type= continuous] [Format=numeric] [Range= 0.054081816226244-5.26600313186646] [Missing=*]
Statistics [NW/ W]	[Valid=2425 /-] [Invalid=0 /-]
Definition	Use when working on a single country (for example, the Senegalese population sampled only in Senegal, or in any single European country).

File : rdc_qb_children

ident: Biographic individual identifier

Information	[Type= discrete] [Format=character] [Missing=*]
Statistics [NW/ W]	[Valid=7887 /-] [Invalid=0 /-]
Definition	Individual identifiant = 1st letter of country + n° of questionnaire compost

id_country: Country of the survey

Information	[Type= discrete] [Format=character] [Missing=*]
Statistics [NW/ W]	[Valid=7887 /-] [Invalid=0 /-]
Definition	Country where the data was collected: - B = Belgium - C = DR Congo - U = United Kingdom

Value	Label	Cases	Percentage
B		849	10.8%
C		6589	83.5%
U		449	5.7%

Warning: these figures indicate the number of cases found in the data file. They cannot be interpreted as summary statistics of the population of interest.

n_menage: ID of the HH

Information	[Type= continuous] [Format=numeric] [Range= 3-2011] [Missing=*]
Statistics [NW/ W]	[Valid=6589 /-] [Invalid=1298 /-]
Definition	Household ID Only available for Africa

n_indiv: ID of the individual in the HH

Information	[Type= continuous] [Format=numeric] [Range= 0-100] [Missing=*]
Statistics [NW/ W]	[Valid=6589 /-] [Invalid=1298 /-]
Definition	ID of each individual within her/his household Only available for Africa

num_dr: DR number

Information	[Type= continuous] [Format=numeric] [Range= 1-58] [Missing=*]
Statistics [NW/ W]	[Valid=6589 /-] [Invalid=1298 /-]
Definition	Survey area ID Only available for Africa

strata_area: Strata - DR level

Information	[Type= discrete] [Format=numeric] [Range= 1-10] [Missing=*]
Statistics [NW/ W]	[Valid=6515 /-] [Invalid=1372 /-]
Definition	Migration prevalence in each survey area, as reported by knowledgeable persons Only available for Africa

Value	Label	Cases	Percentage
1	High level of migration	3869	59.4%
2	Medium level of migration	1211	18.6%
3	Low level of migration	1435	22.0%
Sysmiss		1372	

Warning: these figures indicate the number of cases found in the data file. They cannot be interpreted as summary statistics of the population of interest.

File : rdc_qb_children

strata_hh: Strata - household level

Information [Type= discrete] [Format=numeric] [Range= 0-2] [Missing=*]

Statistics [NW/ W] [Valid=6515 /-] [Invalid=1372 /-]

Definition Stratification by household migrant status according to the screening survey
Only available for Africa

Value	Label	Cases	Percentage
0	HH with no migrant	3147	48.3%
1	HH with returnee(s)	1974	30.3%
2	HH with current migrant(s)	1394	21.4%
Sysmiss		1372	

Warning: these figures indicate the number of cases found in the data file. They cannot be interpreted as summary statistics of the population of interest.

strata_ind: Strata - individual level

Information [Type= discrete] [Format=numeric] [Range= 1-3] [Missing=*]

Statistics [NW/ W] [Valid=6515 /-] [Invalid=1372 /-]

Definition 3 strata according to the individuals' migratory status
Only available for Africa

Value	Label	Cases	Percentage
1	Return migrant	1169	17.9%
2	Partner of a migrant	239	3.7%
3	Other non migrant	5107	78.4%
Sysmiss		1372	

Warning: these figures indicate the number of cases found in the data file. They cannot be interpreted as summary statistics of the population of interest.

num_enf: Children number

Information [Type= discrete] [Format=numeric] [Range= 1-21] [Missing=*]

Statistics [NW/ W] [Valid=7522 /-] [Invalid=365 /-]

Value	Label	Cases	Percentage
1		1701	22.6%
2		1462	19.4%
3		1195	15.9%
4		926	12.3%
5		703	9.3%
6		504	6.7%
7		355	4.7%
8		237	3.2%
9		158	2.1%
10		106	1.4%
11		63	0.8%
12		36	0.5%
13		22	0.3%
14		16	0.2%
15		11	0.1%
16		8	0.1%
17		6	0.1%
18		3	0.0%

File : rdc_qb_children

num_enf: Children number

Value	Label	Cases	Percentage
19		2	0.0%
20		2	0.0%
21		2	0.0%
22		1	0.0%
23		1	0.0%
24		1	0.0%
25		1	0.0%
Sysmiss		365	

Warning: these figures indicate the number of cases found in the data file. They cannot be interpreted as summary statistics of the population of interest.

id_enf: Children ID

Information	[Type= discrete] [Format=character] [Missing=*]
Statistics [NW/ W]	[Valid=7522 /-] [Invalid=0 /-]
Notes	Computed variable from ident and num_enf

q1: Sex

Information	[Type= discrete] [Format=numeric] [Range= 1-9999] [Missing=*]
Statistics [NW/ W]	[Valid=7887 /-] [Invalid=0 /-]
Literal question	Q1. The respondent is:
Post-question	To begin with, I would like to note the major events and periods of your life on this grid. We will begin at the time of your birth. Later we will look at these periods of life in some more detail.

Value	Label	Cases	Percentage
1	Man	3370	42.7%
2	Woman	4517	57.3%

Warning: these figures indicate the number of cases found in the data file. They cannot be interpreted as summary statistics of the population of interest.

q1a: Year of birth

Information	[Type= discrete] [Format=numeric] [Range= 1932-9999] [Missing=*]
Statistics [NW/ W]	[Valid=7887 /-] [Invalid=0 /-]
Literal question	Q1A. To start with, and to help us to set a time scale, could you tell me in which year you were born (or your age as at last birthday)? Year of birth
Interviewer's instructions	AGEVEN: Locate year of birth in the grid, note 0 in the columns titled "age", and fill in these columns by retracing the age till the current age of the respondent.

Value	Label	Cases	Percentage
1934		28	0.4%
1935		38	0.5%
1936		17	0.2%
1937		100	1.3%
1938		29	0.4%
1939		89	1.1%
1940		53	0.7%
1941		42	0.5%
1942		112	1.4%
1943		24	0.3%

File : rdc_qb_children

q1a: Year of birth

Value	Label	Cases	Percentage
1944		90	1.1%
1945		127	1.6%
1946		123	1.6%
1947		104	1.3%
1948		150	1.9%
1949		152	1.9%
1950		151	1.9%
1951		103	1.3%
1952		212	2.7%
1953		233	3.0%
1954		149	1.9%
1955		189	2.4%
1956		245	3.1%
1957		128	1.6%
1958		290	3.7%
1959		162	2.1%
1960		261	3.3%
1961		146	1.9%
1962		202	2.6%
1963		230	2.9%
1964		224	2.8%
1965		246	3.1%
1966		226	2.9%
1967		199	2.5%
1968		318	4.0%
1969		294	3.7%
1970		224	2.8%
1971		199	2.5%
1972		205	2.6%
1973		233	3.0%
1974		243	3.1%
1975		136	1.7%
1976		131	1.7%
1977		145	1.8%
1978		152	1.9%
1979		168	2.1%
1980		118	1.5%
1981		102	1.3%
1982		126	1.6%
1983		82	1.0%
1984		137	1.7%

Warning: these figures indicate the number of cases found in the data file. They cannot be interpreted as summary statistics of the population of interest.

File : rdc_qb_children

age_survey: Age at survey

Information	[Type= continuous] [Format=numeric] [Range= 25-77] [Missing=*]
Statistics [NW/ W]	[Valid=7887 /-] [Invalid=0 /-] [Mean=46.613 /-] [StdDev=11.921 /-]
Literal question	Q1A. To start with, and to help us to set a time scale, could you tell me in which year you were born (or your age as at last birthday)? Age
Interviewer's instructions	AGEVEN: Locate year of birth in the grid, note 0 in the columns titled "age", and fill in these columns by retracing the age till the current age of the respondent.

q201n: Year of birth (child)

Information	[Type= discrete] [Format=numeric] [Range= 1950-2147483624] [Missing=*]
Statistics [NW/ W]	[Valid=7466 /-] [Invalid=421 /-]
Pre-question	NOW I WOULD LIKE TO ASK A FEW QUESTIONS ABOUT THE CHILDREN WE MENTIONED BEFORE. SO YOUR FIRST CHILD IS...
Literal question	201N - 201D. Year of birth and possibly year of death Year of birth
Interviewer's instructions	See AGEVEN If child is alive, cross out year of death

Value	Label	Cases	Percentage
1952		2	0.0%
1953		2	0.0%
1955		6	0.1%
1956		6	0.1%
1957		10	0.1%
1958		6	0.1%
1959		17	0.2%
1960		20	0.3%
1961		22	0.3%
1962		25	0.3%
1963		23	0.3%
1964		34	0.5%
1965		33	0.4%
1966		32	0.4%
1967		39	0.5%
1968		61	0.8%
1969		47	0.6%
1970		53	0.7%
1971		59	0.8%
1972		72	1.0%
1973		81	1.1%
1974		100	1.3%
1975		91	1.2%
1976		107	1.4%
1977		92	1.2%
1978		105	1.4%
1979		115	1.5%

File : rdc_qb_children

q201n: Year of birth (child)

Value	Label	Cases	Percentage
1980		127	1.7%
1981		127	1.7%
1982		131	1.8%
1983		141	1.9%
1984		153	2.0%
1985		170	2.3%
1986		171	2.3%
1987		203	2.7%
1988		179	2.4%
1989		210	2.8%
1990		211	2.8%
1991		181	2.4%
1992		218	2.9%
1993		215	2.9%
1994		203	2.7%
1995		212	2.8%
1996		236	3.2%
1997		244	3.3%
1998		207	2.8%
1999		219	2.9%
2000		248	3.3%
2001		231	3.1%
2002		243	3.3%
2003		257	3.4%
2004		244	3.3%
2005		240	3.2%
2006		273	3.7%
2007		227	3.0%
2008		264	3.5%
2009		221	3.0%
Sysmiss		421	

Warning: these figures indicate the number of cases found in the data file. They cannot be interpreted as summary statistics of the population of interest.

q201d: Year of death (child)

Information	[Type= discrete] [Format=numeric] [Range= 1955-2147483624] [Missing=*]
Statistics [NW/ W]	[Valid=457 /-] [Invalid=7430 /-]
Pre-question	NOW I WOULD LIKE TO ASK A FEW QUESTIONS ABOUT THE CHILDREN WE MENTIONED BEFORE. SO YOUR FIRST CHILD IS...
Literal question	201N - 201D. Year of birth and possibly year of death Year of death
Interviewer's instructions	See AGEVEN If child is alive, cross out year of death

Value	Label	Cases	Percentage
1960		1	0.2%

File : rdc_qb_children

q201d: Year of death (child)

Value	Label	Cases	Percentage
1961		1	0.2%
1962		3	0.7%
1963		1	0.2%
1964		1	0.2%
1965		1	0.2%
1966		2	0.4%
1967		1	0.2%
1968		1	0.2%
1969		6	1.3%
1970		4	0.9%
1971		2	0.4%
1972		2	0.4%
1973		6	1.3%
1974		7	1.5%
1975		6	1.3%
1976		8	1.8%
1977		9	2.0%
1978		6	1.3%
1979		6	1.3%
1980		8	1.8%
1981		4	0.9%
1982		8	1.8%
1983		7	1.5%
1984		9	2.0%
1985		6	1.3%
1986		12	2.6%
1987		9	2.0%
1988		10	2.2%
1989		9	2.0%
1990		12	2.6%
1991		5	1.1%
1992		10	2.2%
1993		8	1.8%
1994		15	3.3%
1995		14	3.1%
1996		20	4.4%
1997		15	3.3%
1998		13	2.8%
1999		12	2.6%
2000		20	4.4%
2001		13	2.8%
2002		13	2.8%
2003		22	4.8%

File : rdc_qb_children

q201d: Year of death (child)

Value	Label	Cases	Percentage
2004		23	5.0%
2005		21	4.6%
2006		18	3.9%
2007		14	3.1%
2008		21	4.6%
2009		12	2.6%
Sysmiss		7430	

Warning: these figures indicate the number of cases found in the data file. They cannot be interpreted as summary statistics of the population of interest.

q201e: Year when child started living with Ego

Information	[Type= discrete] [Format=numeric] [Range= 1965-2147483624] [Missing=*]
Statistics [NW/ W]	[Valid=442 /-] [Invalid=7445 /-]
Universe	For foster and adopted children
Literal question	201S - 201E. Year when child started (first time) and stopped (last time) living with Ego First time
Interviewer's instructions	See AGEVEN - If child is still living with Ego, cross out year of end

Value	Label	Cases	Percentage
1965		1	0.2%
1974		1	0.2%
1975		1	0.2%
1976		2	0.5%
1978		4	0.9%
1979		1	0.2%
1980		3	0.7%
1982		2	0.5%
1983		2	0.5%
1985		3	0.7%
1986		6	1.4%
1987		4	0.9%
1988		3	0.7%
1989		9	2.0%
1990		10	2.3%
1991		7	1.6%
1992		7	1.6%
1993		4	0.9%
1994		13	2.9%
1995		8	1.8%
1996		5	1.1%
1997		6	1.4%
1998		14	3.2%
1999		16	3.6%
2000		16	3.6%
2001		21	4.8%
2002		22	5.0%

File : rdc_qb_children

q201e: Year when child started living with Ego

Value	Label	Cases	Percentage
2003		23	5.2%
2004		34	7.7%
2005		35	7.9%
2006		46	10.4%
2007		36	8.1%
2008		40	9.0%
2009		37	8.4%
Sysmiss		7445	

Warning: these figures indicate the number of cases found in the data file. They cannot be interpreted as summary statistics of the population of interest.

q201f: Year when child stopped living with Ego

Information	[Type= discrete] [Format=numeric] [Range= 1985-2147483624] [Missing=*]
Statistics [NW/ W]	[Valid=65 /-] [Invalid=7822 /-]
Universe	For foster and adopted children
Literal question	201S - 201E. Year when child started (first time) and stopped (last time) living with Ego Last time
Interviewer's instructions	See AGEVEN - If child is still living with Ego, cross out year of end

Value	Label	Cases	Percentage
1985		1	1.5%
1986		1	1.5%
1987		1	1.5%
1989		1	1.5%
1990		2	3.1%
1992		1	1.5%
1994		3	4.6%
1995		3	4.6%
1996		1	1.5%
1999		2	3.1%
2000		4	6.2%
2001		6	9.2%
2002		2	3.1%
2003		7	10.8%
2004		1	1.5%
2005		7	10.8%
2006		6	9.2%
2007		7	10.8%
2008		6	9.2%
2009		3	4.6%
Sysmiss		7822	

Warning: these figures indicate the number of cases found in the data file. They cannot be interpreted as summary statistics of the population of interest.

q202: Number of child

Information	[Type= discrete] [Format=numeric] [Range= 1-21] [Missing=*]
Statistics [NW/ W]	[Valid=7516 /-] [Invalid=371 /-]

File : rdc_qb_children

q202: Number of child

Literal question 202. No. of child

Interviewer's instructions see AGEVEN

Value	Label	Cases	Percentage
1		1702	22.6%
2		1461	19.4%
3		1194	15.9%
4		925	12.3%
5		702	9.3%
6		504	6.7%
7		353	4.7%
8		236	3.1%
9		158	2.1%
10		106	1.4%
11		63	0.8%
12		36	0.5%
13		22	0.3%
14		16	0.2%
15		11	0.1%
16		8	0.1%
17		6	0.1%
18		3	0.0%
19		2	0.0%
20		2	0.0%
21		2	0.0%
22		1	0.0%
23		1	0.0%
24		1	0.0%
25		1	0.0%
Sysmiss		371	

Warning: these figures indicate the number of cases found in the data file. They cannot be interpreted as summary statistics of the population of interest.

q203: Number of the relationship in which the child was born

Information [Type= discrete] [Format=numeric] [Range= 0-2147483624] [Missing=*]

Statistics [NW/ W] [Valid=6991 /-] [Invalid=896 /-]

Literal question 203. Number of the relationship in which the child was born

Interviewer's instructions see AGEVEN - If birth occurred outside relationship note 00; if adopted, note AA; if fostered note FF

Value	Label	Cases	Percentage
0		554	7.9%
1		5832	83.4%
2		534	7.6%
3		58	0.8%
4		6	0.1%
5		2	0.0%
6		4	0.1%

File : rdc_qb_children

q203: Number of the relationship in which the child was born

Value	Label	Cases	Percentage
7		1	0.0%
Sysmiss		896	

Warning: these figures indicate the number of cases found in the data file. They cannot be interpreted as summary statistics of the population of interest.

q204: Is this child a girl or a boy

Information	[Type= discrete] [Format=numeric] [Range= 1-2147483624] [Missing=*]
Statistics [NW/ W]	[Valid=7511 /-] [Invalid=376 /-]
Literal question	204. Is this child a girl or a boy?

Value	Label	Cases	Percentage
1	Boy	3850	51.3%
2	Girl	3661	48.7%
Sysmiss		376	

Warning: these figures indicate the number of cases found in the data file. They cannot be interpreted as summary statistics of the population of interest.

q205: Country of birth (child)

Information	[Type= discrete] [Format=numeric] [Range= 96000-2147483624] [Missing=*]
Statistics [NW/ W]	[Valid=7506 /-] [Invalid=381 /-]
Literal question	205. In which country was he/she born?
Interviewer's instructions	Note answer in plain text

Value	Label	Cases	Percentage
96000	FRANCE	23	0.3%
99109	GERMANY	9	0.1%
99126	GREECE	1	0.0%
99131	BELGIUM	314	4.2%
99132	UNITED KINGDOM	171	2.3%
99135	NETHERLANDS	2	0.0%
99140	SWITZERLAND	8	0.1%
99237	KOREA	1	0.0%
99238	KOREA (DEMOCRATIC PEOPLE'S REPUBLIC OF)	1	0.0%
99312	CONGO (DEMOCRATIC REPUBLIC)	6855	91.3%
99321	BURUNDI	3	0.0%
99323	CENTRAL AFRICAN REPUBLIC	10	0.1%
99324	CONGO	74	1.0%
99326	COTE D'IVOIRE	1	0.0%
99332	KENYA	3	0.0%
99335	MALI	1	0.0%
99338	NIGERIA	2	0.0%
99339	UGANDA	2	0.0%
99344	CHAD	2	0.0%
99345	TOGO	1	0.0%
99395	ANGOLA	17	0.2%
99401	CANADA	2	0.0%
99417	CHILE	1	0.0%
99522	COOK (ISLANDS)	2	0.0%

File : rdc_qb_children

q205: Country of birth (child)

Value	Label	Cases	Percentage
System		381	

Warning: these figures indicate the number of cases found in the data file. They cannot be interpreted as summary statistics of the population of interest.

q206_1: What is/are her/his nationality/ies: 1st nationality

Information	[Type= discrete] [Format=numeric] [Range= 96000-2147483624] [Missing=*]
Statistics [NW/ W]	[Valid=7509 /-] [Invalid=378 /-]
Literal question	206. What is/are his/her nationality/ies: First nationality
Interviewer's instructions	Write down in plain text ALL nationalities held

Value	Label	Cases	Percentage
96000	FRANCE	23	0.3%
99103	NORWAY	1	0.0%
99104	SWEDEN	1	0.0%
99109	GERMANY	2	0.0%
99110	AUSTRIA	1	0.0%
99127	ITALY	4	0.1%
99131	BELGIUM	384	5.1%
99132	UNITED KINGDOM	188	2.5%
99135	NETHERLANDS	14	0.2%
99239	KOREA (REPUBLIC OF)	1	0.0%
99312	CONGO (DEMOCRATIC REPUBLIC)	6788	90.4%
99323	CENTRAL AFRICAN REPUBLIC	3	0.0%
99324	CONGO	53	0.7%
99332	KENYA	1	0.0%
99335	MALI	4	0.1%
99395	ANGOLA	18	0.2%
99401	CANADA	14	0.2%
99404	UNITED STATES	3	0.0%
99417	CHILE	1	0.0%
99419	COLOMBIA	2	0.0%
99522	COOK (ISLANDS)	3	0.0%
System		378	

Warning: these figures indicate the number of cases found in the data file. They cannot be interpreted as summary statistics of the population of interest.

q206_2: What is/are her/his nationality/ies: 2nd nationality

Information	[Type= discrete] [Format=numeric] [Range= 96000-2147483624] [Missing=*]
Statistics [NW/ W]	[Valid=167 /-] [Invalid=7720 /-]
Literal question	206. What is/are his/her nationality/ies: Second nationality
Interviewer's instructions	Write down in plain text ALL nationalities held

Value	Label	Cases	Percentage
96000	FRANCE	7	4.2%
99131	BELGIUM	45	26.9%
99132	UNITED KINGDOM	62	37.1%

File : rdc_qb_children

q206_2: What is/are her/his nationality/ies: 2nd nationality

Value	Label	Cases	Percentage
99140	SWITZERLAND	4	2.4%
99312	CONGO (DEMOCRATIC REPUBLIC)	14	8.4%
99323	CENTRAL AFRICAN REPUBLIC	7	4.2%
99324	CONGO	15	9.0%
99341	SENEGAL	1	0.6%
99395	ANGOLA	7	4.2%
99401	CANADA	2	1.2%
99404	UNITED STATES	3	1.8%
Sysmiss		7720	

Warning: these figures indicate the number of cases found in the data file. They cannot be interpreted as summary statistics of the population of interest.

q207: What is the child's relationship to you

Information	[Type= discrete] [Format=numeric] [Range= 1-2147483624] [Missing=*]
Statistics [NW/ W]	[Valid=253 /-] [Invalid=7634 /-]
Universe	For foster and adopted children
Literal question	207. What is the child's relationship to you?
Post-question	NEXT CHILD => Next page / Additional sheets Otherwise, HOUSING MODULE => Page 14 / Next page

Value	Label	Cases	Percentage
1	Daughter's child	42	16.6%
2	Son's child	10	4.0%
3	Sister's child	46	18.2%
4	Brother's child	22	8.7%
5	Other	128	50.6%
6	Multiple children	5	2.0%
Sysmiss		7634	

Warning: these figures indicate the number of cases found in the data file. They cannot be interpreted as summary statistics of the population of interest.

q207p: Specify the child's relationship to you

Information	[Type= discrete] [Format=character] [Missing=*/.b]
Statistics [NW/ W]	[Valid=130 /-] [Invalid=1 /-]
Universe	For foster and adopted children If q207 in 5
Literal question	207. What is the child's relationship to you? Other => Specify
Post-question	NEXT CHILD => Next page / Additional sheets Otherwise, HOUSING MODULE => Page 14 / Next page

Value	Label	Cases	Percentage
AMIE		1	0.8%
BEAU FRERE		1	0.8%
BELLE FILLE		2	1.5%
BELLE FILLE DU CM		1	0.8%
BELLE SOEUR		1	0.8%

File : rdc_qb_children

q207p: Specify the child's relationship to you

Value	Label	Cases	Percentage
BELLE SOEUR DU CHEF DE MENAGE		1	0.8%
CONJOINT		1	0.8%
COUSINE		1	0.8%
DE MA FEMME		2	1.5%
DE MON MARI		1	0.8%
ENFANT D UNE FAMILLE ELARGIE		1	0.8%
ENFANT D UNE NIECE		1	0.8%
ENFANT DE L EPOUSE		1	0.8%
ENFANT DE LA BELLE SOEUR		3	2.3%
ENFANT DE LA CONJOINTE		5	3.8%
ENFANT DE LA NIECE DU CHEF DE MENAGE		1	0.8%
ENFANT DE LONCLE		6	4.6%
ENFANT DE MA BELLE SOEUR		2	1.5%
ENFANT DE MA SOEUR		1	0.8%
ENFANT DE MON EPOUSE		1	0.8%
ENFANT DE SON CONJOINT		1	0.8%
ENFANT DU CONJOINT		15	11.5%
ENFANT DU FILS DE MA SOEUR		1	0.8%
ENFANT DU MARI		1	0.8%
ENFANT EPOUSE		2	1.5%
ENFANT RECU A LA COMMUNE		1	0.8%
Enfant de U3		1	0.8%
Enfant de U2		1	0.8%
Enfant de la conjointe		1	0.8%

File : rdc_qb_children

q207p: Specify the child's relationship to you

Value	Label	Cases	Percentage
Enfant de la cousine		2	1.5%
Enfant de mon mari		3	2.3%
Enfant de mon oncle paternel		1	0.8%
FEMME DU FILS DE EGO		1	0.8%
FILLE DE LA SOEUR DE LA FEMME DU CM		1	0.8%
FILLE DE MON MARI		1	0.8%
FILLE DE SON EPOUSE		1	0.8%
FILLE DU CONJOINT		1	0.8%
FILS DE LA COINJOINTE		1	0.8%
FILS DE LA CONJOINTE		4	3.1%
FILS DE MON MARI		1	0.8%
FILS DE SON GRAND FRERE		1	0.8%
FILS DU CM		1	0.8%
FILS DU CONJOINT		2	1.5%
FRERE A MON MARI		3	2.3%
FRERE ECM		1	0.8%
Frere		1	0.8%
L ENFANT DE SA NIECE		1	0.8%
LA BELLE SOEUR		1	0.8%
LA FILLE DE SA FEMME		1	0.8%
NEVEU A MON MARI		1	0.8%
NEVEU A MON EPOUX, FILS A MON BEAU FRERE		1	0.8%
NEVEU DE LA CONJOINTE		1	0.8%
NEVEU DE LA FEMME		2	1.5%
NEVEU DU CONJOINT		1	0.8%

File : rdc_qb_children

q207p: Specify the child's relationship to you

Value	Label	Cases	Percentage
NEVEU DU MARI		1	0.8%
NEVEUX A MON MARI		1	0.8%
NIECE		1	0.8%
NIECE A MA FEMME		1	0.8%
NIECE DE MA FEMME		1	0.8%
NIECE DU CHEF DE MENAGE		2	1.5%
NIECE DU CONJOINT		2	1.5%
Orpheline (adoptee)		1	0.8%
PETIT FRERE		1	0.8%
PETITE FILLE DU CHEF DE MENAGE		1	0.8%
PETITE SOEUR		1	0.8%
PETITE SOEUR DU CONJOINT DU CM		1	0.8%
SANS LIEN ELLE EST ORPHELINE		2	1.5%
SOEUR		1	0.8%
SON CONJOINT		1	0.8%
Soeur		1	0.8%
belle-soeur		2	1.5%
connaissance de l'Eglise		1	0.8%
enfant d'un ami		2	1.5%
enfant de l'oncle maternel		1	0.8%
enfant de son mari		4	3.1%
enfant du conjoint		2	1.5%
fille de son epouse		1	0.8%
fil de niece		2	1.5%
orphelin		2	1.5%
orphelin demuni		1	0.8%
.b		1	

Warning: these figures indicate the number of cases found in the data file. They cannot be interpreted as summary statistics of the population of interest.

q18: Which is the last school year you attended

Information [Type= discrete] [Format=numeric] [Range= 0-2147483624] [Missing=*]

File : rdc_qb_children

q18: Which is the last school year you attended

Statistics [NW/ W] [Valid=7867 /-] [Invalid=20 /-]

Literal question Q18. Let's talk about your studies: Which is the last school year you attended?

Post-question If q18 in 0, 1, 2, 3, 4, 5, 6, 7, 8, 9 => Go to next page

Interviewer's instructions
 - If EGO has no formal education: Encircle the code 00 below
 - If EGO has some formal education: Encircle the corresponding code

Value	Label	Cases	Percentage
0	None	242	3.1%
3	Primary school	12	0.2%
4	Primary school	46	0.6%
5	Primary school	136	1.7%
6	Primary school	135	1.7%
7	Primary school	182	2.3%
8	Primary school	270	3.4%
9	Primary school	551	7.0%
10	Orientation cycle	247	3.1%
11	Orientation cycle	503	6.4%
12	Classics	586	7.4%
13	Classics	869	11.0%
14	Classics	628	8.0%
15	Classics	1522	19.3%
16	Superior-Graduat	165	2.1%
17	Superior-Graduat	163	2.1%
18	Superior-Graduat	830	10.6%
19	Superior-Licence	34	0.4%
20	Superior-Licence	565	7.2%
21	DES-DEA	52	0.7%
22	DES-DEA	70	0.9%
23	PhD	2	0.0%
24	PhD	11	0.1%
25	PhD	4	0.1%
26	PhD	1	0.0%
27	PhD	41	0.5%
Systemmiss		20	

Warning: these figures indicate the number of cases found in the data file. They cannot be interpreted as summary statistics of the population of interest.

flag_age: Less than 25 years and more than 75 years

Information [Type= discrete] [Format=numeric] [Range= 0-1] [Missing=*]

Statistics [NW/ W] [Valid=7887 /-] [Invalid=0 /-]

Definition The migrant is younger than 25 or older than 75 at the time of the survey.

Notes These individuals have ages very close to the thresholds 25-75.

Value	Label	Cases	Percentage
0	No	7887	100.0%
1	Yes	0	

Warning: these figures indicate the number of cases found in the data file. They cannot be interpreted as summary statistics of the population of interest.

File : rdc_qb_children

flag_arrival: First migration in Europe before 18

Information	[Type= discrete] [Format=numeric] [Range= 0-1] [Missing=*]
Statistics [NW/ W]	[Valid=2619 /-] [Invalid=5268 /-]
Definition	The migrant (current or returnee) arrived in Europe the 1st time before 18.

Value	Label	Cases	Percentage
0	No	2588	98.8%
1	Yes	31	1.2%
Sysmiss		5268	

Warning: these figures indicate the number of cases found in the data file. They cannot be interpreted as summary statistics of the population of interest.

weight_eur: Weighting normalized on the 3 european countries

Information	[Type= continuous] [Format=numeric] [Range= 0.123741947114468-2.92577934265137] [Missing=*]
Statistics [NW/ W]	[Valid=1298 /-] [Invalid=6589 /-]
Definition	Use when working on the European countries pooled together (for example, the Senegalese population sampled in France, Italy and Spain). It should not be used if the analyses include individuals surveyed in Africa.

weight_all: Weighting normalized on the 4 countries

Information	[Type= continuous] [Format=numeric] [Range= 0.043433666229248-7.21617412567139] [Missing=*]
Statistics [NW/ W]	[Valid=7887 /-] [Invalid=0 /-]
Definition	Use when working on all countries of the MAFE survey (for example, Senegalese population from Senegalese, French, Italian and Spanish samples).

weight_ctry: Weighting normalized by country

Information	[Type= continuous] [Format=numeric] [Range= 0.054081816226244-5.26600313186646] [Missing=*]
Statistics [NW/ W]	[Valid=7887 /-] [Invalid=0 /-]
Definition	Use when working on a single country (for example, the Senegalese population sampled only in Senegal, or in any single European country).

File : rdc_qb_house

ident: Biographic individual identifier

Information	[Type= discrete] [Format=character] [Missing=*]
Statistics [NW/ W]	[Valid=10361 /-] [Invalid=0 /-]
Definition	Individual identifiant = 1st letter of country + n° of questionnaire compost

id_country: Country of the survey

Information	[Type= discrete] [Format=character] [Missing=*]
Statistics [NW/ W]	[Valid=10361 /-] [Invalid=0 /-]
Definition	Country where the data was collected: - B = Belgium - C = DR Congo - U = United Kingdom

Value	Label	Cases	Percentage
B		2074	20.0%
C		7484	72.2%
U		803	7.8%

Warning: these figures indicate the number of cases found in the data file. They cannot be interpreted as summary statistics of the population of interest.

n_menage: ID of the HH

Information	[Type= continuous] [Format=numeric] [Range= 3-2011] [Missing=*]
Statistics [NW/ W]	[Valid=7484 /-] [Invalid=2877 /-]
Definition	Household ID Only available for Africa

n_indiv: ID of the individual in the HH

Information	[Type= continuous] [Format=numeric] [Range= 0-100] [Missing=*]
Statistics [NW/ W]	[Valid=7484 /-] [Invalid=2877 /-]
Definition	ID of each individual within her/his household Only available for Africa

num_dr: DR number

Information	[Type= continuous] [Format=numeric] [Range= 1-58] [Missing=*]
Statistics [NW/ W]	[Valid=7484 /-] [Invalid=2877 /-]
Definition	Survey area ID Only available for Africa

strata_area: Strata - DR level

Information	[Type= discrete] [Format=numeric] [Range= 1-10] [Missing=*]
Statistics [NW/ W]	[Valid=7369 /-] [Invalid=2992 /-]
Definition	Migration prevalence in each survey area, as reported by knowledgeable persons Only available for Africa

Value	Label	Cases	Percentage
1	High level of migration	4457	60.5%
2	Medium level of migration	1344	18.2%
3	Low level of migration	1568	21.3%
Sysmiss		2992	

Warning: these figures indicate the number of cases found in the data file. They cannot be interpreted as summary statistics of the population of interest.

File : rdc_qb_house

strata_hh: Strata - household level

Information [Type= discrete] [Format=numeric] [Range= 0-2] [Missing=*]

Statistics [NW/ W] [Valid=7369 /-] [Invalid=2992 /-]

Definition Stratification by household migrant status according to the screening survey
Only available for Africa

Value	Label	Cases	Percentage
0	HH with no migrant	3531	47.9%
1	HH with returnee(s)	2284	31.0%
2	HH with current migrant(s)	1554	21.1%
Sysmiss		2992	

Warning: these figures indicate the number of cases found in the data file. They cannot be interpreted as summary statistics of the population of interest.

strata_ind: Strata - individual level

Information [Type= discrete] [Format=numeric] [Range= 1-3] [Missing=*]

Statistics [NW/ W] [Valid=7369 /-] [Invalid=2992 /-]

Definition 3 strata according to the individuals' migratory status
Only available for Africa

Value	Label	Cases	Percentage
1	Return migrant	1749	23.7%
2	Partner of a migrant	313	4.2%
3	Other non migrant	5307	72.0%
Sysmiss		2992	

Warning: these figures indicate the number of cases found in the data file. They cannot be interpreted as summary statistics of the population of interest.

num_log: House number

Information [Type= discrete] [Format=numeric] [Range= 1-19] [Missing=*]

Statistics [NW/ W] [Valid=10361 /-] [Invalid=0 /-]

Value	Label	Cases	Percentage
1		2066	19.9%
2		2014	19.4%
3		1825	17.6%
4		1462	14.1%
5		1057	10.2%
6		684	6.6%
7		460	4.4%
8		301	2.9%
9		198	1.9%
10		121	1.2%
11		62	0.6%
12		43	0.4%
13		31	0.3%
14		22	0.2%
15		6	0.1%
16		4	0.0%
17		3	0.0%
18		1	0.0%

File : rdc_qb_house

num_log: House number

Value	Label	Cases	Percentage
19		1	0.0%

Warning: these figures indicate the number of cases found in the data file. They cannot be interpreted as summary statistics of the population of interest.

q1: Sex

Information	[Type= discrete] [Format=numeric] [Range= 1-9999] [Missing=*]
Statistics [NW/ W]	[Valid=10361 /-] [Invalid=0 /-]
Literal question	Q1. The respondent is:
Post-question	To begin with, I would like to note the major events and periods of your life on this grid. We will begin at the time of your birth. Later we will look at these periods of life in some more detail.

Value	Label	Cases	Percentage
1	Man	4850	46.8%
2	Woman	5511	53.2%

Warning: these figures indicate the number of cases found in the data file. They cannot be interpreted as summary statistics of the population of interest.

q1a: Year of birth

Information	[Type= discrete] [Format=numeric] [Range= 1932-9999] [Missing=*]
Statistics [NW/ W]	[Valid=10361 /-] [Invalid=0 /-]
Literal question	Q1A. To start with, and to help us to set a time scale, could you tell me in which year you were born (or your age as at last birthday)? Year of birth
Interviewer's instructions	AGEVEN: Locate year of birth in the grid, note 0 in the columns titled "age", and fill in these columns by retracing the age till the current age of the respondent.

Value	Label	Cases	Percentage
1934		8	0.1%
1935		30	0.3%
1936		16	0.2%
1937		47	0.5%
1938		45	0.4%
1939		83	0.8%
1940		55	0.5%
1941		32	0.3%
1942		81	0.8%
1943		33	0.3%
1944		64	0.6%
1945		68	0.7%
1946		129	1.2%
1947		80	0.8%
1948		179	1.7%
1949		118	1.1%
1950		149	1.4%
1951		106	1.0%
1952		182	1.8%
1953		178	1.7%
1954		147	1.4%
1955		217	2.1%

File : rdc_qb_house

q1a: Year of birth

Value	Label	Cases	Percentage
1956		220	2.1%
1957		150	1.4%
1958		269	2.6%
1959		223	2.2%
1960		364	3.5%
1961		154	1.5%
1962		260	2.5%
1963		302	2.9%
1964		247	2.4%
1965		269	2.6%
1966		286	2.8%
1967		304	2.9%
1968		364	3.5%
1969		394	3.8%
1970		303	2.9%
1971		310	3.0%
1972		335	3.2%
1973		376	3.6%
1974		468	4.5%
1975		256	2.5%
1976		239	2.3%
1977		258	2.5%
1978		289	2.8%
1979		332	3.2%
1980		285	2.8%
1981		212	2.0%
1982		291	2.8%
1983		223	2.2%
1984		331	3.2%

Warning: these figures indicate the number of cases found in the data file. They cannot be interpreted as summary statistics of the population of interest.

age_survey: Age at survey

Information	[Type= continuous] [Format=numeric] [Range= 25-77] [Missing=*]
Statistics [NW/ W]	[Valid=10361 /-] [Invalid=0 /-] [Mean=42.931 /-] [StdDev=11.649 /-]
Literal question	Q1A. To start with, and to help us to set a time scale, could you tell me in which year you were born (or your age as at last birthday)? Age
Interviewer's instructions	AGEVEN: Locate year of birth in the grid, note 0 in the columns titled "age", and fill in these columns by retracing the age till the current age of the respondent.

q301d: Year of arrival in the house

Information	[Type= discrete] [Format=numeric] [Range= 1932-2147483624] [Missing=*]
Statistics [NW/ W]	[Valid=10361 /-] [Invalid=0 /-]
Pre-question	INTERVIEWER: In this module you have to fill in one column for EACH of the houses occupied by the respondent.

File : rdc_qb_house

q301d: Year of arrival in the house

	Special case: If the respondent commutes between two different places of residence during a certain period of time: Fill in a column to describe each of the houses, place a curly bracket over the 2 columns and note the frequency of changeover (e.g. 7 months in Belgium; 3 months in DR Congo, or weekdays in boarding school; weekends at my Uncle's place).
Literal question	301D - 301F. Years of arrival in and departure from the house Year of arrival
Interviewer's instructions	see AGEVEN If ongoing: cross out the end year

Value	Label	Cases	Percentage
1934		2	0.0%
1935		6	0.1%
1936		2	0.0%
1937		11	0.1%
1938		4	0.0%
1939		13	0.1%
1940		10	0.1%
1941		6	0.1%
1942		14	0.1%
1943		8	0.1%
1944		15	0.1%
1945		18	0.2%
1946		18	0.2%
1947		19	0.2%
1948		23	0.2%
1949		24	0.2%
1950		30	0.3%
1951		22	0.2%
1952		41	0.4%
1953		49	0.5%
1954		39	0.4%
1955		53	0.5%
1956		48	0.5%
1957		52	0.5%
1958		82	0.8%
1959		75	0.7%
1960		112	1.1%
1961		67	0.6%
1962		86	0.8%
1963		103	1.0%
1964		90	0.9%
1965		95	0.9%
1966		116	1.1%
1967		110	1.1%
1968		139	1.3%
1969		142	1.4%
1970		182	1.8%

File : rdc_qb_house

q301d: Year of arrival in the house

Value	Label	Cases	Percentage
1971		136	1.3%
1972		173	1.7%
1973		167	1.6%
1974		215	2.1%
1975		170	1.6%
1976		180	1.7%
1977		163	1.6%
1978		207	2.0%
1979		216	2.1%
1980		265	2.6%
1981		185	1.8%
1982		216	2.1%
1983		205	2.0%
1984		277	2.7%
1985		180	1.7%
1986		196	1.9%
1987		180	1.7%
1988		160	1.5%
1989		216	2.1%
1990		260	2.5%
1991		185	1.8%
1992		189	1.8%
1993		213	2.1%
1994		236	2.3%
1995		195	1.9%
1996		192	1.9%
1997		224	2.2%
1998		216	2.1%
1999		247	2.4%
2000		299	2.9%
2001		219	2.1%
2002		238	2.3%
2003		260	2.5%
2004		273	2.6%
2005		255	2.5%
2006		260	2.5%
2007		272	2.6%
2008		271	2.6%
2009		224	2.2%

Warning: these figures indicate the number of cases found in the data file. They cannot be interpreted as summary statistics of the population of interest.

q301f: Year of departure from the house

Information	[Type= discrete] [Format=numeric] [Range= 1933-2147483624] [Missing=*]
Statistics [NW/ W]	[Valid=8293 /-] [Invalid=2068 /-]

File : rdc_qb_house

q301f: Year of departure from the house

Pre-question	INTERVIEWER: In this module you have to fill in one column for EACH of the houses occupied by the respondent. Special case: If the respondent commutes between two different places of residence during a certain period of time: Fill in a column to describe each of the houses, place a curly bracket over the 2 columns and note the frequency of changeover (e.g. 7 months in Belgium; 3 months in DR Congo, or weekdays in boarding school; weekends at my Uncle's place).
Literal question	301D - 301F. Years of arrival in and departure from the house Year of departure
Interviewer's instructions	see AGEVEN If ongoing: cross out the end year

Value	Label	Cases	Percentage
1940		2	0.0%
1943		2	0.0%
1944		3	0.0%
1945		4	0.0%
1946		2	0.0%
1947		4	0.0%
1948		1	0.0%
1949		6	0.1%
1950		7	0.1%
1951		6	0.1%
1952		12	0.1%
1953		17	0.2%
1954		16	0.2%
1955		18	0.2%
1956		8	0.1%
1957		25	0.3%
1958		30	0.4%
1959		37	0.4%
1960		54	0.7%
1961		38	0.5%
1962		40	0.5%
1963		52	0.6%
1964		42	0.5%
1965		47	0.6%
1966		60	0.7%
1967		59	0.7%
1968		64	0.8%
1969		69	0.8%
1970		114	1.4%
1971		78	0.9%
1972		111	1.3%
1973		97	1.2%
1974		121	1.5%
1975		113	1.4%
1976		127	1.5%
1977		103	1.2%

File : rdc_qb_house

q301f: Year of departure from the house

Value	Label	Cases	Percentage
1978		138	1.7%
1979		132	1.6%
1980		197	2.4%
1981		129	1.6%
1982		130	1.6%
1983		143	1.7%
1984		177	2.1%
1985		180	2.2%
1986		196	2.4%
1987		180	2.2%
1988		160	1.9%
1989		216	2.6%
1990		260	3.1%
1991		185	2.2%
1992		189	2.3%
1993		213	2.6%
1994		236	2.8%
1995		195	2.4%
1996		192	2.3%
1997		223	2.7%
1998		216	2.6%
1999		248	3.0%
2000		299	3.6%
2001		219	2.6%
2002		238	2.9%
2003		260	3.1%
2004		273	3.3%
2005		255	3.1%
2006		260	3.1%
2007		271	3.3%
2008		270	3.3%
2009		224	2.7%
Sysmiss		2068	

Warning: these figures indicate the number of cases found in the data file. They cannot be interpreted as summary statistics of the population of interest.

q302: Country

Information	[Type= discrete] [Format=numeric] [Range= 96000-2147483624] [Missing=*]		
Statistics [NW/ W]	[Valid=10361 /-] [Invalid=0 /-]		
Literal question	302. Name of the COUNTRY		
Interviewer's instructions	see AGEVEN		
Value	Label	Cases	Percentage
96000	FRANCE	65	0.6%
99109	GERMANY	13	0.1%

File : rdc_qb_house

q302: Country

Value	Label	Cases	Percentage
99114	ROMANIA	2	0.0%
99126	GREECE	3	0.0%
99127	ITALY	11	0.1%
99131	BELGIUM	830	8.0%
99132	UNITED KINGDOM	302	2.9%
99134	SPAIN	1	0.0%
99135	NETHERLANDS	15	0.1%
99139	PORTUGAL	2	0.0%
99140	SWITZERLAND	9	0.1%
99201	SAUDI ARABIA	1	0.0%
99207	ISRAEL	1	0.0%
99208	TURKEY	2	0.0%
99216	CHINA	1	0.0%
99239	KOREA (REPUBLIC OF)	1	0.0%
99301	EGYPT	2	0.0%
99303	SOUTH AFRICA	13	0.1%
99309	TANZANIA	1	0.0%
99311	NAMIBIA	1	0.0%
99312	CONGO (DEMOCRATIC REPUBLIC)	8669	83.7%
99321	BURUNDI	10	0.1%
99322	CAMEROON	4	0.0%
99323	CENTRAL AFRICAN REPUBLIC	12	0.1%
99324	CONGO	146	1.4%
99326	COTE D'IVOIRE	4	0.0%
99327	BENIN	3	0.0%
99328	GABON	8	0.1%
99330	GUINEA	1	0.0%
99332	KENYA	8	0.1%
99335	MALI	1	0.0%
99337	NIGER	1	0.0%
99338	NIGERIA	8	0.1%
99339	UGANDA	7	0.1%
99340	RWANDA	7	0.1%
99341	SENEGAL	3	0.0%
99343	SUDAN	1	0.0%
99344	CHAD	2	0.0%
99345	TOGO	3	0.0%
99346	ZAMBIA	10	0.1%
99350	MOROCCO	3	0.0%
99351	TUNISIA	2	0.0%
99393	MOZAMBIQUE	2	0.0%
99395	ANGOLA	160	1.5%
99397	COMOROS	1	0.0%

File : rdc_qb_house

q302: Country

Value	Label	Cases	Percentage
99401	CANADA	4	0.0%
99404	UNITED STATES	5	0.0%

Warning: these figures indicate the number of cases found in the data file. They cannot be interpreted as summary statistics of the population of interest.

q303: Name of the town/village

Information	[Type= discrete] [Format=character] [Missing=*/.b]
Statistics [NW/ W]	[Valid=8669 /-] [Invalid=1692 /-]
Literal question	303. You lived then in "name of the TOWN or VILLAGE"
Post-question	FILTER: If DR CONGO => 304 If BELGIUM OR UNITED KINGDOM => 306 If ANOTHER COUNTRY => 307
Interviewer's instructions	see AGEVEN - in CAPITAL letters

Value	Label	Cases	Percentage
1101		1	0.0%
AAKEN		2	0.0%
ABIDJAN		2	0.0%
AKETI		1	0.0%
ALLEMANGNE		1	0.0%
AMSTERDAM		1	0.0%
ANGOLA		2	0.0%
ANKARA		1	0.0%
ANVERS		5	0.1%
ARURWA TOWN		1	0.0%
ATHENES		1	0.0%
Abidjan		2	0.0%
Ajalo		1	0.0%
Aketi		1	0.0%
Alost		2	0.0%
Amatama		1	0.0%
Amiens		1	0.0%
Amphin		1	0.0%
Amsterdam		3	0.0%
Anderlecht		16	0.2%
Angleur		1	0.0%
Ans		1	0.0%
Anvers		31	0.4%
Arlon		6	0.1%
Asse		3	0.0%
Ath		1	0.0%
Athenes		1	0.0%
Athus		1	0.0%
Attert		1	0.0%
Avroy		1	0.0%

File : rdc_qb_house

q303: Name of the town/village

Value	Label	Cases	Percentage
BAASANKUSU		1	0.0%
BABA		1	0.0%
BAGATA		4	0.0%
BAMBESA		1	0.0%
BANANA		1	0.0%
BANDALUNGW		4	0.0%
BANDUNDU		104	1.2%
BANDUNDU VILLE		15	0.2%
BANGATA		1	0.0%
BANGUI		9	0.1%
BANU		1	0.0%
BARINGA		1	0.0%
BARKING AND DAGENHAM		7	0.1%
BARNET		4	0.0%
BARUMBU		3	0.0%
BAS CONGO		13	0.1%
BAS-CONGO		1	0.0%
BASANKUSU		4	0.0%
BASILDON		1	0.0%
BEFALE		1	0.0%
BELEMIER		1	0.0%
BENO		2	0.0%
BERLIN		2	0.0%
BEXLEY		1	0.0%
BILILI		2	0.0%
BINZA IPN		1	0.0%
BIRMINGHAM		11	0.1%
BOENDE		10	0.1%
BOENDEA		1	0.0%
BOKAI NDEMBE		1	0.0%
BOKAKATA		1	0.0%
BOKELE		1	0.0%
BOKILIYO		1	0.0%
BOKORO		1	0.0%
BOKOTE		1	0.0%
BOKUNGU		1	0.0%
BOLOBO		3	0.0%
BOLOMBO		1	0.0%
BOMA		16	0.2%
BOMONGO		1	0.0%
BONDO		1	0.0%

File : rdc_qb_house

q303: Name of the town/village

Value	Label	Cases	Percentage
BONGANDANG		4	0.0%
BONGANDANG		1	0.0%
BONGAYASA		1	0.0%
BONGIMBA		1	0.0%
BOSOBE		1	0.0%
BOSULI		1	0.0%
BOTEKA		1	0.0%
BOURSA		1	0.0%
BOYELE		1	0.0%
BRADFORD		1	0.0%
BRAZAVILLE		5	0.1%
BRAZZA		12	0.1%
BRAZZA VILLE		17	0.2%
BRAZZAVILLI		1	0.0%
BRAZZAVILLE		63	0.7%
BRENT		4	0.0%
BRIGHTON AND HOVE		2	0.0%
BRISTOL		1	0.0%
BROMLEY		3	0.0%
BRUXELLES		26	0.3%
BUJUMBURA		3	0.0%
BUKAVU		25	0.3%
BULUMBU		1	0.0%
BULUNGU		13	0.1%
BUMBA		11	0.1%
BUMBU		2	0.0%
BUNIA		3	0.0%
BUSINGA		3	0.0%
BUTA		2	0.0%
BUTARE		1	0.0%
BUTEMBO		1	0.0%
BUTEMU		1	0.0%
Bagata		1	0.0%
Baileux		3	0.0%
Bakwanga		1	0.0%
Bamako		1	0.0%
Banana		1	0.0%
Bandal		1	0.0%
Bandalungua		1	0.0%
Bandende		1	0.0%
Bandundu		11	0.1%
Bangui		2	0.0%

File : rdc_qb_house

q303: Name of the town/village

Value	Label	Cases	Percentage
Bas Congo		4	0.0%
Bas Congo Kasangulu		1	0.0%
Basecles		1	0.0%
Benakasa		1	0.0%
Beneleka		1	0.0%
Beni		1	0.0%
Berchem Sainte Aghate		3	0.0%
Binga		2	0.0%
Blaton		1	0.0%
Blegny		1	0.0%
Boende		2	0.0%
Bokoro		2	0.0%
Boma		17	0.2%
Bondo		2	0.0%
Boom		1	0.0%
Bordeaux		1	0.0%
Boussu		1	0.0%
Boyangi		1	0.0%
Bozo-Manzi		1	0.0%
Braaschat		1	0.0%
Braine l Alleud		3	0.0%
Braine le Comte		1	0.0%
Brazzaville		3	0.0%
Bressoux		1	0.0%
Bruxelles		253	2.9%
Buerenville		1	0.0%
Bujumbura		4	0.0%
Bukama		1	0.0%
Bukanga Lonzo		1	0.0%
Bukavu		28	0.3%
Bukonde		1	0.0%
Bulanga		1	0.0%
Bumba		2	0.0%
Bunia		2	0.0%
Busu Gbale		1	0.0%
Buta		4	0.0%
Butembo		2	0.0%
Buzumbur		1	0.0%
Bwamanda		1	0.0%
CABINDA		6	0.1%
CAMBERWELL		1	0.0%
CAMDEN		3	0.0%

File : rdc_qb_house

q303: Name of the town/village

Value	Label	Cases	Percentage
CAP TOWN		1	0.0%
CAP TOWNS		1	0.0%
CAPE TOWN		1	0.0%
CARDIFF		1	0.0%
CARIERE		1	0.0%
CHATELET		1	0.0%
CHERBOURG		1	0.0%
CHINGFORD		1	0.0%
CITY OF LONDON		74	0.9%
COLOMBE		2	0.0%
COTONOU		1	0.0%
COTOUNOU		1	0.0%
COVENTRY		1	0.0%
CROYDON		10	0.1%
Cachan		1	0.0%
Cap Town		1	0.0%
Charleroi		15	0.2%
Chastre		1	0.0%
Chaufontaine		1	0.0%
Ciney		1	0.0%
Cointe		1	0.0%
Cotonou		1	0.0%
Court Saint Etienne		4	0.0%
Courtrai		2	0.0%
Cuesmes		1	0.0%
DAKKAR		1	0.0%
DANDO		1	0.0%
DEPTFORD		1	0.0%
DIBAYA		2	0.0%
DILOLO		1	0.0%
DIMBELENGE		1	0.0%
DJUMA		2	0.0%
DOMINGO VASCO		1	0.0%
DONGO		1	0.0%
DORTMUND		1	0.0%
DOUALA		1	0.0%
DOVER		1	0.0%
DUE		1	0.0%
DUNDU		3	0.0%
DUNGU		4	0.0%
Dakar		1	0.0%

File : rdc_qb_house

q303: Name of the town/village

Value	Label	Cases	Percentage
Danden		1	0.0%
Dar-Es-Salam		1	0.0%
Dekese		2	0.0%
Delft		2	0.0%
Demba		1	0.0%
Dibaya		1	0.0%
Dibinga		2	0.0%
Dikongayi		1	0.0%
Dilbeek		1	0.0%
Dilolo		1	0.0%
Dinguila		1	0.0%
Diunga		1	0.0%
Djemba		1	0.0%
Dodrecht		1	0.0%
Dortmund		1	0.0%
Dourdan		1	0.0%
Drachten		1	0.0%
Droixhe		1	0.0%
Duffel		1	0.0%
Dundu		1	0.0%
Dungu		1	0.0%
Dusseldorf		2	0.0%
EALING		4	0.0%
EKUBI		1	0.0%
ELOLA		1	0.0%
ENFIELD		9	0.1%
EQUATEUR		7	0.1%
EQUETEUR		2	0.0%
ESSEN		1	0.0%
Ekandashimbi		1	0.0%
Equateur		7	0.1%
Ernage		1	0.0%
Essen		1	0.0%
Etalle		1	0.0%
Etterbeek		3	0.0%
Eupen		1	0.0%
Evere		9	0.1%
FAMPANDA		2	0.0%
FATUNDU		3	0.0%
FESHI		2	0.0%
FEZ		2	0.0%
FORESTGATE		1	0.0%
FRIBOURD		2	0.0%

File : rdc_qb_house

q303: Name of the town/village

Value	Label	Cases	Percentage
FRIBOURE		1	0.0%
Feluy		1	0.0%
Fizi		1	0.0%
Flemalle		1	0.0%
Fleurus		1	0.0%
Fontaine l Eveque		1	0.0%
Forchi la Marche		1	0.0%
Forest		1	0.0%
Fraipont		14	0.2%
France		1	0.0%
GAGNY		1	0.0%
GALACIE		1	0.0%
GARE		1	0.0%
GBADOLITE		5	0.1%
GEMENA		2	0.0%
GENEVE		2	0.0%
GLASGOW		6	0.1%
GLOUCESTER		3	0.0%
GOMA		18	0.2%
GOMBE		1	0.0%
GREENWICH		2	0.0%
GUNGU		7	0.1%
Gand		2	0.0%
Ganshoren		3	0.0%
Gbadolite		2	0.0%
Gembloux		1	0.0%
Gemena		4	0.0%
Genval		1	0.0%
Ghlin		3	0.0%
Goma		17	0.2%
Gomba Matadi		1	0.0%
Gombe		2	0.0%
Gosselies		1	0.0%
Grammont		2	0.0%
Grimbergen		4	0.0%
Grivegnée		1	0.0%
HACKNEY		5	0.1%
HAMMERSMITH AND FULHAM		4	0.0%
HARINGEY		13	0.1%
HARROW		1	0.0%
HAVERING		1	0.0%
HOUNSLOW		3	0.0%

File : rdc_qb_house

q303: Name of the town/village

Value	Label	Cases	Percentage
HUDDERSFIELD		1	0.0%
HULL		1	0.0%
Hamilton		1	0.0%
Herne		1	0.0%
Herstal		2	0.0%
Heusden Zolder		1	0.0%
Hotton		3	0.0%
Huy		1	0.0%
IDIOFA		10	0.1%
IDOFA		2	0.0%
IFUANZONDO		1	0.0%
IKELA		1	0.0%
IKNSHASA		1	0.0%
IKOKO EQUATEUR		1	0.0%
ILANGA		1	0.0%
ILEBO		10	0.1%
INGENDE		3	0.0%
INKISI		1	0.0%
INONGO		4	0.0%
ISANGI		1	0.0%
ISIRO		2	0.0%
ISLINGTON		7	0.1%
Ijmuiden		2	0.0%
Ilebo		3	0.0%
Inkisi		2	0.0%
Inongo		1	0.0%
Irumu		1	0.0%
Isiro		2	0.0%
Italie		1	0.0%
Itoma		1	0.0%
Ixelles		11	0.1%
JOANESBURG		1	0.0%
JOHANNESBOU		6	0.1%
JUMA		1	0.0%
Jemappes		1	0.0%
Jette		11	0.1%
Jodoigne		1	0.0%
Johannesburg		2	0.0%
KABALO		1	0.0%
KABANGU		1	0.0%
KABARE		2	0.0%
KABEMBA		1	0.0%
KABINDA		3	0.0%

File : rdc_qb_house

q303: Name of the town/village

Value	Label	Cases	Percentage
KABUNGU		1	0.0%
KAFUFU		1	0.0%
KAFUMFU		2	0.0%
KAFUNFU		3	0.0%
KAHEMBA		3	0.0%
KALAKITINI		1	0.0%
KALAMU		8	0.1%
KALEHE		1	0.0%
KALEMIE		5	0.1%
KALIMA		1	0.0%
KALONDA		1	0.0%
KAMFUMFU		8	0.1%
KAMINA		3	0.0%
KAMPALA		3	0.0%
KANANGA		39	0.4%
KANANGA 2		1	0.0%
KANENE		1	0.0%
KANFUFU		1	0.0%
KANGANA		1	0.0%
KANIKUKU		1	0.0%
KANZU		1	0.0%
KAPANGA		1	0.0%
KAPEMBA		1	0.0%
KASA		1	0.0%
KASA VUBU		1	0.0%
KASAI ACCIDENTALE		1	0.0%
KASAI OCCIDENTAL		2	0.0%
KASAI OCCIDENTALE		1	0.0%
KASAI ORIENTAL		1	0.0%
KASAI ORIENTALE		1	0.0%
KASANGA		1	0.0%
KASANGULU		4	0.0%
KASAVUBU		4	0.0%
KASIDJI		1	0.0%
KASINGA		1	0.0%
KASONGO		2	0.0%
KASONGO LUNDA		2	0.0%
KASONGO LUNDA		9	0.1%
KASONGOLUNI		1	0.0%

File : rdc_qb_house

q303: Name of the town/village

Value	Label	Cases	Percentage
KASUBA		1	0.0%
KATANGA		7	0.1%
KAYIMBUNGU		1	0.0%
KAZANGA YOMBO		1	0.0%
KAZUA		1	0.0%
KENGE		16	0.2%
KENSINGTON AND CHELSEA		2	0.0%
KHARTOUM		1	0.0%
KI NSHASA		1	0.0%
KI9NSHASA		2	0.0%
KIAMFU		1	0.0%
KIANGA		2	0.0%
KIBALA		1	0.0%
KIBOMBO		1	0.0%
KIBUNDA		3	0.0%
KIENGE		1	0.0%
KIFUNGA		1	0.0%
KIKASA MWENYI		1	0.0%
KIKASI MWENYI		1	0.0%
KIKOMBO		1	0.0%
KIKONGO		1	0.0%
KIKONJI		1	0.0%
KIKOTO		1	0.0%
KIKWIT		38	0.4%
KIKWITI		2	0.0%
KILIBA		1	0.0%
KIMBAMBILI		1	0.0%
KIMBANSEKE		18	0.2%
KIMBAO		1	0.0%
KIMBASEKE		11	0.1%
KIMBATA		1	0.0%
KIMBELO		1	0.0%
KIMBUMBA		1	0.0%
KIMPAKU		1	0.0%
KIMPESE		8	0.1%
KIMUANZA BOMA		1	0.0%
KIMVUAMA		1	0.0%
KIMWANZA		1	0.0%
KIN		1	0.0%
KIN SHASA		2	0.0%

File : rdc_qb_house

q303: Name of the town/village

Value	Label	Cases	Percentage
KINANGA		1	0.0%
KINDU		7	0.1%
KINFUMU NENGA		1	0.0%
KINGAMABA		1	0.0%
KINGAMAMBA		2	0.0%
KINGANA		1	0.0%
KINGANDU		3	0.0%
KINGOMBE		1	0.0%
KINGUDA		1	0.0%
KINHASA		1	0.0%
KINHSASA		7	0.1%
KINKASI		1	0.0%
KINSAHSA		1	0.0%
KINSANGANI		3	0.0%
KINSENSO		2	0.0%
KINSHAASA		1	0.0%
KINSHAS		6	0.1%
KINSHASA		4495	51.9%
KINSHASA0		1	0.0%
KINSHASDA		1	0.0%
KINSHASZA		1	0.0%
KINSHSA		1	0.0%
KINSHSASA		2	0.0%
KINSNASA		1	0.0%
KINZAMBA		2	0.0%
KIOALI		1	0.0%
KIONSHA		1	0.0%
KIOSI		1	0.0%
KIPANZU		1	0.0%
KISANGANI		51	0.6%
KISANGI		3	0.0%
KISANTU		4	0.0%
KISENSO		3	0.0%
KISHASA		3	0.0%
KISONGA		1	0.0%
KITENDA		2	0.0%
KITONA		3	0.0%
KITUY		1	0.0%
KITUE		1	0.0%
KIUNSHASA		1	0.0%
KIVANDA		1	0.0%
KKINSHASA		1	0.0%
KLINSHASA		1	0.0%

File : rdc_qb_house

q303: Name of the town/village

Value	Label	Cases	Percentage
KNSHASA		5	0.1%
KOLO		1	0.0%
KOLWEZI		5	0.1%
KONGOLO		1	0.0%
KOTA KOLI		1	0.0%
KUITUBIYE		1	0.0%
KULUNGU		2	0.0%
KUNGA MBANZA		3	0.0%
KUTU		1	0.0%
KWAMOUTH		5	0.1%
KWENGE		1	0.0%
KWILU MILUNDU		1	0.0%
KWILU NGONGO		4	0.0%
KWILU NGUNGU		1	0.0%
KWILUNGONG		1	0.0%
Kabeya		1	0.0%
Kabwe		1	0.0%
Kafufu		1	0.0%
Kai Dibindu		1	0.0%
Kai Mbaku		1	0.0%
Kalamu		2	0.0%
Kalemie		3	0.0%
Kalima		1	0.0%
Kalona		1	0.0%
Kambove		1	0.0%
Kamina		3	0.0%
Kamituga		1	0.0%
Kampala		3	0.0%
Kamponde		1	0.0%
Kananga		43	0.5%
Kangu		5	0.1%
Kapelle Op Den Bos		1	0.0%
Kapolowe		1	0.0%
Kasangulu		1	0.0%
Kasavubu		3	0.0%
Kasenga		3	0.0%
Kasongo		5	0.1%
Katako		1	0.0%
Katanga		3	0.0%
Katolo		1	0.0%

File : rdc_qb_house

q303: Name of the town/village

Value	Label	Cases	Percentage
Kazumba		4	0.0%
Kenge		2	0.0%
Kenge I		6	0.1%
Kenge II		1	0.0%
Kerkrade		1	0.0%
Kibubu		1	0.0%
Kigali		2	0.0%
Kikwit		11	0.1%
Kilava		1	0.0%
Kiliba		1	0.0%
Kimpese		1	0.0%
Kimuenza		1	0.0%
Kindu		5	0.1%
Kinsantu		1	0.0%
Kinshasa		554	6.4%
Kisangani		19	0.2%
Kitenda		2	0.0%
Kitenge		1	0.0%
Kithadi		1	0.0%
Kitona		1	0.0%
Kivu (Bukavu)		1	0.0%
Koekelberg		3	0.0%
Kolo		1	0.0%
Kolwesi		1	0.0%
Kolwezi		7	0.1%
Kongambolo		1	0.0%
Kongolo		2	0.0%
Kuimba		1	0.0%
Kwanda		1	0.0%
Kwilu Ngongo		1	0.0%
LAGOS		6	0.1%
LAMBETH		12	0.1%
LEEDS		9	0.1%
LEICESTER		3	0.0%
LEMBA		36	0.4%
LEWISHAM		9	0.1%
LIBENGE		1	0.0%
LIBRE VILLE		3	0.0%
LIBREVILLE		3	0.0%
LIEGE		1	0.0%
LIKASI		4	0.0%
LILLE		1	0.0%
LIMETE		6	0.1%

File : rdc_qb_house

q303: Name of the town/village

Value	Label	Cases	Percentage
LINGUALA		1	0.0%
LINGWALA		2	0.0%
LISALA		15	0.2%
LISBON		1	0.0%
LKINSHASA		1	0.0%
LOANDA		1	0.0%
LOBO		1	0.0%
LODJA		4	0.0%
LOKOSI		1	0.0%
LOME		2	0.0%
LOUVAIN		1	0.0%
LOUZI		1	0.0%
LOZO		1	0.0%
LUANDA		65	0.7%
LUANDA NORD		2	0.0%
LUBAO		1	0.0%
LUBEFU		2	0.0%
LUBUMBASHI		78	0.9%
LUBUTU		1	0.0%
LUEBO		3	0.0%
LUIZA		2	0.0%
LUKAKA		1	0.0%
LUKALA		1	0.0%
LUKALABA		1	0.0%
LUKOLELA		1	0.0%
LUKULA		2	0.0%
LUMBASHI		1	0.0%
LUNDA		4	0.0%
LUNDA NERRE		1	0.0%
LUNDA NORD		3	0.0%
LUNDA NORT		1	0.0%
LUNDA NORTE		1	0.0%
LUOZI		10	0.1%
LUSAKA		7	0.1%
LUSAMBO		1	0.0%
LUSANGA		4	0.0%
LUTON		2	0.0%
LYLLE		1	0.0%
LYON		2	0.0%
La Courneuve		1	0.0%
La Gombe		1	0.0%

File : rdc_qb_house

q303: Name of the town/village

Value	Label	Cases	Percentage
La Haye		1	0.0%
La Louviere		3	0.0%
Laakdal		1	0.0%
Laeken		12	0.1%
Lagos		1	0.0%
Latina		1	0.0%
Le Caire		2	0.0%
Lemba		3	0.0%
Lenfu		1	0.0%
Leta		1	0.0%
Liderkerke		1	0.0%
Liege		77	0.9%
Likasi		7	0.1%
Lille		1	0.0%
Limal		1	0.0%
Limete		1	0.0%
Lingwala		4	0.0%
Lisala		5	0.1%
Lisbonne		1	0.0%
Loangu		2	0.0%
Lodja		6	0.1%
Lokando		1	0.0%
Lome		1	0.0%
Lomela		5	0.1%
Losaya		1	0.0%
Louvain		11	0.1%
Luanda		14	0.2%
Lubudi		2	0.0%
Lubumbashi		53	0.6%
Luebo		4	0.0%
Lufutoto		1	0.0%
Luiza		1	0.0%
Lukalaba		1	0.0%
Lukula		2	0.0%
Luluabourg		1	0.0%
Lumbumbashi		3	0.0%
Luozi		2	0.0%
Lusaka		1	0.0%
Lusambo		2	0.0%
MACAMPAGNE		1	0.0%
MADIMBA		7	0.1%
MADRID		1	0.0%
MADUDA		2	0.0%

File : rdc_qb_house

q303: Name of the town/village

Value	Label	Cases	Percentage
MAI NDOMBE		1	0.0%
MAJAMBU		1	0.0%
MAJINGA		2	0.0%
MAKALA		1	0.0%
MAKELA		1	0.0%
MAKIKU		1	0.0%
MAKONGO		3	0.0%
MAKOSO		1	0.0%
MAKUKU		1	0.0%
MALAO		1	0.0%
MANCHESTER		7	0.1%
MANGAYI		1	0.0%
MANIEMA		1	0.0%
MANTES LA JOLIE		1	0.0%
MAPOKO		1	0.0%
MAPUTO		2	0.0%
MASAMUNA		1	0.0%
MASHALA		1	0.0%
MASI		1	0.0%
MASI MANIMBA		8	0.1%
MASIMA NIMBA		1	0.0%
MASIMANIMBA		2	0.0%
MASINA		4	0.0%
MASISI		1	0.0%
MATADI		34	0.4%
MATAFU		1	0.0%
MATEKO		2	0.0%
MATETE		10	0.1%
MAWANGU		1	0.0%
MAZTETE		1	0.0%
MBANDAKA		33	0.4%
MBANZA NGUNGU		6	0.1%
MBANZA - NGUNGU		1	0.0%
MBANZA MALUNA		1	0.0%
MBANZA NGONGO		1	0.0%
MBANZA NGUNGU		14	0.2%
MBANZA- NGUNGU		2	0.0%

File : rdc_qb_house

q303: Name of the town/village

Value	Label	Cases	Percentage
MBANZAMBU		1	0.0%
MBENDE		1	0.0%
MBIDILA		1	0.0%
MBIEN		1	0.0%
MBIONGO		1	0.0%
MBOMO		1	0.0%
MBONGALIKUL		1	0.0%
MBUJ IMAYI		1	0.0%
MBUJI MAYI		38	0.4%
MBUJI-MAYI		1	0.0%
MBUJIMAYI		5	0.1%
MEDINE		2	0.0%
MELUN		1	0.0%
MERTON		3	0.0%
MIKELENGE		1	0.0%
MIKWI		1	0.0%
MILTON KEYNES		4	0.0%
MINOVA		2	0.0%
MISSION KINGUNDA		1	0.0%
MISSION KISANJI		1	0.0%
MISSION NTOSI		1	0.0%
MOANDA		5	0.1%
MOBAYI MBONGO		1	0.0%
MOLIBE		1	0.0%
MONI CONGO		1	0.0%
MONIEKA		1	0.0%
MONS		2	0.0%
MONT NGAFULA		1	0.0%
MONT NGAFULA		4	0.0%
MONTGERON		1	0.0%
MOPEME		1	0.0%
MORONI		1	0.0%
MOZA		1	0.0%
MOZAMBOLI		1	0.0%
MUBUBA		1	0.0%
MUKALA		1	0.0%
MUKAMU		2	0.0%
MULUNGU		2	0.0%
MUNI		1	0.0%

File : rdc_qb_house

q303: Name of the town/village

Value	Label	Cases	Percentage
MUSAMBA		4	0.0%
MUSANGU		1	0.0%
MUSENGE		2	0.0%
MUSHIE		1	0.0%
MUSHINDA		1	0.0%
MUSUNI		1	0.0%
MVIDA		1	0.0%
MWANE DITU		1	0.0%
MWEKA		2	0.0%
MWENE DITU		1	0.0%
MWENE DITU		4	0.0%
Maastricht		1	0.0%
Madimba		6	0.1%
Malines		1	0.0%
Malonne		1	0.0%
Maniema		3	0.0%
Marche en Famenne		1	0.0%
Marcinelle		1	0.0%
Martigny		1	0.0%
Masina		1	0.0%
Matadi		9	0.1%
Matete		2	0.0%
Mawanga		1	0.0%
Mayimbi		1	0.0%
Mbandaka		14	0.2%
Mbanza-Ngungu		13	0.1%
Mbata Mbenge		1	0.0%
Mbuji-Mayi		9	0.1%
Mechelen		1	0.0%
Miabi		1	0.0%
Michigan		1	0.0%
Misay		1	0.0%
Moanda		5	0.1%
Mobayi-Mbongo		1	0.0%
Molenbeek Saint Jean		13	0.1%
Mons		28	0.3%
Montreal		1	0.0%
Monzamboli		1	0.0%
Mosango Beach		1	0.0%
Mubert		1	0.0%
Mukila		1	0.0%
Musadi		1	0.0%

File : rdc_qb_house

q303: Name of the town/village

Value	Label	Cases	Percentage
Mutinga		1	0.0%
Mvuzi		2	0.0%
Mweka		5	0.1%
Mwene Ditu		2	0.0%
Mwene-Ditu		1	0.0%
Mwenga		1	0.0%
Mweso		1	0.0%
N'Djamena		1	0.0%
N'lemba		1	0.0%
NAIROBI		1	0.0%
NAIROBIE		1	0.0%
NANCY		1	0.0%
NANTER		1	0.0%
NAPLES		1	0.0%
NDILI		2	0.0%
NDINGA		1	0.0%
NDJILI		18	0.2%
NDNJILI		1	0.0%
NDUNDU		1	0.0%
NDUNGU		1	0.0%
NEWHAM		14	0.2%
NEWPORT		1	0.0%
NGABA		4	0.0%
NGALIEMA		2	0.0%
NGAMPURU		2	0.0%
NGANDA NSUNGI		1	0.0%
NGANDANJIKA		1	0.0%
NGAPURU		1	0.0%
NGEBA		1	0.0%
NGIRI NGIRI		4	0.0%
NGIRIMONZOY EQUATEUR		1	0.0%
NGIRINGIRI		1	0.0%
NGISENI		1	0.0%
NGONDI		1	0.0%
NGUNGU		1	0.0%
NGUNGU DOE		1	0.0%
NGUNGU DOG		1	0.0%
NIADI		1	0.0%
NKAMBA		1	0.0%
NKUIDI		1	0.0%
NORTH CAROLINA		1	0.0%

File : rdc_qb_house

q303: Name of the town/village

Value	Label	Cases	Percentage
NOTTINGHAM		1	0.0%
NZAJI		1	0.0%
NZASI		1	0.0%
Nairobi		6	0.1%
Namur		16	0.2%
Ndekesha		1	0.0%
Ndjamena		1	0.0%
Ndjili		1	0.0%
Neimergen		1	0.0%
Neufmaison		1	0.0%
New York		1	0.0%
Ngandajika		1	0.0%
Ngi		1	0.0%
Ngiringiri		2	0.0%
Niamey		1	0.0%
Nieuport		1	0.0%
Nikisi Kavwaya		1	0.0%
Nivelles		6	0.1%
Nsanda		1	0.0%
Nyirangongo		1	0.0%
ORLEAN		1	0.0%
OSHOWE		1	0.0%
OSHWE		2	0.0%
Oduku		2	0.0%
Omendjadi		1	0.0%
Onema		1	0.0%
Orleans		1	0.0%
Orp Jauche		1	0.0%
Ostende		11	0.1%
Ototo		1	0.0%
Ottenburg		1	0.0%
Ottignies Louvain La Neuve		40	0.5%
Oud Heverlee		1	0.0%
PANGI		1	0.0%
PANU		1	0.0%
PANZI		1	0.0%
PARIS		25	0.3%
PAYCONGILA		1	0.0%
PAYI KONGILA		1	0.0%
PAYKONGILA		1	0.0%
PELENDE		1	0.0%

File : rdc_qb_house

q303: Name of the town/village

Value	Label	Cases	Percentage
PEROUDJA		1	0.0%
PINDI		1	0.0%
PLAISTOW		1	0.0%
POINTE NOIR		3	0.0%
POINTE NOIR		3	0.0%
POINTE NOIRE		4	0.0%
PONTOISE		1	0.0%
POPOKABAKA		12	0.1%
PORTSMOUTH		1	0.0%
POTO POTO		2	0.0%
PPOINTE NOIRE		1	0.0%
PROVINCE ORIENTALE		2	0.0%
Paris		11	0.1%
Pekin		1	0.0%
Pelende		2	0.0%
Peruwelz		3	0.0%
Poko		2	0.0%
Popo		1	0.0%
Popo Kabaka		3	0.0%
Quaregnon		2	0.0%
Quevaucamp		2	0.0%
READING		3	0.0%
ROCHEFORT		1	0.0%
ROME		1	0.0%
RUTSHURU		1	0.0%
RWENGERE		1	0.0%
Rabat		1	0.0%
Reggio Calabria		1	0.0%
Rhode Saint Genese		1	0.0%
Rome		4	0.0%
Rouen		1	0.0%
Ruashi		1	0.0%
Rutshuru		1	0.0%
SADI		2	0.0%
SAINT JEAN		1	0.0%
SELEMBAO		13	0.1%
SHEFFIELD		3	0.0%
SONABATA		2	0.0%
SONGO		1	0.0%
SONGOLOLO		3	0.0%
SOUTHALL		1	0.0%

File : rdc_qb_house

q303: Name of the town/village

Value	Label	Cases	Percentage
SOUTHWARK		9	0.1%
SOWA		1	0.0%
SOYO		4	0.0%
STOKE ON TRENT		3	0.0%
STRATFORD ON AVON		1	0.0%
SUD KIVU		2	0.0%
SUTTON		1	0.0%
Saint Gilles		2	0.0%
Saint Josse Ten Noode		2	0.0%
Saint Trond		1	0.0%
Schaerbeek		15	0.2%
Sclessin		2	0.0%
Seraing		4	0.0%
Shabunda		2	0.0%
Silly		1	0.0%
Silverspring		1	0.0%
Soest		1	0.0%
Sonabata		1	0.0%
Songololo		3	0.0%
Spiennes		1	0.0%
Sterrebeek		1	0.0%
Stoumont		1	0.0%
Strombeek		1	0.0%
Suka Tembo		1	0.0%
TANDE GOMBE		1	0.0%
TCHANG OUAN		1	0.0%
TEL AVIV		1	0.0%
TEMBO		5	0.1%
THESSALONIQ		1	0.0%
TONDO EQUATEUR		1	0.0%
TORANTO		1	0.0%
TOTSHI		1	0.0%
TOTTENHAM		3	0.0%
TOULON		1	0.0%
TOWER HAMLETS		2	0.0%
TSHELA		5	0.1%
TSHIIKAPA		1	0.0%
TSHIKAPA		16	0.2%
TSHIKAPA1		4	0.0%

File : rdc_qb_house

q303: Name of the town/village

Value	Label	Cases	Percentage
TSHILENGE		2	0.0%
TSHINSEDA		1	0.0%
TSHUMBE		1	0.0%
TSHUMBIRI		1	0.0%
TUAZA		1	0.0%
TUMILABI		1	0.0%
TUNIS		2	0.0%
Tenke		1	0.0%
Texas		1	0.0%
Thysville		1	0.0%
Tilleur		1	0.0%
Tomisa Ndodi		1	0.0%
Toronto		1	0.0%
Tournai		1	0.0%
Trois Ponts		1	0.0%
Tshela		7	0.1%
Tshikapa		5	0.1%
Tshilenge		1	0.0%
Tshimbulu		2	0.0%
Tshofa		1	0.0%
Tshumbe		2	0.0%
UVIRA		1	0.0%
Uccle		8	0.1%
Uvira		2	0.0%
VAKU		1	0.0%
VALLEY		1	0.0%
VANGA		3	0.0%
VARESA		1	0.0%
VILLE BANDUNDU		1	0.0%
VILLE DE BANDUNDU		2	0.0%
VILLE DE KANANGA		6	0.1%
VILLE DE KIKWIT		6	0.1%
VILLE DE KISANGANI		1	0.0%
VILLE DE LUBUMBASHI		4	0.0%
VILLE DE MATADI		4	0.0%
VILLE DE MBANDAKA		2	0.0%
VILLE DE MBUJI MAYI		5	0.1%

File : rdc_qb_house

q303: Name of the town/village

Value	Label	Cases	Percentage
VILLE DE TSHELA		1	0.0%
VILLE DE TSHIKAPA		7	0.1%
VILLE BANDUNDU		1	0.0%
VILLE DE BANDUNDU		3	0.0%
VILLE DE BOMA		1	0.0%
VILLE DE GBADOLITE		1	0.0%
VILLE DE KANANGA		2	0.0%
VILLE DE KIKWIT		3	0.0%
VILLE DE LUBUMBASHI		2	0.0%
VILLE DE MATADI		1	0.0%
VILLE DE MBANDAKA		1	0.0%
Verviers		23	0.3%
Vilvorde		4	0.0%
Virton		1	0.0%
WALIKALE		1	0.0%
WALTHAM ABBAY		1	0.0%
WALTHAM FOREST		3	0.0%
WANDSWORTH		4	0.0%
WATIKENGO		1	0.0%
WATSHA		1	0.0%
WEBO NIAMA		2	0.0%
WEKEFIELD		1	0.0%
WEMBLEY		1	0.0%
WESTMINSTER		8	0.1%
WIJI		1	0.0%
WINDOEV		1	0.0%
WOLUWE SAINT LAMBERT		1	0.0%
Wallonie		1	0.0%
Walungo		1	0.0%
Wanga		1	0.0%
Waterloo		10	0.1%
Watermael Boitsfort		1	0.0%

File : rdc_qb_house

q303: Name of the town/village

Value	Label	Cases	Percentage
Wavre		3	0.0%
Wemmel		1	0.0%
Wezembeek Oppem		2	0.0%
Woluwe		2	0.0%
Woluwe Saint Lambert		3	0.0%
WÄ¼rzburg		1	0.0%
YAKOMA		2	0.0%
YANDONGI		1	0.0%
YANGALA		1	0.0%
YANGAMBE		2	0.0%
YAOUNDE		2	0.0%
YOLO - KALAMU		1	0.0%
YUMBI		1	0.0%
Yakamba		1	0.0%
Yangambi		1	0.0%
Yaosayo		1	0.0%
ZUNGU		1	0.0%
ZURICH		1	0.0%
Zeelik		2	0.0%
kikwit		1	0.0%
kinshasa		2	0.0%
.b		1692	

Warning: these figures indicate the number of cases found in the data file. They cannot be interpreted as summary statistics of the population of interest.

q304: District of the town/village

Information	[Type= discrete] [Format=numeric] [Range= 101-2147483624] [Missing=*]
Statistics [NW/ W]	[Valid=8481 /-] [Invalid=1880 /-]
Universe	If q303 in DR CONGO
Literal question	304. In which district is this town/village located?
Post-question	FILTER: If District begins with 01 (Kinshasa territories) => 305 Otherwise => 307
Interviewer's instructions	see Codes of Districts

Value	Label	Cases	Percentage
14	GOMBE	1	0.0%
19	KINSHASA	1	0.0%
71	VILLE DE BUKAVU	1	0.0%
91	VILLE DE LUBUMBASHI	1	0.0%
101	BANDALUNGWA	362	4.3%
102	BARUMBU	131	1.5%
103	BUMBU	207	2.4%
104	GOMBE	98	1.2%

File : rdc_qb_house

q304: District of the town/village

Value	Label	Cases	Percentage
105	KALAMU	346	4.1%
106	KASA-VUBU	249	2.9%
107	KIMBANSEKE	795	9.4%
108	KINSENSO	109	1.3%
109	KINSHASA	659	7.8%
110	KINTAMBO	109	1.3%
111	LEMBA	607	7.2%
112	LIMETE	432	5.1%
113	LINGWALA	96	1.1%
114	MALUKU	18	0.2%
115	MAKALA	149	1.8%
116	MASINA	418	4.9%
117	MATETE	277	3.3%
118	MONT-NGAFULA	56	0.7%
119	NDJILI	497	5.9%
120	NGABA	198	2.3%
121	NGALIEMA	375	4.4%
122	NGIRI-NGIRI	187	2.2%
123	N'SELE	15	0.2%
124	SELEMBAO	79	0.9%
201	VILLE DE MATADI	68	0.8%
202	VILLE DE BOMA	42	0.5%
203	MOANDA	22	0.3%
204	LUKULA	18	0.2%
205	SEKE-BANZA	1	0.0%
206	TSHELA	28	0.3%
207	LUOZI	26	0.3%
208	MBANZA-NGUNGU	74	0.9%
209	SONGOLOLO	15	0.2%
210	KASANGULU	21	0.2%
211	KIMVULA	2	0.0%
212	MADIMBA	40	0.5%
301	VILLE DE BANDUNDU	130	1.5%
302	VILLE DE KIKWIT	98	1.2%
303	FESHI	15	0.2%
304	KAHEMBA	6	0.1%
305	KASONGO-LUNDA	56	0.7%
306	KENGE	50	0.6%
307	POPOKABAKA	21	0.2%
308	BAGATA	27	0.3%
309	BULUNGU	64	0.8%
310	GUNGU	18	0.2%
311	IDOFA	31	0.4%

File : rdc_qb_house

q304: District of the town/village

Value	Label	Cases	Percentage
312	MASI-MANIMBA	59	0.7%
313	INONGO	7	0.1%
314	KIRI	1	0.0%
315	KUTU	14	0.2%
316	OSHWE	3	0.0%
317	BOLOBO	15	0.2%
318	YUMBI	2	0.0%
319	KWAMOUTH	6	0.1%
320	MUSHIE	2	0.0%
401	VILLE DE MBANDAKA	79	0.9%
402	VILLE DE GBADOLITE	15	0.2%
403	VILLE DE SONGO	2	0.0%
404	BASANKUSU	13	0.2%
405	BIKORO	2	0.0%
407	BOMONGO	3	0.0%
408	INGENDE	6	0.1%
409	LUKOLELA	3	0.0%
410	MAKANZA	2	0.0%
411	BONGANDANGA	7	0.1%
412	BUMBA	26	0.3%
413	LISALA	32	0.4%
415	BUSINGA	3	0.0%
416	MOBAYI-MBONGO	4	0.0%
417	YAKOMA	5	0.1%
418	BUDJALA	1	0.0%
419	GEMENA	10	0.1%
420	KUNGU	2	0.0%
421	LIBENGE	3	0.0%
422	BEFALE	1	0.0%
423	BOENDE	22	0.3%
424	BOKUNGU	2	0.0%
426	IKELA	5	0.1%
427	MONKOTO	2	0.0%
501	VILLE DE KISANGANI	112	1.3%
502	AKETI	4	0.0%
504	BAMBESA	1	0.0%
505	BONDO	4	0.0%
506	PUTA	8	0.1%
507	POKO	2	0.0%
508	DUNGO	5	0.1%
510	NIANGARA	1	0.0%
513	WATSA	1	0.0%
514	ARU	2	0.0%

File : rdc_qb_house

q304: District of the town/village

Value	Label	Cases	Percentage
516	RUMU	1	0.0%
520	BANALIA	1	0.0%
522	ISANGI	5	0.1%
601	VILLE DE GOMA	42	0.5%
602	VILLE DE BENI 1	2	0.0%
603	VILLE DE BUTEMBO	5	0.1%
605	LUBERO	3	0.0%
606	MASISI	3	0.0%
607	NYIRANCONGO	1	0.0%
608	RUTSHURU	2	0.0%
609	WALIKALE	1	0.0%
701	VILLE DE BUKAVU	70	0.8%
702	FIZI	1	0.0%
704	KABARE	2	0.0%
705	KALEHE	1	0.0%
706	MWENGA	2	0.0%
707	SHABUNDA	2	0.0%
708	UVIRA	11	0.1%
709	WALUNGU	1	0.0%
801	VILLE DE KINDU	24	0.3%
802	KABAMBARE	2	0.0%
803	KASONGO	11	0.1%
804	KIBOMBO	2	0.0%
805	LUBUTU	1	0.0%
806	PANGI	2	0.0%
807	PUNIA	1	0.0%
901	VILLE DE LUBUMBASHI	181	2.1%
902	VILLE DE LIKASI	16	0.2%
903	VILLE DE KOLWEZI	16	0.2%
904	LUBUDI	3	0.0%
906	KAMBOVE	1	0.0%
910	PWETO	1	0.0%
911	SAKANIA	1	0.0%
912	BUKAMA	2	0.0%
913	KABONGO	1	0.0%
914	KAMINA	11	0.1%
917	DILOLO	2	0.0%
919	SANDOA	1	0.0%
920	KABALO	1	0.0%
921	KALEMIE	8	0.1%
922	KONGOLO	3	0.0%
924	MOBA	1	0.0%
1001	VILLE DE MBUJI-MAYI	15	0.2%

File : rdc_qb_house

q304: District of the town/village

Value	Label	Cases	Percentage
1002	VILLE DE MWENE-DITU1	2	0.0%
1005	LUBAO	2	0.0%
1006	VILLE DE MWENE-DITU2	1	0.0%
1007	NGANDAJIKA	1	0.0%
1008	KATAKO-KOMBE	5	0.1%
1010	LODJA	22	0.3%
1011	LOMELA	6	0.1%
1012	LUBEFU	6	0.1%
1013	LUSAMBO	3	0.0%
1014	KABEYA-KAMWANGA	2	0.0%
1017	MIABI	8	0.1%
1018	TSHILENGE	6	0.1%
1101	VILLE DE KANANGA	57	0.7%
1102	VILLE DE TSHIKAPA 1	3	0.0%
1103	DEKESE	2	0.0%
1104	ILEBO	6	0.1%
1105	LUEBO	6	0.1%
1106	MWEKA	8	0.1%
1107	VILLE DE TSHIKAPA 2	2	0.0%
1108	DEMBA	4	0.0%
1109	DIBAYA	6	0.1%
1110	DIMBELENGE	3	0.0%
1111	KAZUMBA	8	0.1%
1112	LUIZA	4	0.0%
Sysmiss		1880	

Warning: these figures indicate the number of cases found in the data file. They cannot be interpreted as summary statistics of the population of interest.

q305: In which neighbourhood did you live

Information	[Type= discrete] [Format=character] [Missing=*/.b]
Statistics [NW/ W]	[Valid=4668 /-] [Invalid=1824 /-]
Universe	If q303 in DR CONGO If q304 begins with 01 (Kinshasa territories)
Literal question	305. In which neighbourhood did you live?
Post-question	=> 307
Interviewer's instructions	In CAPITAL letters

Value	Label	Cases	Percentage
BAANDALUNG'		1	0.0%
BANDAL		23	0.5%
BANDALUNBW		1	0.0%
BANDALUNGW		226	4.8%
BARUMBU		86	1.8%
BGWEMA		1	0.0%
BINZA		1	0.0%

File : rdc_qb_house

q305: In which neighbourhood did you live

Value	Label	Cases	Percentage
BUMBU		164	3.5%
Bandal		4	0.1%
Bandalunga		2	0.0%
Bandalungua		1	0.0%
Bandalungwa		26	0.6%
Bandlungwa		1	0.0%
Barumbu		20	0.4%
Binza		2	0.0%
Bumbu		6	0.1%
DEBONHOME		1	0.0%
GOMBE		68	1.5%
Gombe		22	0.5%
Gombe/Kalina		1	0.0%
ILEBO		2	0.0%
JOMORO		1	0.0%
KAFUFU		1	0.0%
KALAMU		258	5.5%
KALAMU KALAMU		2	0.0%
KALINA GOMBE		1	0.0%
KANANGA		3	0.1%
KANANGA 2		1	0.0%
KANSHI		1	0.0%
KASA VUBU		3	0.1%
KASA - VUBU		1	0.0%
KASA VUBU		139	3.0%
KASA VUBUI		1	0.0%
KASA-VUBU		8	0.2%
KASANJI		1	0.0%
KASAVUBU		44	0.9%
KIMBANSEKE		421	9.0%
KIMBANSRKE		1	0.0%
KIMBASEKE		132	2.8%
KIMBASEKE,		1	0.0%
KIMBASENKE		1	0.0%
KIMBENSEKE		3	0.1%
KIMBVANSEKE		1	0.0%
KIN +MBASEKE		1	0.0%
KINGASANI		3	0.1%
KINGASSANI		1	0.0%
KINSENSO		50	1.1%
KINSESO		1	0.0%

File : rdc_qb_house

q305: In which neighbourhood did you live

Value	Label	Cases	Percentage
KINSHASA		144	3.1%
KINSHASA,		1	0.0%
KINTAMBO		67	1.4%
KISANSO		1	0.0%
KISENSO		35	0.7%
KITAMBO		9	0.2%
KJIMBANSEKE		1	0.0%
KMBANSEKE		2	0.0%
Kalamu		37	0.8%
Kasa-Vubu		11	0.2%
Kasa-vubu		1	0.0%
Kasavubu		2	0.0%
Kimbanseke		2	0.0%
Kimbaseke		1	0.0%
Kinsenso		2	0.0%
Kinshasa		19	0.4%
Kintambo		17	0.4%
Kitambo		1	0.0%
Ksa-Vubu		1	0.0%
LALAMU		1	0.0%
LEMBA		364	7.8%
LEMBAμ		1	0.0%
LIMETE		274	5.9%
LINGWALA		66	1.4%
LIVULU		1	0.0%
LUANDA		1	0.0%
LUBEFU		1	0.0%
LUIZA		1	0.0%
La Gombe		1	0.0%
Lemba		110	2.4%
Lemba/Rigani		1	0.0%
Limete		42	0.9%
Lingwala		14	0.3%
MAASINA		1	0.0%
MAKALA		93	2.0%
MALUKU		5	0.1%
MASINA		250	5.4%
MASINE		2	0.0%
MATETE		156	3.3%
MBUJI MAYI		1	0.0%
MBUJI-MAYI		1	0.0%
MBUJIMAYI		1	0.0%

File : rdc_qb_house

q305: In which neighbourhood did you live

Value	Label	Cases	Percentage
MISSION SAINT MICHEL		1	0.0%
MONT NGAFULA		4	0.1%
MONT NGANGU		1	0.0%
MONT NGAFULA		33	0.7%
MONT NGAFULA,		1	0.0%
MONT-NGAFULA		2	0.0%
MUENA TSHILU		1	0.0%
MWENE DITU		1	0.0%
Makala		1	0.0%
Masina		17	0.4%
Matete		30	0.6%
Mont Ngafula		4	0.1%
Mont-Ngafula		4	0.1%
Mont-Ngalafu		1	0.0%
N DJILI		1	0.0%
N SELE		3	0.1%
N'Sele		1	0.0%
NDILI		1	0.0%
NDJILI		297	6.4%
NDJILMI		1	0.0%
NDSJILI		1	0.0%
NFGABA		1	0.0%
NGABA		168	3.6%
NGALIEMA		247	5.3%
NGALIMEA		1	0.0%
NGIRI NGIRI		9	0.2%
NGIRI NGIRI		101	2.2%
NGIRI-NGIRI		1	0.0%
NGIRINGIORI		1	0.0%
NGIRINGIRI		34	0.7%
NGWEMA		3	0.1%
NSELE		7	0.1%
Ndgi-ndgi		1	0.0%
Ndjili		34	0.7%
Ngaba		4	0.1%
Ngaliema		69	1.5%
Ngalieme		1	0.0%
Ngiri Ngiri		5	0.1%

File : rdc_qb_house

q305: In which neighbourhood did you live

Value	Label	Cases	Percentage
Ngiri-Ngiri		12	0.3%
Ngiri-Ngrir		1	0.0%
Ngiringiri		1	0.0%
Nigiringiri		1	0.0%
PETITE FILLE		1	0.0%
SELEBAO		1	0.0%
SELEMBAO		68	1.5%
SELZMBAO		1	0.0%
SHAMA		1	0.0%
Selembao		3	0.1%
TSHIKAPA		1	0.0%
WEBO NIAMA		1	0.0%
kalamu		1	0.0%
.b		1824	

Warning: these figures indicate the number of cases found in the data file. They cannot be interpreted as summary statistics of the population of interest.

q306: What is the region or province where you lived called

Information	[Type= discrete] [Format=numeric] [Range= 1-49] [Missing=*]
Statistics [NW/ W]	[Valid=1122 /-] [Invalid=9239 /-]
Universe	If q303 in BELGIUM or UNITED KINGDOM
Literal question	306. What is the region or province where you lived called?
Interviewer's instructions	See Codes of regions

Value	Label	Cases	Percentage
1	Anvers	39	3.5%
2	Brabant Flamand	39	3.5%
3	Brabant Wallon	70	6.2%
4	Bruxelles	403	35.9%
5	Flandre occidentale	15	1.3%
6	Flandre orientale	9	0.8%
7	Hainaut	77	6.9%
8	Liege	140	12.5%
9	Limbourg	1	0.1%
10	Luxembourg	13	1.2%
11	Namur	17	1.5%
13	Bedfordshire	2	0.2%
14	Berkshire	7	0.6%
18	East Midlands	1	0.1%
23	East Riding of Yorkshire	1	0.1%
25	Essex	2	0.2%
26	Gloucestershire	4	0.4%
27	Manchester	7	0.6%
28	Hampshire	1	0.1%
31	London	142	12.7%

File : rdc_qb_house

q306: What is the region or province where you lived called

Value	Label	Cases	Percentage
32	Kent	1	0.1%
34	Leicestershire	3	0.3%
41	Outter London	89	7.9%
43	South Western Scotland	6	0.5%
44	South Yorkshire	4	0.4%
45	Surrey, East and West Sussex	2	0.2%
47	West Midlands	15	1.3%
49	West Yorkshire	12	1.1%
Sysmiss		9239	

Warning: these figures indicate the number of cases found in the data file. They cannot be interpreted as summary statistics of the population of interest.

q307: When you arrived in this house you lived

Information	[Type= discrete] [Format=character] [Missing=*.b]
Statistics [NW/ W]	[Valid=10332 /-] [Invalid=29 /-]
Definition	Alone = 0 With family members = answers 1 to 8 With other persons = answers 9 to 10
Literal question	307. When you arrived in this house you lived... Multiple answers
Post-question	If q307 in 0 => 309
Interviewer's instructions	Read

Value	Label	Cases	Percentage
0		400	3.9%
0 06 07		1	0.0%
0 07		3	0.0%
0 09		1	0.0%
0 10		1	0.0%
0 4		1	0.0%
0 9		1	0.0%
00		435	4.2%
00 03 07 06		2	0.0%
00 10		2	0.0%
009		1	0.0%
01		11	0.1%
01 02		1	0.0%
01 02		1	0.0%
01 02 04		1	0.0%
01 02 04 05		2	0.0%
01 02 04 05 08		1	0.0%
01 02 04 05		2	0.0%
01 02 04 05 08		2	0.0%
01 02 04 05		1	0.0%
01 02 04 05 08		1	0.0%
01 02 04 05		6	0.1%

File : rdc_qb_house

q307: When you arrived in this house you lived

Value	Label	Cases	Percentage
01 02 04 05 08		1	0.0%
01 02 04 08		1	0.0%
01 02 05 06 08		1	0.0%
01 04 05		2	0.0%
01 02		21	0.2%
01 02 08		1	0.0%
01 02 04		1	0.0%
01 02 04 05		3	0.0%
01 02 04 05 08		1	0.0%
01 02 04 05		2	0.0%
01 02 05 04		1	0.0%
01 02 06 07		1	0.0%
01 02 03 04 05		1	0.0%
01 02 03 04 05 06 07		1	0.0%
01 02 03 06 07		1	0.0%
01 02 04		13	0.1%
01 02 04 05		5	0.0%
01 02 04 05 08		1	0.0%
01 02 04 03 06 07 08		1	0.0%
01 02 04 05		154	1.5%
01 02 04 05 03 07		1	0.0%
01 02 04 05 05 08		1	0.0%
01 02 04 05 06		2	0.0%
01 02 04 05 06 07		2	0.0%
01 02 04 05 07 08		4	0.0%
01 02 04 05 08		49	0.5%
01 02 04 05 10		3	0.0%
01 02 04 06		1	0.0%
01 02 04 06 08		2	0.0%
01 02 04 08		2	0.0%
01 02 04 05		3	0.0%
01 02 05		11	0.1%
01 02 05 04		5	0.0%
01 02 05 06		2	0.0%
01 02 05 07 08		1	0.0%
01 02 05 08		1	0.0%
01 02 06		2	0.0%
01 02 06 07		2	0.0%
01 02 07		4	0.0%

File : rdc_qb_house

q307: When you arrived in this house you lived

Value	Label	Cases	Percentage
01 02 07 03		1	0.0%
01 02 08		5	0.0%
01 02 04		1	0.0%
01 02 04 05		1	0.0%
01 02 04 05		1	0.0%
01 02 05		2	0.0%
01 04		1	0.0%
01 04 03		1	0.0%
01 04 05		4	0.0%
01 04 05 08		2	0.0%
01 05 04		1	0.0%
01 06 08		1	0.0%
01 08		1	0.0%
01 02		139	1.3%
01 02 03 04 05 06 07		1	0.0%
01 02 04 05		3	0.0%
01 02 04 05 06		1	0.0%
01 02 04 05 08		1	0.0%
01 02 05		1	0.0%
01 02 01 05		1	0.0%
01 02 03		1	0.0%
01 02 03 04		5	0.0%
01 02 03 04 05		4	0.0%
01 02 03 04 05 06		2	0.0%
01 02 03 04 05 06 07		1	0.0%
01 02 03 04 05 06 07		3	0.0%
01 02 03 04 05 06 07 08		2	0.0%
01 02 03 04 05 06 08		2	0.0%
01 02 03 04 05 07		5	0.0%
01 02 03 04 08		1	0.0%
01 02 03 05 06 07		1	0.0%
01 02 03 06		1	0.0%
01 02 03 06 07		3	0.0%
01 02 03 07 06		1	0.0%
01 02 03 08		1	0.0%
01 02 04		157	1.5%
01 02 04 05		2	0.0%
01 02 04 05 08		1	0.0%

File : rdc_qb_house

q307: When you arrived in this house you lived

Value	Label	Cases	Percentage
01 02 04 0 05		1	0.0%
01 02 04 005		1	0.0%
01 02 04 05		1754	17.0%
01 02 04 05 03		3	0.0%
01 02 04 05 03 06		1	0.0%
01 02 04 05 03 06 07		4	0.0%
01 02 04 05 03 06 07 08		1	0.0%
01 02 04 05 03 07 08		1	0.0%
01 02 04 05 06		10	0.1%
01 02 04 05 06 03 07 10		1	0.0%
01 02 04 05 06 07		17	0.2%
01 02 04 05 06 07 08		4	0.0%
01 02 04 05 06 08		11	0.1%
01 02 04 05 06 10		1	0.0%
01 02 04 05 07		5	0.0%
01 02 04 05 07 06 08		1	0.0%
01 02 04 05 08		454	4.4%
01 02 04 05 08 03 06		1	0.0%
01 02 04 05 08 03 07		1	0.0%
01 02 04 05 08 07		2	0.0%
01 02 04 05 08 09		4	0.0%
01 02 04 05 08 10		2	0.0%
01 02 04 05 09		5	0.0%
01 02 04 05 09 08		2	0.0%
01 02 04 05 10		25	0.2%
01 02 04 05 7		1	0.0%
01 02 04 06		7	0.1%
01 02 04 06 07		1	0.0%
01 02 04 06 08		2	0.0%
01 02 04 07		6	0.1%
01 02 04 08		32	0.3%
01 02 04 08 05		3	0.0%

File : rdc_qb_house

q307: When you arrived in this house you lived

Value	Label	Cases	Percentage
01 02 04 08 09		1	0.0%
01 02 04 09		3	0.0%
01 02 04 10		3	0.0%
01 02 04 5		1	0.0%
01 02 05		115	1.1%
01 02 05 04		51	0.5%
01 02 05 04 06		1	0.0%
01 02 05 04 06 07 08		1	0.0%
01 02 05 04 08		10	0.1%
01 02 05 06		11	0.1%
01 02 05 06 08		2	0.0%
01 02 05 06 08 04		1	0.0%
01 02 05 07 08		1	0.0%
01 02 05 08		34	0.3%
01 02 06		5	0.0%
01 02 06 04		2	0.0%
01 02 06 05 03		1	0.0%
01 02 06 07		12	0.1%
01 02 06 08 05		1	0.0%
01 02 06 3 04 05 08		1	0.0%
01 02 07		1	0.0%
01 02 08		56	0.5%
01 02 08 04		1	0.0%
01 02 08 04 05		3	0.0%
01 02 08 05 04		1	0.0%
01 02 08 09		1	0.0%
01 02 08 10		1	0.0%
01 02 09		1	0.0%
01 02 09 05		1	0.0%
01 02 10		1	0.0%
01 020 04 05		1	0.0%
01 03		1	0.0%
01 03 04		1	0.0%
01 03 04 05 03 06 07		1	0.0%
01 03 04 05 06 07		2	0.0%
01 04		3	0.0%
01 04 02 05		2	0.0%
01 04 05		41	0.4%
01 04 05 02		3	0.0%
01 04 05 02 08		1	0.0%

File : rdc_qb_house

q307: When you arrived in this house you lived

Value	Label	Cases	Percentage
01 04 05 06		2	0.0%
01 04 05 06 07		2	0.0%
01 04 05 06 08		1	0.0%
01 04 05 07 10		1	0.0%
01 04 05 08		27	0.3%
01 04 05 08 07		1	0.0%
01 04 05 08 10		1	0.0%
01 04 05 10		3	0.0%
01 04 06 07		3	0.0%
01 04 08		4	0.0%
01 05		2	0.0%
01 05 02 04		3	0.0%
01 05 02 04 06		1	0.0%
01 05 04		3	0.0%
01 05 04 05		2	0.0%
01 05 04 06		2	0.0%
01 05 04 08		1	0.0%
01 05 08		3	0.0%
01 05 10		2	0.0%
01 06		1	0.0%
01 06 07		8	0.1%
01 06 08		1	0.0%
01 06 10		1	0.0%
01 07 08		2	0.0%
01 08		5	0.0%
01 08 04 05		8	0.1%
01 08 04 05 07 06		1	0.0%
01 08 05		1	0.0%
01 08 06 07 04 05		1	0.0%
01 10		1	0.0%
01 10 04 05		2	0.0%
01 2 05 04		1	0.0%
02		29	0.3%
02 03 04 05 06 07		1	0.0%
02 04		1	0.0%
02 04 05 08		2	0.0%
02 03 06 07		1	0.0%
02 03 06 07 08		1	0.0%
02 04		1	0.0%
02 04 05		1	0.0%
02 04 05		12	0.1%

File : rdc_qb_house

q307: When you arrived in this house you lived

Value	Label	Cases	Percentage
02 04 05 06		1	0.0%
02 04 05 08		7	0.1%
02 04 05 08 06		1	0.0%
02 04 06 07 08		2	0.0%
02 04 08		7	0.1%
02 04 05		2	0.0%
02 05		4	0.0%
02 05 04		1	0.0%
02 05 08		1	0.0%
02 06		1	0.0%
02 06 07		1	0.0%
02 08		6	0.1%
02 08 07		1	0.0%
02 08 04 05		1	0.0%
02 08 07		1	0.0%
02 01		3	0.0%
02 01 04		1	0.0%
02 01 04 05		5	0.0%
02 01 04 05 06 08		1	0.0%
02 01 04 05 07		1	0.0%
02 01 04 05 08		3	0.0%
02 01 05 04		1	0.0%
02 03		5	0.0%
02 03 04 05		1	0.0%
02 03 04 05 06 07		1	0.0%
02 03 04 05 06 07 08		1	0.0%
02 03 04 06		1	0.0%
02 03 04 06 08		1	0.0%
02 03 04 07		1	0.0%
02 03 04 07 08		1	0.0%
02 03 05 08		1	0.0%
02 03 06		1	0.0%
02 03 06 07		2	0.0%
02 03 06 07 08		1	0.0%
02 03 06 08		1	0.0%
02 03 07		2	0.0%
02 04		12	0.1%
02 04 03		1	0.0%
02 04 03 05		1	0.0%
02 04 03 05 06		1	0.0%
02 04 05		126	1.2%

File : rdc_qb_house

q307: When you arrived in this house you lived

Value	Label	Cases	Percentage
02 04 05 03		2	0.0%
02 04 05 03 07		1	0.0%
02 04 05 06		7	0.1%
02 04 05 06 03		2	0.0%
02 04 05 06 07		5	0.0%
02 04 05 06 07 08		2	0.0%
02 04 05 06 07 10		1	0.0%
02 04 05 06 08		1	0.0%
02 04 05 07		3	0.0%
02 04 05 07 08		3	0.0%
02 04 05 07 10		1	0.0%
02 04 05 08		58	0.6%
02 04 05 08 03		1	0.0%
02 04 05 08 03 06		1	0.0%
02 04 05 08 10 03		1	0.0%
02 04 05 10		1	0.0%
02 04 06		3	0.0%
02 04 06 03		1	0.0%
02 04 06 07		1	0.0%
02 04 08		16	0.2%
02 05		22	0.2%
02 05 03		1	0.0%
02 05 04		2	0.0%
02 05 04 06		1	0.0%
02 05 04 08		2	0.0%
02 05 06		1	0.0%
02 05 06 07		2	0.0%
02 05 06 07 03		1	0.0%
02 05 06 07 08		2	0.0%
02 05 06 08		2	0.0%
02 05 07 08		2	0.0%
02 05 08		17	0.2%
02 05 08 04		3	0.0%
02 05 08 07		1	0.0%
02 05 08 10		1	0.0%
02 05 10		1	0.0%
02 06		3	0.0%
02 06 04		1	0.0%
02 06 04 05		1	0.0%
02 06 05 07		1	0.0%
02 06 07		8	0.1%

File : rdc_qb_house

q307: When you arrived in this house you lived

Value	Label	Cases	Percentage
02 06 07 08		4	0.0%
02 06 07 08 05		1	0.0%
02 06 07 08 10		1	0.0%
02 06 08		4	0.0%
02 07		2	0.0%
02 07 03		1	0.0%
02 07 04 05		1	0.0%
02 07 08		2	0.0%
02 08		33	0.3%
02 08 04		1	0.0%
02 08 04 05		3	0.0%
02 08 05		1	0.0%
02 08 06		1	0.0%
02 08 06 07		1	0.0%
02 08 07		2	0.0%
02 08 10		1	0.0%
02 10		1	0.0%
03		451	4.4%
03 06		1	0.0%
03 06 07		1	0.0%
03 06 07		1	0.0%
03 06 07 08		1	0.0%
03 04 05		3	0.0%
03 05		1	0.0%
03 06		4	0.0%
03 06 07		9	0.1%
03 06 07 08		1	0.0%
03 06 07		2	0.0%
03 06 07 08		1	0.0%
03 06 07 10		1	0.0%
03 06 08		1	0.0%
03 07		1	0.0%
03 04		2	0.0%
03 04 05		4	0.0%
03 04 05 06 07 08		1	0.0%
03 04 05 06 07		1	0.0%
03 04 05 06 07 08		1	0.0%
03 04 05 08		1	0.0%
03 04 06		4	0.0%
03 04 06 07		1	0.0%
03 04 08 06 07		1	0.0%

File : rdc_qb_house

q307: When you arrived in this house you lived

Value	Label	Cases	Percentage
03 04 08 06 07 10		1	0.0%
03 05 06		3	0.0%
03 05 07		1	0.0%
03 06		32	0.3%
03 06 07		4	0.0%
03 06 07 09		1	0.0%
03 06 04		1	0.0%
03 06 04 10		2	0.0%
03 06 05		5	0.0%
03 06 07		131	1.3%
03 06 07 08		2	0.0%
03 06 07 04		2	0.0%
03 06 07 08		32	0.3%
03 06 07 08 05		1	0.0%
03 06 07 10		6	0.1%
03 06 07 08		1	0.0%
03 06 07 1		1	0.0%
03 06 08		5	0.0%
03 06 08 05		1	0.0%
03 06 07		3	0.0%
03 06 07 08		1	0.0%
03 07		30	0.3%
03 07 08		2	0.0%
03 07 06 02		1	0.0%
03 07 08		8	0.1%
03 07 10		1	0.0%
03 07 08		1	0.0%
03 08		7	0.1%
03 08 09		1	0.0%
03 08 10		1	0.0%
03 10		2	0.0%
03 01		2	0.0%
03 02		3	0.0%
03 02 04		1	0.0%
03 02 06 07		1	0.0%
03 02 10		1	0.0%
03 04		23	0.2%
03 04 06		1	0.0%
03 04 05		18	0.2%
03 04 05 06		1	0.0%
03 04 05 06 07		3	0.0%
03 04 05 06 07 10		1	0.0%

File : rdc_qb_house

q307: When you arrived in this house you lived

Value	Label	Cases	Percentage
03 04 05 07 08		1	0.0%
03 04 05 08		4	0.0%
03 04 05 10		1	0.0%
03 04 06		1	0.0%
03 04 06 07		15	0.1%
03 04 06 07 08		2	0.0%
03 04 06 08		1	0.0%
03 04 06 08 07		1	0.0%
03 04 07		4	0.0%
03 04 07 08		1	0.0%
03 04 07 08 10		1	0.0%
03 04 08		7	0.1%
03 04 09		1	0.0%
03 04 09 06		1	0.0%
03 04 10		1	0.0%
03 05		5	0.0%
03 05 06		15	0.1%
03 05 06 07		6	0.1%
03 05 06 07 08		4	0.0%
03 05 06 08		3	0.0%
03 05 07		8	0.1%
03 05 08		3	0.0%
03 06		332	3.2%
03 06 07		2	0.0%
03 06 07 08		2	0.0%
03 06 01 09		1	0.0%
03 06 02		5	0.0%
03 06 04		3	0.0%
03 06 04 08		1	0.0%
03 06 04 10		2	0.0%
03 06 05		5	0.0%
03 06 05 07		1	0.0%
03 06 05 08		4	0.0%
03 06 07		1016	9.8%
03 06 07 10		1	0.0%
03 06 07 01 02		2	0.0%
03 06 07 01 08		1	0.0%
03 06 07 02		4	0.0%
03 06 07 02 08 04		1	0.0%
03 06 07 04		5	0.0%
03 06 07 04 05		2	0.0%
03 06 07 04 08		2	0.0%
03 06 07 05		8	0.1%

File : rdc_qb_house

q307: When you arrived in this house you lived

Value	Label	Cases	Percentage
03 06 07 05 04		1	0.0%
03 06 07 08		221	2.1%
03 06 07 08 01		1	0.0%
03 06 07 08 10		2	0.0%
03 06 07 09		1	0.0%
03 06 07 10		34	0.3%
03 06 07 10 05		1	0.0%
03 06 08		49	0.5%
03 06 08 05		2	0.0%
03 06 08 07		1	0.0%
03 06 08 09		1	0.0%
03 06 08 10		1	0.0%
03 06 09		1	0.0%
03 06 10		10	0.1%
03 07		281	2.7%
03 07 02		2	0.0%
03 07 02 08		1	0.0%
03 07 04		1	0.0%
03 07 04 08		1	0.0%
03 07 05		5	0.0%
03 07 06		40	0.4%
03 07 06 08		12	0.1%
03 07 06 10		1	0.0%
03 07 08		46	0.4%
03 07 08 06		1	0.0%
03 07 08 10		2	0.0%
03 07 09		1	0.0%
03 07 10		2	0.0%
03 08		81	0.8%
03 08 04 06		2	0.0%
03 08 05 07		1	0.0%
03 08 06		2	0.0%
03 08 06 07		5	0.0%
03 08 07		5	0.0%
03 08 10		1	0.0%
03 09		5	0.0%
03 10		10	0.1%
03 10 06 07		1	0.0%
03 10 07		1	0.0%
03 10 08		1	0.0%
03 6 07		3	0.0%
03 7 06		1	0.0%
04		134	1.3%

File : rdc_qb_house

q307: When you arrived in this house you lived

Value	Label	Cases	Percentage
04 03 07		1	0.0%
04 05		4	0.0%
04 05 06 07		1	0.0%
04 05 06 07 08		1	0.0%
04 05 08		2	0.0%
04 08		15	0.1%
04 02		1	0.0%
04 02 08		2	0.0%
04 03		1	0.0%
04 03 07 08		1	0.0%
04 05		20	0.2%
04 05 06		1	0.0%
04 05 06 07		2	0.0%
04 05 06 08		2	0.0%
04 05 06 08 03		1	0.0%
04 05 07		1	0.0%
04 05 07 06		1	0.0%
04 05 07 08		1	0.0%
04 05 08		34	0.3%
04 05 08 10		2	0.0%
04 05 10		2	0.0%
04 06		3	0.0%
04 06 07		2	0.0%
04 06 07 08		3	0.0%
04 07		1	0.0%
04 08		80	0.8%
04 08 02		1	0.0%
04 08 05		1	0.0%
04 08 06		1	0.0%
04 08 10		2	0.0%
04 09		2	0.0%
04 09 10		1	0.0%
04 10		11	0.1%
05		99	1.0%
05 10		1	0.0%
05 06 07		1	0.0%
05 07 08		2	0.0%
05 08		9	0.1%
05 10		2	0.0%
05 01 02 04		2	0.0%
05 02		1	0.0%
05 02 04 08		1	0.0%
05 03		2	0.0%

File : rdc_qb_house

q307: When you arrived in this house you lived

Value	Label	Cases	Percentage
05 03 06 07		2	0.0%
05 03 06 07 08		1	0.0%
05 04		7	0.1%
05 04 08		4	0.0%
05 04 08 07 06		1	0.0%
05 06 07		9	0.1%
05 06 08		3	0.0%
05 07		3	0.0%
05 07 08		2	0.0%
05 08		78	0.8%
05 08 02 04 03 06		1	0.0%
05 08 04		1	0.0%
05 08 06 07		1	0.0%
05 08 10		2	0.0%
05 09		1	0.0%
05 09 08		1	0.0%
05 09 08		1	0.0%
05 10		7	0.1%
05 10 08		1	0.0%
05 8		1	0.0%
06		31	0.3%
06 07 08		1	0.0%
06 07		7	0.1%
06 07 08		1	0.0%
06 08		1	0.0%
06 02		1	0.0%
06 03		7	0.1%
06 03 02		1	0.0%
06 03 07		7	0.1%
06 03 08		1	0.0%
06 04		3	0.0%
06 06 07		2	0.0%
06 07		109	1.1%
06 07 01 02 04 05		1	0.0%
06 07 01 02 05		1	0.0%
06 07 02 05		1	0.0%
06 07 03		4	0.0%
06 07 04		1	0.0%
06 07 04 05		1	0.0%
06 07 04 08		1	0.0%
06 07 05		1	0.0%
06 07 05 08		1	0.0%

File : rdc_qb_house

q307: When you arrived in this house you lived

Value	Label	Cases	Percentage
06 07 08		25	0.2%
06 07 08 02		1	0.0%
06 07 08 04		1	0.0%
06 07 08 10		1	0.0%
06 07 10		4	0.0%
06 08		9	0.1%
06 08 10		1	0.0%
06 10		5	0.0%
07		47	0.5%
07 08		2	0.0%
07 02 04 05		1	0.0%
07 03		1	0.0%
07 08		1	0.0%
07 01 02 04 05		1	0.0%
07 03		2	0.0%
07 05		2	0.0%
07 06		2	0.0%
07 06 04 05		1	0.0%
07 06 10		1	0.0%
07 07 08		1	0.0%
07 08		16	0.2%
07 10		3	0.0%
08		713	6.9%
08 04 10		1	0.0%
08 03		1	0.0%
08 06 07		1	0.0%
08 07		1	0.0%
08 01		1	0.0%
08 01 05 04		1	0.0%
08 02		7	0.1%
08 02 04 05		2	0.0%
08 03		4	0.0%
08 03 06		2	0.0%
08 03 06 07		3	0.0%
08 03 07		5	0.0%
08 04		5	0.0%
08 04 05		6	0.1%
08 05		7	0.1%
08 06		2	0.0%
08 06 07		1	0.0%
08 06 07 04		1	0.0%
08 07		2	0.0%
08 09		6	0.1%

File : rdc_qb_house

q307: When you arrived in this house you lived

Value	Label	Cases	Percentage
08 09 03 06 07		1	0.0%
08 10		42	0.4%
08 10 06		1	0.0%
09		213	2.1%
09 03		1	0.0%
09 03 06		1	0.0%
09 03 10		1	0.0%
09 07		1	0.0%
09 08		1	0.0%
09 10		9	0.1%
1		1	0.0%
1 2 4 5		1	0.0%
1 02 04 05		1	0.0%
1 02 07		1	0.0%
1 2 4		1	0.0%
1 2 4 5		4	0.0%
1 2 4 5 8		1	0.0%
1 2 4 8		1	0.0%
1 2 8		1	0.0%
1 4 8		1	0.0%
10		217	2.1%
10 02 04 05		1	0.0%
10 03 06 07		1	0.0%
10 07		1	0.0%
10 09		3	0.0%
10 1 4 5		1	0.0%
2		4	0.0%
2 1 5 4 8		1	0.0%
2 1 5 8 4		1	0.0%
2 4 5 8		1	0.0%
2 7		1	0.0%
3		21	0.2%
3 6		1	0.0%
3 6 7		8	0.1%
3 7		2	0.0%
3 7 6		3	0.0%
3 7 6 8		2	0.0%
4		2	0.0%
4 5		1	0.0%
5		8	0.1%
8		17	0.2%
8 1 2 4 5		1	0.0%
8 7		1	0.0%

File : rdc_qb_house

q307: When you arrived in this house you lived

Value	Label	Cases	Percentage
9		14	0.1%
.b		29	

Warning: these figures indicate the number of cases found in the data file. They cannot be interpreted as summary statistics of the population of interest.

q307_0: When you arrived in this house you lived: Alone

Information	[Type= discrete] [Format=numeric] [Range= 0-1] [Missing=*]
Statistics [NW/ W]	[Valid=10361 /-] [Invalid=0 /-]
Literal question	307. When you arrived in this house you lived... Alone
Interviewer's instructions	Read

Value	Label	Cases	Percentage
0	No	9526	91.9%
1	Yes	835	8.1%

Warning: these figures indicate the number of cases found in the data file. They cannot be interpreted as summary statistics of the population of interest.

q307_1: When you arrived in this house you lived: With father

Information	[Type= discrete] [Format=numeric] [Range= 0-1] [Missing=*]
Statistics [NW/ W]	[Valid=10361 /-] [Invalid=0 /-]
Literal question	307. When you arrived in this house you lived... With your father
Interviewer's instructions	Read

Value	Label	Cases	Percentage
0	No	6791	65.5%
1	Yes	3570	34.5%

Warning: these figures indicate the number of cases found in the data file. They cannot be interpreted as summary statistics of the population of interest.

q307_2: When you arrived in this house you lived: With mother

Information	[Type= discrete] [Format=numeric] [Range= 0-1] [Missing=*]
Statistics [NW/ W]	[Valid=10361 /-] [Invalid=0 /-]
Literal question	307. When you arrived in this house you lived... With your mother
Interviewer's instructions	Read

Value	Label	Cases	Percentage
0	No	6406	61.8%
1	Yes	3955	38.2%

Warning: these figures indicate the number of cases found in the data file. They cannot be interpreted as summary statistics of the population of interest.

q307_3: When you arrived in this house you lived: With partner(s)

Information	[Type= discrete] [Format=numeric] [Range= 0-1] [Missing=*]
Statistics [NW/ W]	[Valid=10361 /-] [Invalid=0 /-]
Literal question	307. When you arrived in this house you lived... With your partner(s)/spouse(s)
Interviewer's instructions	Read

Value	Label	Cases	Percentage
0	No	7003	67.6%

File : rdc_qb_house

q307_3: When you arrived in this house you lived: With partner(s)

Value	Label	Cases	Percentage
1	Yes	3358	32.4%

Warning: these figures indicate the number of cases found in the data file. They cannot be interpreted as summary statistics of the population of interest.

q307_4: When you arrived in this house you lived: With brother(s)

Information	[Type= discrete] [Format=numeric] [Range= 0-1] [Missing=*]
Statistics [NW/ W]	[Valid=10361 /-] [Invalid=0 /-]
Literal question	307. When you arrived in this house you lived... With one or several brothers
Interviewer's instructions	Read

Value	Label	Cases	Percentage
0	No	6446	62.2%
1	Yes	3915	37.8%

Warning: these figures indicate the number of cases found in the data file. They cannot be interpreted as summary statistics of the population of interest.

q307_5: When you arrived in this house you lived: With sister(s)

Information	[Type= discrete] [Format=numeric] [Range= 0-1] [Missing=*]
Statistics [NW/ W]	[Valid=10361 /-] [Invalid=0 /-]
Literal question	307. When you arrived in this house you lived... With one or several sisters
Interviewer's instructions	Read

Value	Label	Cases	Percentage
0	No	6538	63.1%
1	Yes	3823	36.9%

Warning: these figures indicate the number of cases found in the data file. They cannot be interpreted as summary statistics of the population of interest.

q307_6: When you arrived in this house you lived: With son(s)

Information	[Type= discrete] [Format=numeric] [Range= 0-1] [Missing=*]
Statistics [NW/ W]	[Valid=10361 /-] [Invalid=0 /-]
Literal question	307. When you arrived in this house you lived... With your son(s)
Interviewer's instructions	Read

Value	Label	Cases	Percentage
0	No	7697	74.3%
1	Yes	2664	25.7%

Warning: these figures indicate the number of cases found in the data file. They cannot be interpreted as summary statistics of the population of interest.

q307_7: When you arrived in this house you lived: With daughter(s)

Information	[Type= discrete] [Format=numeric] [Range= 0-1] [Missing=*]
Statistics [NW/ W]	[Valid=10361 /-] [Invalid=0 /-]
Literal question	307. When you arrived in this house you lived... With your daughter(s)
Interviewer's instructions	Read

Value	Label	Cases	Percentage
0	No	7822	75.5%
1	Yes	2539	24.5%

File : rdc_qb_house**# q307_7: When you arrived in this house you lived: With daughter(s)**

Warning: these figures indicate the number of cases found in the data file. They cannot be interpreted as summary statistics of the population of interest.

q307_8: When you arrived in this house you lived: With another parent

Information [Type= discrete] [Format=numeric] [Range= 0-1] [Missing=*]

Statistics [NW/ W] [Valid=10361 /-] [Invalid=0 /-]

Literal question 307. When you arrived in this house you lived...
With another relative

Interviewer's instructions Read

Value	Label	Cases	Percentage
0	No	7625	73.6%
1	Yes	2736	26.4%

Warning: these figures indicate the number of cases found in the data file. They cannot be interpreted as summary statistics of the population of interest.

q307_9: When you arrived in this house you lived: With friend(s)

Information [Type= discrete] [Format=numeric] [Range= 0-1] [Missing=*]

Statistics [NW/ W] [Valid=10361 /-] [Invalid=0 /-]

Literal question 307. When you arrived in this house you lived...
With one or several friends

Interviewer's instructions Read

Value	Label	Cases	Percentage
0	No	10069	97.2%
1	Yes	292	2.8%

Warning: these figures indicate the number of cases found in the data file. They cannot be interpreted as summary statistics of the population of interest.

q307_10: When you arrived in this house you lived: With other

Information [Type= discrete] [Format=numeric] [Range= 0-1] [Missing=*]

Statistics [NW/ W] [Valid=10361 /-] [Invalid=0 /-]

Literal question 307. When you arrived in this house you lived...
Other

Interviewer's instructions Read

Value	Label	Cases	Percentage
0	No	9888	95.4%
1	Yes	473	4.6%

Warning: these figures indicate the number of cases found in the data file. They cannot be interpreted as summary statistics of the population of interest.

q307_NR: When you arrived in this house you lived: With ... no answer

Information [Type= discrete] [Format=numeric] [Range= 0-1] [Missing=*]

Statistics [NW/ W] [Valid=10361 /-] [Invalid=0 /-]

Literal question 307. When you arrived in this house you lived...
No answer

Interviewer's instructions Read

Value	Label	Cases	Percentage
0	No	10332	99.7%
1	Yes	29	0.3%

Warning: these figures indicate the number of cases found in the data file. They cannot be interpreted as summary statistics of the population of interest.

File : rdc_qb_house

q307_a: Specify the other relative

Information [Type= discrete] [Format=character] [Missing=*/.b]

Statistics [NW/ W] [Valid=2585 /-] [Invalid=6 /-]

Universe If q307_8 in 1

Literal question 307. When you arrived in this house you lived...
With another relative => Specify

q307_b: Specify the other person

Information [Type= discrete] [Format=character] [Missing=*/.b]

Statistics [NW/ W] [Valid=526 /-] [Invalid=1 /-]

Universe If q307_10 in 1

Literal question 307. When you arrived in this house you lived...
Other => Specify

Value	Label	Cases	Percentage
02		1	0.2%
1		1	0.2%
10 COLEGUES MILITAIRES EN FORMATION		1	0.2%
10 LES GENS QUI TRAVAILLENT DANS LE CHANTIER		1	0.2%
2		13	2.5%
2 cousins		1	0.2%
4 ENFANTS DU CONJOINTS ET SON NEVEU		1	0.2%
8 NEVEUX NIECES		1	0.2%
A L'INTERNAT DE FILLES LUILA		1	0.2%
AMI A MON PERE		2	0.4%
AMI DE LA GRANDE SÂ'UR		1	0.2%
AMI DE MON MARI		1	0.2%
AMI DE MON PÂ'RE		1	0.2%
AMI DU GRAND FRERE		1	0.2%
AMIE DE MA MAMAN		1	0.2%
AMIS		2	0.4%
AUTRE EPOUX DE MAMAN		1	0.2%

File : rdc_qb_house

q307_b: Specify the other person

Value	Label	Cases	Percentage
AUTRES EDUTIANTES		1	0.2%
AVEC LES COLLEGUES DE SERVICE		1	0.2%
AVEC SON GRAND FRERE		1	0.2%
AVEC UNE EQUIPE DE TRAVAILLEUR:		1	0.2%
Ami		1	0.2%
Ami de mon frere		1	0.2%
Autre famille qui les hebergeait		1	0.2%
Autres Demandeurs d'Asile		1	0.2%
Autres amis etudiants en colloc		1	0.2%
Autres dem. d'asile		1	0.2%
Autres demandeurs d'asile		6	1.1%
Autres eleves		3	0.6%
Autres etudiants		2	0.4%
Autres internes		6	1.1%
Autres internes de ma promotion		1	0.2%
Autres refugies		3	0.6%
Autres residents du centre pour refugies		1	0.2%
Autres sÅ“urs		7	1.3%
Autres sÅ“urs du couvent		4	0.8%
Avec d'autres demandeurs d'asile		2	0.4%
Avec d'autres eleves / internat		1	0.2%
Avec sÅ“urs (religieuses)		1	0.2%
BEAU FRERE		3	0.6%
BEAU FRERE DU MARI ET SES ENFANTS		1	0.2%
BEAU FRERE ER BELLE SÅ“UR		2	0.4%

File : rdc_qb_house

q307_b: Specify the other person

Value	Label	Cases	Percentage
BEAU FRERE ET BELLE SÃ'UR		1	0.2%
BEAU FRERE ET PETITS FILS		2	0.4%
BEAU FRERE ET SES ENFANTS		3	0.6%
BEAU FRERE ET SES NEVEUX		1	0.2%
BEAU FRERE GRANDE SÃ'UR NEVEUX ET NIECES		1	0.2%
BEAU PÃ'RE		1	0.2%
BEAU PÃ'RE BELLE MERE		1	0.2%
BEAUX FRERE		1	0.2%
BEAUX FRERE NEVEUX NIECES		1	0.2%
BEAUX FRERES		1	0.2%
BEAUX FRERES ET NEVEUX		2	0.4%
BEAUX PARENTS BELLES SÃ'URS BEAUX FRERES		1	0.2%
BELLE FILLE		1	0.2%
BELLE FAMILLE		5	1.0%
BELLE FAMILLE(PÃ'RI DU CONJOINT)		1	0.2%
BELLE FILLE DU CHEF DE MENAGE		1	0.2%
BELLE MERE BELLE SÃ'UR BEAU FRERE		1	0.2%
BELLE MERE ET SES PETITS FILS ET FILLES		1	0.2%
BELLE SÃ'UR		3	0.6%
BELLE SÃ'UR NEVEUX NIECE		1	0.2%

File : rdc_qb_house

q307_b: Specify the other person

Value	Label	Cases	Percentage
BELLE SÅ'UR ET SES ENFANTS		1	0.2%
BELLE SÅ'UR NEUVEUX ET NIECES		1	0.2%
BELLE SÅ'UR NIECES ET NEVEUX		2	0.4%
BELLE SÅ'UR ET NEVEUX		1	0.2%
BELLES SÅ'URS ET NIECES		1	0.2%
C AUTRES BOUSIERS AVEC QUI NOUS AVONS QUITTE BANDUNDU ET D AUTRES PROVINCES		1	0.2%
CAMARADES		1	0.2%
CAMP MILITAIRE		1	0.2%
CASERNE		1	0.2%
CASERNE CAMPS KOKOLO		1	0.2%
CHEZ FILLE AVEC SES DEUX ENFANTS		1	0.2%
CO- LOCATAIRES		1	0.2%
COLLEGUES DE SERVICE		1	0.2%
COLOCATAIRE		1	0.2%
CONJOINT ET ENFANT DE MA SÅ'UR		1	0.2%
COUSIN		5	1.0%
COUSIN , TANTE		1	0.2%
COUSIN BELLE SÅ'UR NEVEUX		1	0.2%
COUSIN COUSINE		2	0.4%
COUSIN ET COUSINE		2	0.4%

File : rdc_qb_house

q307_b: Specify the other person

Value	Label	Cases	Percentage
COUSIN SA FEMME ET SES ENFANTS		3	0.6%
COUSINE		2	0.4%
COUSINE BEAUX FRERE		1	0.2%
COUSINE ET DEUX SÅ'URS DE LA MARATRE		1	0.2%
COUSINES		4	0.8%
COUSINS		8	1.5%
COUSINS COUSINES		6	1.1%
COUSINS ET COUSINES		18	3.4%
COUSINS NOEVEUX		1	0.2%
COUVENT DES SÅ'URS CATHOLIQUES		1	0.2%
Camarades		1	0.2%
Centre a d. asile		1	0.2%
Centre d'hebergement des refugies		1	0.2%
Centre de refugies		1	0.2%
Centre des demandeurs d'asile		1	0.2%
Centre pour refugies Chanterclair		1	0.2%
Chez les sÅ'urs		1	0.2%
Colocataire		1	0.2%
Communaute de religieuses		1	0.2%
Confreres de la congregation		3	0.6%
Confreres de la ocngregation		1	0.2%
Consoeurs		3	0.6%
Copains de son frere		1	0.2%
Couvent Grand Seminaire		1	0.2%
Couvent Grand seminaire		1	0.2%
Cure et vicaire de paroisse		1	0.2%

File : rdc_qb_house

q307_b: Specify the other person

Value	Label	Cases	Percentage
DANS UN CAMP MILITAIRE		1	0.2%
DANS UNE FAMILLE MALIENNE		1	0.2%
DEMI FRERE MARATRE		1	0.2%
DEMI FRERE MERATRE		1	0.2%
DEUXIEME CONJOINTE DE MON PÃ^RE		1	0.2%
DEUXIEME CONJOPINTE DE MON PÃ^RE		1	0.2%
DOMESTIQUES		1	0.2%
Dans un centre d'accueil avec d'autres femmes		1	0.2%
Demandeurs d'asile		1	0.2%
Des religieuse Au couvent		1	0.2%
Des religieuses		1	0.2%
EGLISE		1	0.2%
ENFANT A MON AMI		2	0.4%
ENFANT DE LEPOUSE		1	0.2%
ENFANT DE MON MARIE		1	0.2%
ENFANT DU CHEF DE MENAGE		1	0.2%
ENFANTS DE MA SÃ^UR		1	0.2%
ENFANTS DU CONJOINT		1	0.2%
EPOUSE DE L AMI		1	0.2%
EPOUSE DU GRAND FRERE UN NEVEU		1	0.2%
EQUIPE DE FOOT BALL		2	0.4%
ET BEAU FRERE BELLESOEUR		1	0.2%

File : rdc_qb_house

q307_b: Specify the other person

Value	Label	Cases	Percentage
ET SON MARI NEUVEU ET PETITE SÅ'UR		1	0.2%
Enfant confie		1	0.2%
Enfant de l'orphelinat		1	0.2%
Etudiant de l'internat		1	0.2%
FAMILLE MATERNELLE		1	0.2%
FEMME DE MO PÅ'RE		1	0.2%
FEMME DE MON FRERE		1	0.2%
FRERE D UN AMI		1	0.2%
FRERE DE L EPOUX		1	0.2%
FRERE EN CHRIST		2	0.4%
FRERE EN CHRITS		1	0.2%
FRERES EN CHRIST		1	0.2%
FRERES ET SÅ'URS DE MOPN CONJOINT		1	0.2%
Famille d'accuel		1	0.2%
Famille de l'ami		1	0.2%
Femme de son ami		1	0.2%
Femme du pere		1	0.2%
Foyer d'etudiants		1	0.2%
GRAND FRERE		1	0.2%
GRAND FRERE ET SA FAMILLE		1	0.2%
GRAND MERE		3	0.6%
GRAND PÅ'RE		1	0.2%
GRANDE SÅ'UR ET SON MARI		1	0.2%
Grands seminaristes		1	0.2%
HABITAIT AVEC SES AMIS		1	0.2%
HOME ISTM		1	0.2%
Home des etudiantes		1	0.2%

File : rdc_qb_house

q307_b: Specify the other person

Value	Label	Cases	Percentage
INTERNANT		1	0.2%
INTERNANT AVEC D'AUTRES PERSONNE (ELEVES)		1	0.2%
INTERNANT AVEC D'AUTRES PERSONNES (ELEVES)		1	0.2%
INTERNAT		1	0.2%
Il a ete accueilli chez un ami a son frere		1	0.2%
Infirmier		4	0.8%
Internat		6	1.1%
Internat "le petit seminaire"		1	0.2%
Internat avec des etudiants		1	0.2%
Internat de sÅ“urs		1	0.2%
Internat, d'autres internes (eleves)		1	0.2%
L ENFANT DE LA SÅ“UR DE PAPA FELICIEN		1	0.2%
LA FAMILLE DE L ONCLE		1	0.2%
LA FAMILLE DE L ONCLE MATERNEL		1	0.2%
LA FAMILLE DE MON ONCLE		1	0.2%
LA FAMILLE DE SON PATRON		1	0.2%
LA FAMILLE DU MARIE		1	0.2%
LA FEMME DE MON AMI		1	0.2%
LA FEMME DE MON MARI ET SES ENFANTS		1	0.2%
LA FEMME ET LES ENFANTS DE L ONCLE		1	0.2%
LA NIECE DE MON MARI		1	0.2%
LES AMIS		1	0.2%

File : rdc_qb_house

q307_b: Specify the other person

Value	Label	Cases	Percentage
LES ENFANTS		1	0.2%
LES ENFANTS ADOPTIFS		1	0.2%
LES ENFANTS DE LA BELLE SÅ'UR DU CM		3	0.6%
LES ENFANTS DE SON GRAND FRERE ET PETIT FRERE		1	0.2%
LES FRERE ET SÅ'URS DE SON EPOUSE ET LEUR PARENTS		1	0.2%
LES FRERE ET SÅ'URS DE SON EPOUX E LEURS PARENTS		1	0.2%
LES FRERES ET SÅ'URS DE SON EPOUSE		1	0.2%
LES PARENTS DU CONJOINT		1	0.2%
LOCATAIRES		1	0.2%
LOGE PAR L UNIVERSITE AU HOME		1	0.2%
Les deux autres femmes de mon pere		1	0.2%
Logement social : 4 demandeurs d'asile dans l'appartement		1	0.2%
MA PETITE SÅ'UR		1	0.2%
MARI DE MA MERE		1	0.2%
MARI ET ENFANTS DE MA SÅ'UR		1	0.2%
MATERNELLE		1	0.2%
MEILLEUR AMI DE SON PÅ`RE		1	0.2%
MON AMI SA FEMME ET SES ENFANTS		1	0.2%
MON EPOUSE		1	0.2%

File : rdc_qb_house

q307_b: Specify the other person

Value	Label	Cases	Percentage
Membre d'un congregation religieuse		1	0.2%
Membre d'une congregation religieuse		2	0.4%
NEVEU DE SON MARI		1	0.2%
NEVEUS ET NIECES		1	0.2%
NEVEU DE SON MARI		1	0.2%
NEVEU DU PERE DE EGO		1	0.2%
NEVEU ET NIECE		3	0.6%
NEVEU ET NIECE DU CONJOINT		1	0.2%
NEVEU NIECE ET BEAU FRERE		1	0.2%
NEVEUX ET NIECES		2	0.4%
NEVEUX		5	1.0%
NEVEUX DU CONJOINT		1	0.2%
NEVEUX ET NIECES		7	1.3%
NEVEUX NIECES IET UNE AMIE		1	0.2%
NIECE		10	1.9%
NIECE DE SON EPOUX		1	0.2%
NIECE ET NEVEU		1	0.2%
NIECES		3	0.6%
NIECES ET NEVEUX		1	0.2%
NIECES NEVEUX		2	0.4%
NIECES NEVEUX ET COUSINS		1	0.2%
Neveux		1	0.2%
ONCLE		1	0.2%
ONCLE MATERNEL		1	0.2%
ONCLE MATERNEL		7	1.3%

File : rdc_qb_house

q307_b: Specify the other person

Value	Label	Cases	Percentage
ONCLE PATERNEL ET SA FEMME		1	0.2%
ONCLE, COUSINS, COUSINES ET TANTE		1	0.2%
ONCLE,TANTE, COUSINS, COUSINES		1	0.2%
ONCLES COUSINS		1	0.2%
PASTEUR		1	0.2%
PASTEUR ,FREF ET SÂ'UR DE L EGLISE		1	0.2%
PASTEUR DE L EGLISE		2	0.4%
PASTEUR DE L EGLISE,FRERE ET SÂ'UR DE L EGLISE		1	0.2%
PASTEUR DE LEGLISE		1	0.2%
PATRON		1	0.2%
PATRON ET SA FAMILLE		1	0.2%
PER ADOPTIF		1	0.2%
PETIT FILS		7	1.3%
PETIT FILS ET PETIT FILLES		1	0.2%
PETIT FILS PETITE FILLE BELLE FILLE		1	0.2%
PETIT FRERE		1	0.2%
PETITE FILLE		9	1.7%
PETITE SÂ'UR DE MAMAN EGO		1	0.2%
PETITE SÂ'UR ET NEVEU		1	0.2%
PETITES FILLES		1	0.2%
PETITS FILS		5	1.0%
PETITS FILS DU CONJOINT		1	0.2%
PETITS FILS ET FILLES		1	0.2%
PETITS FILS ET FILS		1	0.2%

File : rdc_qb_house

q307_b: Specify the other person

Value	Label	Cases	Percentage
PETITS FILS ET PETITES FILLES		9	1.7%
Pensionnaires internat		3	0.6%
PÃRE NOURRICIER		3	0.6%
RESTE A L UNIVERSITE (ISC)		1	0.2%
Religieuses		1	0.2%
SA BELLE FILLE		1	0.2%
SA BELLE SÃUR ET SES ENFANTS		1	0.2%
SA BELLE SÃURS ET SES ENFANTS		1	0.2%
SES ENFANTS		1	0.2%
SON CONJOINT		1	0.2%
SON EPOUSE ET ENFANT DE SON AMI		1	0.2%
SON FRERE SES FEMMES ET SES ENFANTS		1	0.2%
SON MARI ET SES ENFANTS		1	0.2%
SON PATRON		1	0.2%
Sentinelle		3	0.6%
SÃURS DE L'EGLISE		1	0.2%
TANTE MATERNELLE		1	0.2%
TANTE, SON MARI, COUSINS ET COUSINES		1	0.2%
TANTES		1	0.2%
TANTES MATERNELLES		1	0.2%
Tuteur		1	0.2%
UN AMI ET SA FAFILLE		1	0.2%
UN AMI ET SON CONJOINT		1	0.2%
UNE FILLE ENGROSSE		1	0.2%

File : rdc_qb_house

q307_b: Specify the other person

Value	Label	Cases	Percentage
PAR UN NEVEU			
UNE FILLE ENROSSEE PAR UN NEVEU ET SA FILLE		1	0.2%
UNE SÅ'UR EN CHRIST		1	0.2%
Un garçon de course qui l'aidait		1	0.2%
Un sentinelle		1	0.2%
Une connaissance		1	0.2%
Une connaissance (amie de mon frere)		1	0.2%
amis		1	0.2%
autres clandestins		1	0.2%
autres demandeurs d'asile		4	0.8%
autres demandeurs d'asile (petit chateau)		1	0.2%
autres demandeurs d'asiles		1	0.2%
autres detenus de la prison		1	0.2%
autres eleves		5	1.0%
autres enfants internes		1	0.2%
autres internes		7	1.3%
autres militaires		1	0.2%
autres pensionnaires		1	0.2%
autres religieuses		4	0.8%
autres residents du centre		1	0.2%
autres soldats		1	0.2%
avec des etudiants		1	0.2%
avec religieuses		5	1.0%
avec sÅ'urs/ religieuses		1	0.2%

File : rdc_qb_house

q307_b: Specify the other person

Value	Label	Cases	Percentage
beaux-parents, freres et sÅ“urs, conjoint		1	0.2%
belle famille (freres et sÅ“urs de mon futur conjoint)		1	0.2%
camarades		1	0.2%
chez les sÅ“urs en internat		1	0.2%
collegue de service		1	0.2%
colocataire		1	0.2%
colocataires au seminaire		1	0.2%
communaute religieuse		2	0.4%
confreres, peres		1	0.2%
connaissance de la famille		1	0.2%
d'autres eleves a l'internat		2	0.4%
dans une communaute religieuse (autres religions)		1	0.2%
domestiques		1	0.2%
enfants du mari		1	0.2%
futur conjoint		1	0.2%
grand seminaire		1	0.2%
grandn seminaire		1	0.2%
home		1	0.2%
internat		6	1.1%
internes (internat)		1	0.2%
maison d'accueil		1	0.2%
personnes demunies		1	0.2%
religieuses (communaute internationale de religieuses)		1	0.2%
residents heberges par la croix rouge		1	0.2%
un autre etudiant (kot)		1	0.2%
une autre religieuse		1	0.2%
une connaissance		1	0.2%

File : rdc_qb_house

q307_b: Specify the other person

Value	Label	Cases	Percentage
.b		1	

Warning: these figures indicate the number of cases found in the data file. They cannot be interpreted as summary statistics of the population of interest.

q308: Who was at the that time the head of the HH

Information	[Type= discrete] [Format=numeric] [Range= 1-2147483624] [Missing=*]
Statistics [NW/ W]	[Valid=9496 /-] [Invalid=865 /-]
Universe	If q307 not in 0
Literal question	308. Who was at that time (when you arrived) the head of household?
Interviewer's instructions	(multiple responses possible)

Value	Label	Cases	Percentage
1	Yourself	1943	20.5%
2	Someone else	7427	78.2%
12	Yourself and someone else	126	1.3%
Sysmiss		865	

Warning: these figures indicate the number of cases found in the data file. They cannot be interpreted as summary statistics of the population of interest.

q309: And you were yourself

Information	[Type= discrete] [Format=numeric] [Range= 1-2147483624] [Missing=*]
Statistics [NW/ W]	[Valid=10345 /-] [Invalid=16 /-]
Literal question	309. And you were yourself:
Post-question	If q309 not in 1 => 311

Value	Label	Cases	Percentage
1	Living rent free	7091	68.5%
2	Tenant or participating in payment of rent	2450	23.7%
3	Owner or leaseholder	504	4.9%
4	Resident in a hostel (workers), student residence	169	1.6%
5	Other, Specify	131	1.3%
Sysmiss		16	

Warning: these figures indicate the number of cases found in the data file. They cannot be interpreted as summary statistics of the population of interest.

q309p: Specify q309

Information	[Type= discrete] [Format=character] [Missing=*/,a/.b]
Statistics [NW/ W]	[Valid=122 /-] [Invalid=2840 /-]
Universe	If q309 in 5
Literal question	309. And you were yourself: Other => Specify

Value	Label	Cases	Percentage
AIDE SOCIALE		1	0.8%
CARRIERE		2	1.6%
CO POPRIETAIRE		1	0.8%
CO PROPRIETAIRE		1	0.8%
CO PROPRIETAIRE		21	17.2%

File : rdc_qb_house

q309p: Specify q309

Value	Label	Cases	Percentage
CO-PROPRIETAIRE		4	3.3%
CONCESSION FAMILIALE		1	0.8%
COPROPRIETAI		1	0.8%
CPAS		1	0.8%
DANS LA PARCELLE FAMILIALE		1	0.8%
DANS LA PARRCELLE DE SA BELLE FAMILLE		1	0.8%
EGLISE		2	1.6%
ETUDIANTE A L INTERNAT		1	0.8%
En internat - Pensionnat		1	0.8%
GARDAIT LA PARCELLE D UN COUSIN		1	0.8%
HEBERGE PAR SON BEAU FILS		1	0.8%
HOME DES ETUDIANTS		2	1.6%
HOTEL		1	0.8%
INTERNAT		5	4.1%
Internat		1	0.8%
L INTERNAT		1	0.8%
LA MAISON DE L ECCOLE		1	0.8%
LA MAISON DE L ECOLE LA OU IL TRAVAILLAIT		1	0.8%
LA PARCELLE FAMILIALE		1	0.8%
LOGE AU HOME PAR L UNIVERSITE		1	0.8%
LOGE PAR LA SOCIETE		1	0.8%
LOGE PAR NASS		1	0.8%
LOGER A L HOTEL PAR UNE CONNAISSANC		1	0.8%
LOGER AU CAMP MILLITAIRE		1	0.8%

File : rdc_qb_house

q309p: Specify q309

Value	Label	Cases	Percentage
LOGER PAR LA SOCIETE		2	1.6%
LOGER PAR LE MINISTERE DE L'ENSEIGNEMENT		1	0.8%
MAISON FAMILIALE		19	15.6%
Maison sociale. Elle etait a la rue et dc elle est partie ac fils et fille ds ce centre		1	0.8%
Missionnaires payaient		1	0.8%
PARCELLE FAMILIALE		2	1.6%
PARCELLE FAMILIALE		1	0.8%
POUR RAISON D'ETUDES		1	0.8%
PRISE EN CHARGE PAR LA SECURITE SOCIALE		1	0.8%
PRISE EN CHARGE PAR L'ENTREPRISE		2	1.6%
PRISE EN CHARGE PAR LA SECURITE SOCIALE		1	0.8%
PRISE EN CHARGE PAR LA SECURITE SOCIALE		5	4.1%
PRISE EN CHARGE PAR LE GOUVERNEMENT ZAIROIS ET LA BELGIQUE		1	0.8%
Pensionnaire (internat)		2	1.6%
Pensionnaire internat		1	0.8%
RAISON FAMILIAL		1	0.8%
RAISON FAMILIALE		1	0.8%
Refugie dans le centre		1	0.8%
SECURITE SOCIALE		3	2.5%
UNE MAISON QUE J'AVAIS		1	0.8%

File : rdc_qb_house

q309p: Specify q309

Value	Label	Cases	Percentage
CONSTRUITE AU PLATEAU DES BATEKE			
couvent (paroisse)		3	2.5%
couvent paroisse		1	0.8%
grand seminaire		2	1.6%
internat		5	4.1%
le centre pour refuije enlevait le loyer du salaire		1	0.8%
loge par l'employeur		1	0.8%
ma grande soeur		1	0.8%
paroisse		1	0.8%
.		2832	
.a		1	
.b		7	

Warning: these figures indicate the number of cases found in the data file. They cannot be interpreted as summary statistics of the population of interest.

q310: You were housed by

Information	[Type= discrete] [Format=numeric] [Range= 1-2147483624] [Missing=*]
Statistics [NW/ W]	[Valid=7037 /-] [Invalid=3324 /-]
Universe	If q309 in 1
Literal question	310. You were housed by...

Value	Label	Cases	Percentage
1	Your partner, owner of the house	327	4.6%
2	Your partner, not owner of the house	917	13.0%
3	Your parents who were owners	2525	35.9%
4	Your parents who were not owners	1101	15.6%
5	Another member of the family	1530	21.7%
6	A friend	101	1.4%
7	Other, specify	536	7.6%
Sysmiss		3324	

Warning: these figures indicate the number of cases found in the data file. They cannot be interpreted as summary statistics of the population of interest.

q310_a: Specify the other who housed you

Information	[Type= discrete] [Format=character] [Missing=*./b]
Statistics [NW/ W]	[Valid=431 /-] [Invalid=2758 /-]
Universe	If q309 in 1 If q310 in 7
Literal question	310. You were housed by... Other => Specify

Value	Label	Cases	Percentage
%MAISON DE L ETAT		1	0.2%

File : rdc_qb_house

q310_a: Specify the other who housed you

Value	Label	Cases	Percentage
AGENT A LA GECAMINE		1	0.2%
AMI		1	0.2%
AMI DE MON PÃˆRE		1	0.2%
AMI DE SON PÃˆRE		1	0.2%
APPARTEMENT		1	0.2%
ARMEE		2	0.5%
ARMEE CONGOLAISE		4	0.9%
ARMEE DU CONGO		3	0.7%
Ami du pere		1	0.2%
Autres internes		1	0.2%
BEAU PÃˆRE		1	0.2%
BEAUX PARENTS		1	0.2%
BELLE FAMILLE		3	0.7%
BELLE MERE		2	0.5%
BLUE AIALINE		1	0.2%
CAMP		3	0.7%
CAMP MILITAIRE		1	0.2%
CAMP DE LA SOCIETE		1	0.2%
CAMP DE TRAVAILLEUR		1	0.2%
CAMP IBTP		1	0.2%
CAMP MILITAIRE		15	3.5%
CAMP MILITAIRE A LUNDA		1	0.2%
CAMP ONATRA		3	0.7%
CAMP PLZ		2	0.5%
CAMPS ONATRA		1	0.2%
CAMPUS DES ETUDIANTS		1	0.2%
CARRIERE		2	0.5%
CENTRE D ACCEUIL		1	0.2%
CHEZ LA BELLE FAMILLE, LA FAMILLE DE MON MARI		1	0.2%

File : rdc_qb_house

q310_a: Specify the other who housed you

Value	Label	Cases	Percentage
CHEZ LES PARANTES DE MON CONJOINT		1	0.2%
CO PROPRIETAIRE		2	0.5%
COMPLEXE ECOLE MILITAIRE		1	0.2%
CONGREGATIO CATHOLIQUE		1	0.2%
COOPERATION BILATERALE ENTRE LESGOUVERNE ZAIR		1	0.2%
COORDINATION DES ECOLES PUBLIQUES		1	0.2%
COUVENT DES SÅ'URS CATHOLIQUES		1	0.2%
Centre accueil croix rouge		1	0.2%
Centre croix-rouge		2	0.5%
Centre d'accueil		1	0.2%
Centre d'accueil demandeur d'asile		1	0.2%
Centre d'accueil refugies		1	0.2%
Centre d'accueille pour rfuqies (Petit chateau)		1	0.2%
Centre d'hebergement		1	0.2%
Centre d'hebergement des refugies		1	0.2%
Centre de refugies		1	0.2%
Centre demandeur d'asile		1	0.2%
Centre demandeurs d'asile croix-rouge		1	0.2%
Centre pour demandeurs d'asile		1	0.2%
Centre pour refugies		1	0.2%

File : rdc_qb_house

q310_a: Specify the other who housed you

Value	Label	Cases	Percentage
College		1	0.2%
Congregation des sÅ“urs religieuses		1	0.2%
Couvent		10	2.3%
Couvent des sÅ“urs		13	3.0%
Couvent des sÅ“urs religieuses		1	0.2%
Croix rouge centre demandeur d'asile		1	0.2%
Croix-Rouge		1	0.2%
Croix-rouge		1	0.2%
Croix-rouge centre dem. d'asile		1	0.2%
DANS UN CAMP MILITAIRE		1	0.2%
DSS SECURITE SOCIALE		1	0.2%
ECOLE		2	0.5%
ECOLE ANGLAISE		1	0.2%
ECOLE DE FORMATION MILITAIRE		1	0.2%
ECOLE PRIMAIRE		1	0.2%
EDUCATION NATIONALE		1	0.2%
EDUCATION NATIONALE EPSP		2	0.5%
EGLISE		3	0.7%
EMBASSADE		2	0.5%
EMPLOIYEUR		1	0.2%
EMPLOYE		4	0.9%
EMPLOYER		1	0.2%
EMPLOYEUR		23	5.3%
EMPLOYEUR DE L'ETAT		1	0.2%
EMPLOYEUR (HAUT PONTIONNAIRE DE L'ETAT)		1	0.2%
EMPLOYEUR (SNEL)		1	0.2%

File : rdc_qb_house

q310_a: Specify the other who housed you

Value	Label	Cases	Percentage
EMPLOYEUR A LA GECAMINE		1	0.2%
EMPLOYEUR AMI PROPRIETAIRE DU CHANTIER		1	0.2%
EMPLOYEUR ECOLE PRIMAIRE		1	0.2%
EMPOLYEUR		1	0.2%
EN MISSION DE SERVICE BLUECIRLINE		1	0.2%
EN FORMATION AU MINISTERE DE LA DEFENSE		1	0.2%
ENTREPRISE		1	0.2%
EPSP		1	0.2%
EQUIPE DE FOOT		1	0.2%
EQUIPE DE FOOT BALL		1	0.2%
ETABLISSEMEN PRIVE		1	0.2%
ETAT CONGOLAIS		2	0.5%
ETUDIANT		1	0.2%
Employeur		1	0.2%
Employeur du conjoint		1	0.2%
Etat		1	0.2%
Etat/ONU		1	0.2%
FARDC		3	0.7%
Fedasil		1	0.2%
GECAMINE		4	0.9%
GECAMINES		1	0.2%
GOUVERNEME		1	0.2%
GOUVERNEME ANGLAIS (NASS)		2	0.5%
GOUVERNEME ANGOLAIS		1	0.2%
GOUVERNEME CONGOLAIS		2	0.5%
Gouvernement		1	0.2%
Grand seminaire		1	0.2%

File : rdc_qb_house

q310_a: Specify the other who housed you

Value	Label	Cases	Percentage
HEBERGE PAR SA BELLE FAMILLE		1	0.2%
HERGER PAR L ETAT BELGE ECOLE MILLITAIRE		1	0.2%
HOME DES ETUDIANTS		3	0.7%
HOSTEL		2	0.5%
HOTEL		1	0.2%
INSTITUT DE FORMATION PROFESSIONNE		1	0.2%
INSTITUTION D ACCEUIL		1	0.2%
INSTITUTION D ACCEUIL (NASS)		1	0.2%
INSTITUTION D ACCUEIL		1	0.2%
INTERNANT		5	1.2%
INTERNAT		10	2.3%
INTERNAT DES ELEVES MARIES		1	0.2%
INTRNAT		1	0.2%
Institution de l'enseignement		2	0.5%
J'etais hebergee par la congregation de scolastica		1	0.2%
L EGLISE		2	0.5%
L ARMEE		2	0.5%
L EGLISE		7	1.6%
L ENTREPRISE		1	0.2%
L UNIVERSITE ISLAMIQUE DE MEDINE		1	0.2%
L'AMI DE MON PERE		1	0.2%
L'AMI DE MON PERE		1	0.2%
LA COMPAGNIE AVAIT DONNE LELOGEMENT		1	0.2%
LA MAISON DE LETAT		1	0.2%
LA POLICE		2	0.5%

File : rdc_qb_house

q310_a: Specify the other who housed you

Value	Label	Cases	Percentage
LA POLICE NATIONALE CONGOLAISE		1	0.2%
LE CHEF DU VILLAGE		1	0.2%
LE CHEF DU VILLAGE		1	0.2%
LES ENFANTS QUI SONT EN EUROPE		1	0.2%
LES PARENTS DE MON CONJOINT		1	0.2%
LOGE PAR CIBE ZAIRE		2	0.5%
LOGE PAR L ECOLE		1	0.2%
LOGEMENTS DES ETUDIANTS (MOSEKA)		1	0.2%
La congregation		3	0.7%
MAISON CAMP ONATRA		1	0.2%
MAISON CAMP UTEX AFRICA		1	0.2%
MAISON DANS LE CAMP MILITAIRE		1	0.2%
MAISON DE BL EGLISE		1	0.2%
MAISON DE L EMPLOYEUR		1	0.2%
MAISON DE L ETAT		2	0.5%
MAISON DE LA PRESIDENCE QU ON N A DONNE A MON EPOU		1	0.2%
MAISON DE LA SOCIETE DAIPEN		1	0.2%
MAISON DE LA SOCIETE SADISA		1	0.2%
MAISON DE LETAT		2	0.5%
MAISON DE MON EMPLOYEUR		1	0.2%

File : rdc_qb_house

q310_a: Specify the other who housed you

Value	Label	Cases	Percentage
MAISON DE NASS		3	0.7%
MAISON DE SERVICE		2	0.5%
MAISON DE SOCIAL		2	0.5%
MAISON DE SOCIALE		1	0.2%
MAISON DE SOCIDER		1	0.2%
MAISON DE SOCIETE		1	0.2%
MAISON DE TRAVAIL		1	0.2%
MAISON SERVICE		1	0.2%
MAISON SOCIAL		1	0.2%
MAISON SOCIALE		4	0.9%
MEMBRES DE LA COMMUNAUTE CHRETIENNE DE NOTRE EGLIS		1	0.2%
MISSION CATHOLIQUE		1	0.2%
MISSION PROTESTANTE		1	0.2%
Maison communautaire pour femme battue		1	0.2%
Maison de l'Ã %otat (mari policier)		4	0.9%
Maison de ste AGRIFOR (exploitatÂ° forestiere)		1	0.2%
Maison militaire		1	0.2%
NASS		15	3.5%
ONATRA		1	0.2%
PAPA MILITAIRE EN MUTATION		1	0.2%
PAR L ECOLE PRIMAIRE		1	0.2%
PAR L ENTREPRISE		1	0.2%

File : rdc_qb_house

q310_a: Specify the other who housed you

Value	Label	Cases	Percentage
PAR L ENTREPRISE NOTIC		1	0.2%
PARCELLE DE SON BEAU PERE		1	0.2%
PARENTS DU CONJOINT		1	0.2%
PAROISSE CATHOLIQUE		1	0.2%
PASTEUR		1	0.2%
PASTEUR DE L EGLISE		1	0.2%
PATORN QUI A PRIS EMMANUEL COMME COUTURIER		1	0.2%
PATRON		1	0.2%
POLICE		1	0.2%
POUR LE COMPTE DE L ECOLE		1	0.2%
POUR LE COMPTE DE L ECOLE		2	0.5%
POUR LE COMPTE DE L EGLISE TEMOIN DE JEOVAH		1	0.2%
PRIS EN CHARGE PAR L ONU		1	0.2%
PROPRIETAIRE DE LA FERME		1	0.2%
Par la paroisse		2	0.5%
Par le diocese		1	0.2%
Par le diocese dans une paroisse		1	0.2%
Par le diocese de Mweka - Dans une paroisse		1	0.2%
Paroisse catholique (en stage)		1	0.2%
Paroisse ou son frere etait pretre		1	0.2%
SERVICES SOCIAUX		2	0.5%
SOCIETE PRIVEE		1	0.2%

File : rdc_qb_house

q310_a: Specify the other who housed you

Value	Label	Cases	Percentage
Societe pour laquel il travaillait		1	0.2%
UNE MAISON DONNEE PAR L ETAT		1	0.2%
UNE PARCELLE FAMILIALE		1	0.2%
UNIVERSITE		1	0.2%
Une communaute religieuse		1	0.2%
Une famille d'accuel		1	0.2%
Universite		1	0.2%
armee		1	0.2%
autre famille		1	0.2%
beaux-parents		1	0.2%
camp militaire		3	0.7%
campus militaire		1	0.2%
centre d'acc. ddeurs asiles - petit chateau		1	0.2%
centre d'accueil Croix-Rouge		1	0.2%
centre d'accueil demandeurs d'asile		1	0.2%
centre d'accueil pr demandeurs d'asile		1	0.2%
centre de refugies		1	0.2%
centre pour refugies		1	0.2%
communaute religieuse		5	1.2%
congregation		5	1.2%
congregation religieuse		3	0.7%
croix-rouge		2	0.5%
cure dans un hopital de religieuses		1	0.2%
eglise evangelique		1	0.2%
fedasil		1	0.2%
institution d'accueil pour demandeurs d'asile		1	0.2%

File : rdc_qb_house

q310_a: Specify the other who housed you

Value	Label	Cases	Percentage
institution de l'enseignement		5	1.2%
institution religieuse		2	0.5%
internat		1	0.2%
l'armee		2	0.5%
l'armee (beau-frere militaire)		1	0.2%
la congregation		1	0.2%
loge par la paroisse (son frere etait pretre)		1	0.2%
maison de fonction		1	0.2%
maison de l'Etat		1	0.2%
maison de l'etat		1	0.2%
maison de l'État (mari policier)		2	0.5%
maison de la societe belge travidro		1	0.2%
maison de la societe du conjoint (societe belge tr		1	0.2%
maison de service		1	0.2%
maison de sociale		1	0.2%
maison employeur		4	0.9%
maison fonction		1	0.2%
maison societe (cooperation belge)		1	0.2%
ministere de la justice neerlandaise et la commune		1	0.2%
org. Ind. Tavaillant ac eglises reformees		1	0.2%
organisation pour les demandeurs d'asile		1	0.2%
orphelinat		1	0.2%
par l'armee		4	0.9%
par l'employeur		6	1.4%

File : rdc_qb_house

q310_a: Specify the other who housed you

Value	Label	Cases	Percentage
par la societe du mari		2	0.5%
par le diocese dans une paroisse		1	0.2%
paroisse		1	0.2%
prison		1	0.2%
une connaissance		1	0.2%
Ã%otat		4	0.9%
.		2653	
.b		105	

Warning: these figures indicate the number of cases found in the data file. They cannot be interpreted as summary statistics of the population of interest.

q311: What type of accommodation did you have

Information	[Type= discrete] [Format=numeric] [Range= 1-2147483624] [Missing=*]
Statistics [NW/ W]	[Valid=10312 /-] [Invalid=49 /-]
Literal question	311. What type of accommodation did you have?

Value	Label	Cases	Percentage
1	A room	936	9.1%
2	An apartment	901	8.7%
3	A traditional house	713	6.9%
4	A multi-storey compound house	807	7.8%
5	A single storey compound house	6615	64.1%
6	Other, Specify	130	1.3%
7	A mansion/villa	210	2.0%
Sysmiss		49	

Warning: these figures indicate the number of cases found in the data file. They cannot be interpreted as summary statistics of the population of interest.

q311_a: Specify the other type of accommodation

Information	[Type= discrete] [Format=character] [Missing=*/b/.]
Statistics [NW/ W]	[Valid=129 /-] [Invalid=2798 /-]
Universe	If q311 in 6
Literal question	311. What type of accommodation did you have? Other => Specify

Value	Label	Cases	Percentage
1 Studio		1	0.8%
BRIQUE CUITE,		1	0.8%
Bungalow		1	0.8%
CAMP MILITAIRE		1	0.8%
CHAMBRE SALON		1	0.8%
CHANTIER EN CONSTRUCTION		1	0.8%

File : rdc_qb_house

q311_a: Specify the other type of accommodation

Value	Label	Cases	Percentage
Centre		2	1.6%
Centre pour demandeurs d'asile		1	0.8%
Centre pour demandeurs d'asile		1	0.8%
Containers aménagés		1	0.8%
DORTOIR		1	0.8%
DORTOIRE		2	1.6%
DORTOIRE A PLUSIEURS LITS		1	0.8%
DORTOIRES		1	0.8%
Dortoir		9	7.0%
Dortoir (internat)		1	0.8%
Dortoir (maison communautaire)		1	0.8%
Dortoir de 4 lits		1	0.8%
Dortoir de 6		1	0.8%
Dortoirs		3	2.3%
Dortoirs (maison communautaire)		1	0.8%
HOTEL		2	1.6%
HOTEL (UNE CHAMBRE)		1	0.8%
INTERNAT, UNE CONCESSION		1	0.8%
INTERNET		1	0.8%
Internat, dortoir		1	0.8%
MAISON DE LA GRAND MERE		1	0.8%
MAISON EN BOIS		1	0.8%
MAISON EN TOLE		1	0.8%
Maison construite avec des roseaux, briques tradit		1	0.8%
Maison de l'armée		1	0.8%
SEMI DURABLE		16	12.4%
STUDIO		16	12.4%
Squat de la salle d'une association		1	0.8%

File : rdc_qb_house

q311_a: Specify the other type of accommodation

Value	Label	Cases	Percentage
Studio		7	5.4%
UN CAMP MILITAIRE		2	1.6%
UN STUDIO		1	0.8%
UNE ANNEXE (CHANTIER EN CONSTRUCTION)		1	0.8%
campement militaire		1	0.8%
cellule de prison		1	0.8%
centre pour demandeurs d'asile		1	0.8%
chambre d'hotel		1	0.8%
chambre partagee		1	0.8%
dortoir		12	9.3%
dortoir (chambre a 6 personnes)		1	0.8%
dortoirs		4	3.1%
flat		1	0.8%
internat		4	3.1%
kot		3	2.3%
salle commune, dortoir		1	0.8%
studio		6	4.7%
studio (kot)		1	0.8%
un studio		3	2.3%
.		2797	
.b		1	

Warning: these figures indicate the number of cases found in the data file. They cannot be interpreted as summary statistics of the population of interest.

q312: When you lived in this room/house, the financial situation was

Information	[Type= discrete] [Format=numeric] [Range= 1-2147483624] [Missing=*]
Statistics [NW/ W]	[Valid=10310 /-] [Invalid=51 /-]
Literal question	312. When you lived in this room/house: on average, would you say that the financial situation of the household regarding the purchase of basic goods was...

Value	Label	Cases	Percentage
1	More than sufficient?	2564	24.9%
2	Sufficient?	5698	55.3%
3	Just sufficient?	1637	15.9%
4	Insufficient?	411	4.0%
Sysmiss		51	

Warning: these figures indicate the number of cases found in the data file. They cannot be interpreted as summary statistics of the population of interest.

q313: Would you say that your living conditions were

Information	[Type= discrete] [Format=numeric] [Range= 1-2147483624] [Missing=*]
--------------------	---

File : rdc_qb_house

q313: Would you say that your living conditions were

Statistics [NW/ W] [Valid=10273 /-] [Invalid=88 /-]

Literal question 313. And relative to other people from the village/town/city where you were living, on average, would you say that your living conditions were...

Post-question NEXT HOUSES => Next page / Additional sheets
Otherwise, go to HISTORY OF ACTIVITY AND INACTIVITY MODULE => Page 22

Value	Label	Cases	Percentage
1	Better?	2184	21.3%
2	Equivalent?	7101	69.1%
3	Less good?	988	9.6%
Sysmiss		88	

Warning: these figures indicate the number of cases found in the data file. They cannot be interpreted as summary statistics of the population of interest.

q18: Which is the last school year you attended

Information [Type= discrete] [Format=numeric] [Range= 0-2147483624] [Missing=*]

Statistics [NW/ W] [Valid=10343 /-] [Invalid=18 /-]

Literal question Q18. Let's talk about your studies: Which is the last school year you attended?

Post-question If q18 in 0, 1, 2, 3, 4, 5, 6, 7, 8, 9 => Go to next page

Interviewer's instructions
- If EGO has no formal education: Encircle the code 00 below
- If EGO has some formal education: Encircle the corresponding code

Value	Label	Cases	Percentage
0	None	164	1.6%
3	Primary school	11	0.1%
4	Primary school	44	0.4%
5	Primary school	90	0.9%
6	Primary school	93	0.9%
7	Primary school	126	1.2%
8	Primary school	208	2.0%
9	Primary school	478	4.6%
10	Orientation cycle	229	2.2%
11	Orientation cycle	466	4.5%
12	Classics	646	6.2%
13	Classics	895	8.7%
14	Classics	773	7.5%
15	Classics	2139	20.7%
16	Superior-Graduat	317	3.1%
17	Superior-Graduat	352	3.4%
18	Superior-Graduat	1595	15.4%
19	Superior-Licence	77	0.7%
20	Superior-Licence	1156	11.2%
21	DES-DEA	114	1.1%
22	DES-DEA	186	1.8%
23	PhD	7	0.1%
24	PhD	38	0.4%
25	PhD	35	0.3%
26	PhD	5	0.0%

File : rdc_qb_house

q18: Which is the last school year you attended

Value	Label	Cases	Percentage
27	PhD	99	1.0%
Sysmiss		18	

Warning: these figures indicate the number of cases found in the data file. They cannot be interpreted as summary statistics of the population of interest.

flag_age: Less than 25 years and more than 75 years

Information	[Type= discrete] [Format=numeric] [Range= 0-1] [Missing=*]
Statistics [NW/ W]	[Valid=10361 /-] [Invalid=0 /-]
Definition	The migrant is younger than 25 or older than 75 at the time of the survey.
Notes	These individuals have ages very close to the thresholds 25-75.

Value	Label	Cases	Percentage
0	No	10361	100.0%
1	Yes	0	

Warning: these figures indicate the number of cases found in the data file. They cannot be interpreted as summary statistics of the population of interest.

flag_arrival: First migration in Europe before 18

Information	[Type= discrete] [Format=numeric] [Range= 0-1] [Missing=*]
Statistics [NW/ W]	[Valid=4821 /-] [Invalid=5540 /-]
Definition	The migrant (current or returnee) arrived in Europe the 1st time before 18.

Value	Label	Cases	Percentage
0	No	4743	98.4%
1	Yes	78	1.6%
Sysmiss		5540	

Warning: these figures indicate the number of cases found in the data file. They cannot be interpreted as summary statistics of the population of interest.

weight_eur: Weighting normalized on the 3 european countries







Information	[Type= continuous] [Format=numeric] [Range= 0.123741947114468-2.92577934265137] [Missing=*]
Statistics [NW/ W]	[Valid=2877 /-] [Invalid=7484 /-]
Definition	Use when working on the European countries pooled together (for example, the Senegalese population sampled in France, Italy and Spain). It should not be used if the analyses include individuals surveyed in Africa.

weight_all: Weighting normalized on the 4 countries

Information	[Type= continuous] [Format=numeric] [Range= 0.043433666229248-7.21617412567139] [Missing=*]
Statistics [NW/ W]	[Valid=10361 /-] [Invalid=0 /-]
Definition	Use when working on all countries of the MAFE survey (for example, Senegalese population from Senegalese, French, Italian and Spanish samples).

weight_ctry: Weighting normalized by country

Information	[Type= continuous] [Format=numeric] [Range= 0.054081816226244-5.26600313186646] [Missing=*]
Statistics [NW/ W]	[Valid=10361 /-] [Invalid=0 /-]
Definition	Use when working on a single country (for example, the Senegalese population sampled only in Senegal, or in any single European country).

File : rdc_qb_activity			
# ident: Biographic individual identifier			
Information	[Type= discrete] [Format=character] [Missing=*]		
Statistics [NW/ W]	[Valid=9906 /-] [Invalid=0 /-]		
Definition	Individual identifiant = 1st letter of country + n° of questionnaire compost		
# id_country: Country of the survey			
Information	[Type= discrete] [Format=character] [Missing=*]		
Statistics [NW/ W]	[Valid=9906 /-] [Invalid=0 /-]		
Definition	Country where the data was collected: - B = Belgium - C = DR Congo - U = United Kingdom		
Value	Label	Cases	Percentage
B		1888	 19.1%
C		7082	 71.5%
U		936	 9.4%
<i>Warning: these figures indicate the number of cases found in the data file. They cannot be interpreted as summary statistics of the population of interest.</i>			
# n_menage: ID of the HH			
Information	[Type= continuous] [Format=numeric] [Range= 3-2011] [Missing=*]		
Statistics [NW/ W]	[Valid=7082 /-] [Invalid=2824 /-]		
Definition	Household ID Only available for Africa		
# n_indiv: ID of the individual in the HH			
Information	[Type= continuous] [Format=numeric] [Range= 0-100] [Missing=*]		
Statistics [NW/ W]	[Valid=7082 /-] [Invalid=2824 /-]		
Definition	ID of each individual within her/his household Only available for Africa		
# num_dr: DR number			
Information	[Type= continuous] [Format=numeric] [Range= 1-58] [Missing=*]		
Statistics [NW/ W]	[Valid=7082 /-] [Invalid=2824 /-]		
Definition	Survey area ID Only available for Africa		
# strata_area: Strata - DR level			
Information	[Type= discrete] [Format=numeric] [Range= 1-10] [Missing=*]		
Statistics [NW/ W]	[Valid=6971 /-] [Invalid=2935 /-]		
Definition	Migration prevalence in each survey area, as reported by knowledgeable persons Only available for Africa		
Value	Label	Cases	Percentage
1	High level of migration	4178	 59.9%
2	Medium level of migration	1324	 19.0%
3	Low level of migration	1469	 21.1%
Sysmiss		2935	
<i>Warning: these figures indicate the number of cases found in the data file. They cannot be interpreted as summary statistics of the population of interest.</i>			

File : rdc_qb_activity

strata_hh: Strata - household level

Information [Type= discrete] [Format=numeric] [Range= 0-2] [Missing=*]

Statistics [NW/ W] [Valid=6971 /-] [Invalid=2935 /-]

Definition Stratification by household migrant status according to the screening survey
Only available for Africa

Value	Label	Cases	Percentage
0	HH with no migrant	3257	46.7%
1	HH with returnee(s)	2237	32.1%
2	HH with current migrant(s)	1477	21.2%
Sysmiss		2935	

Warning: these figures indicate the number of cases found in the data file. They cannot be interpreted as summary statistics of the population of interest.

strata_ind: Strata - individual level

Information [Type= discrete] [Format=numeric] [Range= 1-3] [Missing=*]

Statistics [NW/ W] [Valid=6971 /-] [Invalid=2935 /-]

Definition 3 strata according to the individuals' migratory status
Only available for Africa

Value	Label	Cases	Percentage
1	Return migrant	1685	24.2%
2	Partner of a migrant	272	3.9%
3	Other non migrant	5014	71.9%
Sysmiss		2935	

Warning: these figures indicate the number of cases found in the data file. They cannot be interpreted as summary statistics of the population of interest.

num_per: Period number

Information [Type= discrete] [Format=numeric] [Range= 1-17] [Missing=*]

Statistics [NW/ W] [Valid=9906 /-] [Invalid=0 /-]

Value	Label	Cases	Percentage
1		2066	20.9%
2		2057	20.8%
3		1875	18.9%
4		1421	14.3%
5		982	9.9%
6		629	6.3%
7		388	3.9%
8		219	2.2%
9		120	1.2%
10		77	0.8%
11		34	0.3%
12		19	0.2%
13		12	0.1%
14		6	0.1%
15		1	0.0%

Warning: these figures indicate the number of cases found in the data file. They cannot be interpreted as summary statistics of the population of interest.

q1: Sex

Information [Type= discrete] [Format=numeric] [Range= 1-9999] [Missing=*]

File : rdc_qb_activity

q1: Sex

Statistics [NW/ W] [Valid=9906 /-] [Invalid=0 /-]

Literal question Q1. The respondent is:

Post-question To begin with, I would like to note the major events and periods of your life on this grid. We will begin at the time of your birth. Later we will look at these periods of life in some more detail.

Value	Label	Cases	Percentage
1	Man	4796	48.4%
2	Woman	5110	51.6%

Warning: these figures indicate the number of cases found in the data file. They cannot be interpreted as summary statistics of the population of interest.

q1a: Year of birth

Information [Type= discrete] [Format=numeric] [Range= 1932-9999] [Missing=*]

Statistics [NW/ W] [Valid=9906 /-] [Invalid=0 /-]

Literal question Q1A. To start with, and to help us to set a time scale, could you tell me in which year you were born (or your age as at last birthday)?
Year of birth

Interviewer's instructions AGEVEN: Locate year of birth in the grid, note 0 in the columns titled "age", and fill in these columns by retracing the age till the current age of the respondent.

Value	Label	Cases	Percentage
1934		9	0.1%
1935		27	0.3%
1936		10	0.1%
1937		60	0.6%
1938		34	0.3%
1939		80	0.8%
1940		53	0.5%
1941		35	0.4%
1942		81	0.8%
1943		28	0.3%
1944		60	0.6%
1945		72	0.7%
1946		104	1.0%
1947		90	0.9%
1948		146	1.5%
1949		124	1.3%
1950		125	1.3%
1951		93	0.9%
1952		148	1.5%
1953		173	1.7%
1954		146	1.5%
1955		193	1.9%
1956		217	2.2%
1957		163	1.6%
1958		251	2.5%
1959		241	2.4%
1960		329	3.3%

File : rdc_qb_activity

q1a: Year of birth

Value	Label	Cases	Percentage
1961		146	1.5%
1962		244	2.5%
1963		317	3.2%
1964		273	2.8%
1965		269	2.7%
1966		303	3.1%
1967		274	2.8%
1968		361	3.6%
1969		349	3.5%
1970		303	3.1%
1971		280	2.8%
1972		312	3.1%
1973		354	3.6%
1974		417	4.2%
1975		240	2.4%
1976		220	2.2%
1977		246	2.5%
1978		282	2.8%
1979		334	3.4%
1980		283	2.9%
1981		209	2.1%
1982		290	2.9%
1983		205	2.1%
1984		303	3.1%

Warning: these figures indicate the number of cases found in the data file. They cannot be interpreted as summary statistics of the population of interest.

age_survey: Age at survey

Information	[Type= continuous] [Format=numeric] [Range= 25-77] [Missing=*]
Statistics [NW/ W]	[Valid=9906 /-] [Invalid=0 /-] [Mean=42.903 /-] [StdDev=11.601 /-]
Literal question	Q1A. To start with, and to help us to set a time scale, could you tell me in which year you were born (or your age as at last birthday)? Age
Interviewer's instructions	AGEVEN: Locate year of birth in the grid, note 0 in the columns titled "age", and fill in these columns by retracing the age till the current age of the respondent.

q18: Which is the last school year you attended

Information	[Type= discrete] [Format=numeric] [Range= 0-2147483624] [Missing=*]
Statistics [NW/ W]	[Valid=9887 /-] [Invalid=19 /-]
Literal question	Q18. Let's talk about your studies: Which is the last school year you attended?
Post-question	If q18 in 0, 1, 2, 3, 4, 5, 6, 7, 8, 9 => Go to next page
Interviewer's instructions	- If EGO has no formal education: Encircle the code 00 below - If EGO has some formal education: Encircle the corresponding code

Value	Label	Cases	Percentage
0	None	153	1.5%
3	Primary school	9	0.1%

File : rdc_qb_activity

q18: Which is the last school year you attended

Value	Label	Cases	Percentage
4	Primary school	35	0.4%
5	Primary school	97	1.0%
6	Primary school	93	0.9%
7	Primary school	136	1.4%
8	Primary school	202	2.0%
9	Primary school	473	4.8%
10	Orientation cycle	251	2.5%
11	Orientation cycle	468	4.7%
12	Classics	548	5.5%
13	Classics	824	8.3%
14	Classics	706	7.1%
15	Classics	2034	20.6%
16	Superior-Graduat	342	3.5%
17	Superior-Graduat	354	3.6%
18	Superior-Graduat	1581	16.0%
19	Superior-Licence	69	0.7%
20	Superior-Licence	1084	11.0%
21	DES-DEA	109	1.1%
22	DES-DEA	153	1.5%
23	PhD	8	0.1%
24	PhD	38	0.4%
25	PhD	21	0.2%
26	PhD	4	0.0%
27	PhD	95	1.0%
Sysmiss		19	

Warning: these figures indicate the number of cases found in the data file. They cannot be interpreted as summary statistics of the population of interest.

q401d: Start year

Information	[Type= discrete] [Format=numeric] [Range= 1938-2147483624] [Missing=*]
Statistics [NW/ W]	[Valid=9906 /-] [Invalid=0 /-]
Literal question	401D - 401F. Start and end years Start year
Interviewer's instructions	see AGEVEN If ongoing cross out the end year

Value	Label	Cases	Percentage
1940		2	0.0%
1941		5	0.1%
1942		3	0.0%
1943		11	0.1%
1944		4	0.0%
1945		15	0.2%
1946		10	0.1%
1947		8	0.1%
1948		17	0.2%

File : rdc_qb_activity

q401d: Start year

Value	Label	Cases	Percentage
1949		10	0.1%
1950		17	0.2%
1951		19	0.2%
1952		26	0.3%
1953		24	0.2%
1954		36	0.4%
1955		29	0.3%
1956		32	0.3%
1957		30	0.3%
1958		52	0.5%
1959		44	0.4%
1960		51	0.5%
1961		55	0.6%
1962		65	0.7%
1963		56	0.6%
1964		77	0.8%
1965		83	0.8%
1966		96	1.0%
1967		72	0.7%
1968		88	0.9%
1969		102	1.0%
1970		116	1.2%
1971		99	1.0%
1972		121	1.2%
1973		110	1.1%
1974		160	1.6%
1975		135	1.4%
1976		171	1.7%
1977		139	1.4%
1978		167	1.7%
1979		164	1.7%
1980		240	2.4%
1981		145	1.5%
1982		167	1.7%
1983		202	2.0%
1984		197	2.0%
1985		240	2.4%
1986		254	2.6%
1987		228	2.3%
1988		247	2.5%
1989		272	2.7%
1990		350	3.5%
1991		199	2.0%

File : rdc_qb_activity

q401d: Start year

Value	Label	Cases	Percentage
1992		191	1.9%
1993		242	2.4%
1994		241	2.4%
1995		256	2.6%
1996		214	2.2%
1997		256	2.6%
1998		252	2.5%
1999		274	2.8%
2000		381	3.8%
2001		264	2.7%
2002		273	2.8%
2003		283	2.9%
2004		305	3.1%
2005		254	2.6%
2006		295	3.0%
2007		255	2.6%
2008		253	2.6%
2009		155	1.6%

Warning: these figures indicate the number of cases found in the data file. They cannot be interpreted as summary statistics of the population of interest.

q401f: End year

Information	[Type= discrete] [Format=numeric] [Range= 1938-2147483624] [Missing=*]
Statistics [NW/ W]	[Valid=7841 /-] [Invalid=2065 /-]
Literal question	401D - 401F. Start and end years End year
Interviewer's instructions	see AGEVEN If ongoing cross out the end year

Value	Label	Cases	Percentage
1695		1	0.0%
1942		1	0.0%
1945		2	0.0%
1946		2	0.0%
1947		3	0.0%
1948		3	0.0%
1949		2	0.0%
1950		5	0.1%
1951		6	0.1%
1952		12	0.2%
1953		9	0.1%
1954		14	0.2%
1955		9	0.1%
1956		9	0.1%
1957		14	0.2%
1958		23	0.3%

File : rdc_qb_activity

q401f: End year

Value	Label	Cases	Percentage
1959		12	0.2%
1960		28	0.4%
1961		21	0.3%
1962		25	0.3%
1963		29	0.4%
1964		26	0.3%
1965		44	0.6%
1966		38	0.5%
1967		42	0.5%
1968		41	0.5%
1969		51	0.7%
1970		68	0.9%
1971		51	0.7%
1972		66	0.8%
1973		61	0.8%
1974		84	1.1%
1975		61	0.8%
1976		101	1.3%
1977		81	1.0%
1978		107	1.4%
1979		94	1.2%
1980		146	1.9%
1981		88	1.1%
1982		112	1.4%
1983		143	1.8%
1984		128	1.6%
1985		155	2.0%
1986		186	2.4%
1987		172	2.2%
1988		161	2.1%
1989		210	2.7%
1990		250	3.2%
1991		199	2.5%
1992		191	2.4%
1993		242	3.1%
1994		241	3.1%
1995		256	3.3%
1996		214	2.7%
1997		256	3.3%
1998		252	3.2%
1999		274	3.5%
2000		381	4.9%
2001		264	3.4%

File : rdc_qb_activity

q401f: End year

Value	Label	Cases	Percentage
2002		273	3.5%
2003		283	3.6%
2004		305	3.9%
2005		254	3.2%
2006		295	3.8%
2007		255	3.3%
2008		253	3.2%
2009		156	2.0%
Sysmiss		2065	

Warning: these figures indicate the number of cases found in the data file. They cannot be interpreted as summary statistics of the population of interest.

q402: During this period you were primarily

Information	[Type= discrete] [Format=numeric] [Range= 1-2147483624] [Missing=*]
Statistics [NW/ W]	[Valid=9904 /-] [Invalid=2 /-]
Literal question	402. During this period, you were primarily:
Post-question	If q402 not in 2 => 406

Value	Label	Cases	Percentage
1	Studying (enrolled in an educational institution)	3333	33.7%
2	Economically active, including family help, apprentice/trainee or intern	4180	42.2%
3	Unemployed	1151	11.6%
4	Homemaker	811	8.2%
5	Retired	25	0.3%
6	Other inactive	404	4.1%
Sysmiss		2	

Warning: these figures indicate the number of cases found in the data file. They cannot be interpreted as summary statistics of the population of interest.

q402_a: Specify what you were

Information	[Type= discrete] [Format=character] [Missing=*/.b]
Statistics [NW/ W]	[Valid=309 /-] [Invalid=95 /-]
Universe	If q402 in 6
Literal question	402. During this period, you were primarily: Other inactive => Specify

Value	Label	Cases	Percentage
A CAUSE DE LA MALADIE		1	0.3%
A LA MAISON, AIDER A GARDER LES PETITS ENFANTS		1	0.3%
A LAMAISON SANS OCCUPATION		1	0.3%
A SUSPENDU LES COURS		1	0.3%

File : rdc_qb_activity

q402_a: Specify what you were

Value	Label	Cases	Percentage
POUR RESTER A LA MAISON			
A SUSPENDU LES ETUDES CAR MOINS INTELLIGENTE		1	0.3%
A SUSPENDU LES ETUDES ET RESTE A LA MAISON		1	0.3%
A SUSPENDU LES ETUDES POUR BANDITISME		1	0.3%
A la maison a cause de la greve		1	0.3%
A la maison pas d'ecole dans le coin		1	0.3%
A la maison, pas encore a l'ecole		1	0.3%
ABANDON DES ETUDES A CAUSE DU DECES DE SON PERE		1	0.3%
AIDER MON PERE A FAIRE DES TRAVAUX DOMESTIQUES		1	0.3%
APRES AVOIR FUIT L ECOLE IL RESTE A LA MAISON		1	0.3%
AUCUNE		1	0.3%
AVANT LA SCOLARITE		1	0.3%
Aide au parti politique avec son pere		1	0.3%
Annee blanche		1	0.3%
Apres la mort de mon mari		1	0.3%
Attend ouverture del'universite.Dur de s'inscrire		1	0.3%
Attendait chez lui les papiers pour partir		1	0.3%
Attente d'entree a l'UNIKIN (greves)		1	0.3%
Au CPAS		1	0.3%

File : rdc_qb_activity

q402_a: Specify what you were

Value	Label	Cases	Percentage
CONGE MALADIE		1	0.3%
CPAS		3	1.0%
Cebtre des sans-abris - recherche - > plus de papier		1	0.3%
Conge de maternite		1	0.3%
Conges de maladie		1	0.3%
Convalescent		1	0.3%
Dem. asile		1	0.3%
Demandeur d'asile		9	2.9%
Demandeur d'asile en attente		1	0.3%
Demandeur d'asile pas d'autorisation de travail		1	0.3%
Demarche pour avoir des papiers		1	0.3%
ELLE A COMMENCE LES ETUDES A 6 ANS		1	0.3%
ELLE N A RIEN FAIT CETTE ANNEE LA		1	0.3%
ELLE NE FAISAIT		1	0.3%
ELLE NE FAISAIT RIEN		1	0.3%
ELLE NE FAIT RIEN		2	0.6%
EN VACANCE CHEZ SA SOEUR		1	0.3%
ENCEINTE		1	0.3%
ENFANT		14	4.5%
ENFANTS		2	0.6%
ENFANTS SANS OCCUPATIONS		1	0.3%
ETUDE SUSPENDUE A CAUSE DES PROBLEME DE SANTE		1	0.3%
Elle tombe enceinte		1	0.3%

File : rdc_qb_activity

q402_a: Specify what you were

Value	Label	Cases	Percentage
FAIRE LE MENAGE APRES AVOIR SUSPENDU LES ETUDES		1	0.3%
FORMATION MILITAIRE		1	0.3%
Fermeture de l'universite		1	0.3%
Fuit la guerre, oeuvre de Dieu		1	0.3%
Guerre - Impossible de travailler		1	0.3%
HOSPITALISE		1	0.3%
Handicapee physique		1	0.3%
IL NE FAISAIT RIEN		1	0.3%
IL NE FAISAIT RIEN		1	0.3%
INACTIF		2	0.6%
INACTIF POUR REPOS MEDICAL		1	0.3%
INACTIVE		1	0.3%
INACTIVITE		1	0.3%
INTERROMPTIC D ETUDE POUR MALADIE		1	0.3%
Invalide (avec handicap)		1	0.3%
Je m'occupais de mon frere malade		1	0.3%
Je venais d'arriver en Belgique		1	0.3%
LA BANQUE N EXISTE PLUS		1	0.3%
MALADE		2	0.6%
MALADE EN SOINS EN RSA		1	0.3%
MALADE PARALYSE		1	0.3%
Malade		4	1.3%
Maladie		1	0.3%
Maladie (handicape 66%)		1	0.3%

File : rdc_qb_activity

q402_a: Specify what you were

Value	Label	Cases	Percentage
Manque de travail a cause de papiers		1	0.3%
N A PAS ETE A L ECOLE		1	0.3%
N A PAS ETUDIE CAR CETTE ANNEE FUT BLANCHE POUR SO		1	0.3%
N A PAS FREQUENTE L ECOLE		1	0.3%
N A PLUS ETUDIER		1	0.3%
N ETUDIE PLUS ET RESTE A LA MAISON		1	0.3%
N'avait pas encore commence les etudes a 6 ans		1	0.3%
NE FAISAIT RIEN		2	0.6%
NE FAIT PLUS RIEN RAISON DE SANTE		1	0.3%
NE FAIT RIEN APRES TES ETUDES SECONDAIRES		1	0.3%
Ne fait que des demarches administratives		1	0.3%
Non Scolaire		1	0.3%
Non encore scolarise		1	0.3%
PAS DE PAPIER, PAS DROIT D'ETUDIER		1	0.3%
PAS DE TRAVAIL, CHOMAGE NON PAYE		1	0.3%
PAS INTELLIGENTE A L ECOLE		1	0.3%
PAS LE DROIT DE TRAVAILLER		1	0.3%
Pas d'occupation particuliere		1	0.3%
Pas de papiers		2	0.6%

File : rdc_qb_activity

q402_a: Specify what you were

Value	Label	Cases	Percentage
Pas de salaire pas de statut sans occupation		1	0.3%
Pdt les rebellions au Congo/ Kisangani a la maison		1	0.3%
Prison		1	0.3%
Problemes Titre sejour - Ã%otudes impossibles		1	0.3%
RESTE A LA MAISON APRES AVOIR ABANDONNE		1	0.3%
RESTE A LA MAISON APRES AVOIR SUSPENDU LES		1	0.3%
RESTE A LA MAISON		2	0.6%
RESTE A LA MAISON CHEZ SA PETITE SOEUR A LUANDA		1	0.3%
RESTER A LA MAISON		1	0.3%
SANS OCCUPATION		3	1.0%
SANS PROFESSION		1	0.3%
SANS ACTIVITE		22	7.1%
SANS BOULOT		1	0.3%
SANS FONCTION		2	0.6%
SANS OCCUPATION		72	23.3%
SANS OCCUPATION REELLE		1	0.3%
SANS OCCUPATION, MALADE		1	0.3%
SANS RIEN FAIRE		1	0.3%
SAS OCCUPATION		1	0.3%
SUPEND ETUDES ET NE FAIT RIEN		1	0.3%

File : rdc_qb_activity

q402_a: Specify what you were

Value	Label	Cases	Percentage
Sans occupation		2	0.6%
Sans papier		4	1.3%
Sans papier donc petits boulots		1	0.3%
Sans papier et pas possible de chercher du travail		1	0.3%
Sans papier ne pouvant pas travailler officielleme		1	0.3%
Sans papier, je ne sais pas travailler		1	0.3%
Sans papiers		2	0.6%
Sans-papier		1	0.3%
Sanspapier et pas accessible a la recherche d'ljob		1	0.3%
TURBULENTE AVAIT ABANDONNE LES ETUDES ET RESTAIT A		1	0.3%
Unif fermee mais il jouait au foot		1	0.3%
Vit de CPES comme demandeur d'asile		1	0.3%
allocataire social au CPAS		1	0.3%
arrivee en Belgique		1	0.3%
chomg trav 1/2tsp chÃ´mage partiel rapporte plus		1	0.3%
chÃ´meuse mais sans papiers		1	0.3%
conge technique puis licencie en 2000		1	0.3%
ddeurs asile		1	0.3%
debrouillardise		1	0.3%
demandaise d'asile		1	0.3%
demande d'asile		1	0.3%
demandeur d'asile		7	2.3%

File : rdc_qb_activity

q402_a: Specify what you were

Value	Label	Cases	Percentage
demandeur d'asile ne pouvait rien faire		1	0.3%
divers petits boulots (marine congolaise)		1	0.3%
elle a pris un an de repos des raisons medicales		1	0.3%
en procedure de demande d'asyle=pas de papiers		1	0.3%
enceinte et maternite		1	0.3%
fin d'etude + accouchement		1	0.3%
formation forem		1	0.3%
formations diverses		1	0.3%
inactive a cause de la guerre, restee chez elle		1	0.3%
interne au centre de refugies et sans papier		1	0.3%
invalidite		2	0.6%
je ne faisais rien car en train de voyager		1	0.3%
malade - accident de travail		1	0.3%
n'a pas commence l'ecole		1	0.3%
n'avait pas les papiers		1	0.3%
navette frequente en Angola		1	0.3%
ne voulait rien faire		1	0.3%
pas d'activite		1	0.3%
pas d'ecole car plus de support financier		1	0.3%
pas de papiers		1	0.3%
pas de precision		2	0.6%
pas de statut legal		1	0.3%

File : rdc_qb_activity

q402_a: Specify what you were

Value	Label	Cases	Percentage
pb papiers, pvt plus travailler - titre a sa fin		1	0.3%
problemes de papiers, ne pouvait pas s'inscrire		1	0.3%
resident du centre de demande d'asile		1	0.3%
rien de particulier		2	0.6%
sans occupation		3	1.0%
sans occupation car pas autorisation de travail		1	0.3%
sans papier		1	0.3%
soins medicaux		3	1.0%
suit des formations et elle est au CPAS		1	0.3%
suit une formation de 6 mois et cherche du travail		1	0.3%
vivait chez les parents		1	0.3%
.b		95	

Warning: these figures indicate the number of cases found in the data file. They cannot be interpreted as summary statistics of the population of interest.

q403: Profession in plain text

Information	[Type= discrete] [Format=character] [Missing=*]
Statistics [NW/ W]	[Valid=4180 /-]
Universe	If q402 in 2
Literal question	403. What was your exact occupation during this period? What were your tasks? Plain text answer
Interviewer's instructions	Describe very precisely: occupation, level of qualification, sector, type of tasks EGO did/does

q403_c: What was your exact occupation during this period: 1st activity

Information	[Type= discrete] [Format=numeric] [Range= 111-805] [Missing=*]
Statistics [NW/ W]	[Valid=4089 /-] [Invalid=5817 /-]
Universe	If q402 in 2
Literal question	403. What was your exact occupation during this period? What were your tasks? 1st activity
Interviewer's instructions	Describe very precisely: occupation, level of qualification, sector, type of tasks EGO did/does
Notes	Codification of q403.

Value	Label	Cases	Percentage
111	Farmers	67	1.6%

File : rdc_qb_activity

q403_c: What was your exact occupation during this period: 1st activity

Value	Label	Cases	Percentage
112	Market gardeners, orchard workers (planters), nursery workers	23	0.6%
113	Livestock producers	3	0.1%
114	Herders, pastoralists	3	0.1%
117	Crop farm labourers, fishery workers	3	0.1%
118	Fishery and aquaculture labourers, hunters and gatherers, wholesale fish merchants	8	0.2%
119	Gold and diamond diggers, miners, quarry workers, well diggers	36	0.9%
122	Agricultural supervisors, water and forestry officials, farming technicians	7	0.2%
204	Business	1	0.0%
211	Hairdressers, beauticians and related workers (hair plaiters, etc.)	41	1.0%
212	Launderers and pressers	9	0.2%
214	Domestic servants: gardeners, kitchen boys, housekeeping supervisors, maids, home helpers, child carers (baby-sitters), domestic cleaners, watchmen	92	2.2%
215	Personal services workers not elsewhere classified (town crier, etc.)	3	0.1%
221	Travel attendants (transport and tourism): travel attendants and travel stewards, travel guides, receptionists	18	0.4%
222	Cooks, kitchen helpers, restaurant operators	31	0.8%
224	Waiters and bartenders, bellboys	16	0.4%
225	Building, cleaning and housekeeping supervisors	16	0.4%
226	Other restaurant and hotel workers not elsewhere classified: dishwashers, lift-boys, hotel cleaners, chambermaids, etc.	9	0.2%
231	Fire-fighters, police officers, prison guards	10	0.2%
232	Security guards, night watchmen	49	1.2%
233	Commissioned and non-commissioned armed forces officers and police officers	49	1.2%
234	Armed forces occupations, other ranks	21	0.5%
240	Saleswoman	1	0.0%
241	Salespersons	221	5.4%
242	Businessmen, entrepreneurs, freight forwarders, importers and exporters, wholesalers	56	1.4%
243	Shopkeepers, "boutique" salespersons, news-stand managers	120	2.9%
244	Shop salespersons, including petrol pump attendants, phone booth attendants (telecentre)	54	1.3%
245	Stall and market salespersons, including coal merchants	965	23.6%
246	Street vendors of food products	20	0.5%
247	Street vendors of non-food products (peddlers, door-to-door, etc.), shoe-shine boys, hawkers, newspaper sellers, etc. (In Senegal only: bana-bana, baol-baol)	13	0.3%
248	Tellers, cashiers and ticket clerks	25	0.6%
249	Other sales workers not elsewhere classified: fashion and other models, sales demonstrators, contact centre salespersons, food service counter attendants, salespersons not elsewhere classified, commercial agents, informal sector sales agents, etc.	36	0.9%
251	Car, taxi, van, motorcycle drivers	74	1.8%
252	Bus, coach, locomotive and tram drivers	8	0.2%
253	Transport conductors, "coxers"	10	0.2%

File : rdc_qb_activity

q403_c: What was your exact occupation during this period: 1st activity

Value	Label	Cases	Percentage
261	Child care workers and teachers' aides	8	0.2%
262	Nursing assistants	33	0.8%
310	Handicraft workers not elsewhere classified	9	0.2%
311	Machinery mechanics and repairers (motor vehicles, agricultural and industrial machinery, bicycles, etc.), car mechanics, vulcanizers	91	2.2%
312	Building frame and related trades workers: house builders, bricklayers, stonemasons, stone cutters, splitters and carvers, carpenters and joiners, brick makers, etc.	67	1.6%
313	Building finishers and related trades workers: roofers, floor layers and tile setters, plasterers, glaziers, plumbers and pipe fitters, air conditioning and refrigeration mechanics, painters	16	0.4%
314	Electrical and electronic equipment installers and repairers: building and related electricians, electrical mechanics and fitters, power line installers and servicers, repairers (radio, TV, etc.)	37	0.9%
315	Food processing and related trades workers	31	0.8%
316	Wood treaters, cabinet-makers, joiners and related trades workers	12	0.3%
317	Garment and related trades workers: tailors, dressmakers, embroiderers, weavers, dyers, upholsterers, tanners, shoemakers, leather workers, etc.	145	3.5%
318	Metal treaters: blacksmiths, metal polishers, wheel grinders and tool sharpeners, welders, sheet and structural metal workers, scrap metal workers	10	0.2%
319	Handicraft workers: musical instrument makers and tuners, jewellery and precious-metal workers, potters, glass workers, sign writers, decorative painters, engravers and etchers, basket makers, mat and carpet weavers	6	0.1%
321	Assembly workers, assemblers (all industrial sectors); packaging workers	14	0.3%
322	Machine tool operators, stationary plant and machine operators, extraction or processing plant operators (all industrial sectors), turners	2	0.0%
323	Heavy truck and lorry drivers, mobile plant operators, mobile farm and forestry plant operators, earthmoving and related plant operators, crane and hoist operators, lifting truck operators, canoe steersmen, ships' deck crews and related workers	6	0.1%
324	Industrial workers not elsewhere classified	31	0.8%
401	Mining and construction labourers, semi-skilled manufacturing workers, labourers	10	0.2%
402	Freight handlers, dockers	22	0.5%
403	Material recording clerks: warehouse workers, etc.	22	0.5%
404	Street and related service workers not elsewhere classified: parkers, etc.	1	0.0%
405	Refuse workers, garbage and recycling collectors, refuse sorters, sweepers and related labourers	18	0.4%
406	Elementary health sector occupations: operating theatre assistant, medication distributors	1	0.0%
407	Orderlies, delivery boys, messengers, package deliverers and luggage porters	12	0.3%
408	Elementary workers not elsewhere classified	22	0.5%
501	Secretaries, typists and keyboard operators (word processing, teletyping, etc.)	68	1.7%

File : rdc_qb_activity

q403_c: What was your exact occupation during this period: 1st activity

Value	Label	Cases	Percentage
502	Customer services clerks, client information workers, (call centre workers, telephone switchboard operators, pollsters)	42	1.0%
503	Numerical and material recording clerks, statistical, finance and insurance clerks: accounting and bookkeeping clerks, payroll clerks, stock clerks, transport clerks, etc.	36	0.9%
504	Clerical support workers not elsewhere classified: library workers, mail carriers and sorting clerks, coding, proof-reading and related clerks, scribes, filing and copying clerks	81	2.0%
611	Chemical and physical science technicians, physical and engineering science technicians, (civil engineering, electricity, electronics, mechanical engineering, etc.) and life science technicians (biology, zoology, pedology, toxicology, etc.)	15	0.4%
612	Industrial technicians, draughtspersons	1	0.0%
613	Information and communications technicians, (operations, user support, computer network and systems technicians, Internet technicians, etc.)	21	0.5%
614	Telecommunications, broadcasting and audio-visual technicians	4	0.1%
615	Ship and aircraft controllers and technicians: ship's office	21	0.5%
616	Mining, manufacturing and construction supervisors	10	0.2%
621	Financial associate professionals: securities and finance dealers and brokers, credit and loans officers, accountants, valuers and loss assessors, etc.	43	1.1%
622	Sales and purchasing agents: insurance representatives, commercial sales representatives (sales agents, commercial agents), buyers, trade brokers	22	0.5%
623	Business services agents: clearing and forwarding agents, conference and event planners, employment agents and contractors, real estate agents and property managers, etc.	11	0.3%
624	Regulatory government associate professionals (excluding police): customs and border inspectors, government tax and excise officials, government social benefits officials, government licensing officials, etc.	21	0.5%
625	Administrative, executive and specialized secretaries (legal, medical)	70	1.7%
626	Business and administration associate professionals not elsewhere classified	45	1.1%
631	Medical and pharmaceutical technicians	14	0.3%
632	Other health associate professionals: dental assistants and	9	0.2%
641	Sports and fitness workers: athletes and sports players (wrestlers, etc.), sports coaches, instructors and officials, etc.	9	0.2%
642	Artistic and cultural associate professionals: gallery, museum and library technicians	1	0.0%
643	Other associate professionals not elsewhere classified	7	0.2%
712	Physical science and life science professionals: physicists,	4	0.1%
713	Science and engineering professionals, including information technology	19	0.5%
714	Information and communications technology professionals (software and applications developers and analysts, Web and multimedia developers, database and network professionals)	7	0.2%
715	Architects, planners, surveyors and designers	2	0.0%

File : rdc_qb_activity

q403_c: What was your exact occupation during this period: 1st activity

Value	Label	Cases	Percentage
721	Social science professionals: demographers, economists, sociologists, anthropologists, philosophers, historians, psychologists, etc.	3	0.1%
722	Authors, journalists and related writers	13	0.3%
723	Librarians, archivists and curators	5	0.1%
724	Translators, interpreters and other linguists	10	0.2%
725	Musician	1	0.0%
731	Medical doctors	24	0.6%
732	Nursing and midwifery professionals	86	2.1%
734	Other health professionals: dentists, pharmacists, orthophonists, physiotherapists, veterinary surgeons, etc.	6	0.1%
735	Social workers and educators	15	0.4%
736	ONG coordinators, leaders, managers	27	0.7%
741	University and higher education teachers, researchers	33	0.8%
742	Vocational education teachers	3	0.1%
743	Secondary education teachers	98	2.4%
744	Primary school teachers	81	2.0%
745	Early childhood educators	7	0.2%
746	Other teaching professionals: specialized educators, language teachers, arts teachers, etc.	4	0.1%
747	Teaching managers: primary and secondary school head teachers, teaching inspectors	21	0.5%
748	Other teaching professionals not elsewhere classified: careers advisers, supervisors, inspectors, peripatetic teachers, etc	19	0.5%
751	Visual artists: painters, sculptors, illustrators, designers	6	0.1%
752	Composers, musicians, singers, griots	14	0.3%
753	Actors, dancers and choreographers, artistic directors	7	0.2%
754	Photographers, interior designers and decorators	6	0.1%
755	Announcers on radio, television and other media	2	0.0%
756	Other artistic and cultural professionals not elsewhere classified	3	0.1%
761	Business and administration professionals (finance, marketing, public relations, accounting)	27	0.7%
762	Barristers, magistrates, clerks of court, notaries, bailiffs	30	0.7%
763	Religious professionals: imams, marabouts, madrassa teachers, priests, pastors, evangelists, members of religious orders	38	0.9%
764	Other professionals not elsewhere classified	15	0.4%
801	Legislators: ministers, members of parliament, mayors, advisors	12	0.3%
802	Senior government officials (ambassador, consul, prefect, etc.)	6	0.1%
803	Traditional chiefs and heads of village or district	2	0.0%
804	Managing directors and chief executives, senior managers (all sectors)	45	1.1%
805	Owners and managers of hotels, restaurants, commercial businesses and other services	93	2.3%
Sysmiss		5817	

Warning: these figures indicate the number of cases found in the data file. They cannot be interpreted as summary statistics of the population of interest.

File : rdc_qb_activity

q404: Were you

Information [Type= discrete] [Format=numeric] [Range= 1-2147483624] [Missing=*]

Statistics [NW/ W] [Valid=4101 /-] [Invalid=5805 /-]

Definition
Wage-earner: answers 1 to 3
In non-wage employment: answers 4 to 7

Universe If q402 in 2

Literal question 404. Were you...

Post-question If q404 in 4, 5, 6, 7 => 406

Value	Label	Cases	Percentage
1	Higher-level occupation	343	8.4%
2	Skilled employee or worker	1025	25.0%
3	Unskilled employee, worker, labourer	676	16.5%
4	Employer	74	1.8%
5	Self-employed (w/o employees)	1687	41.1%
6	Apprentice/trainee, intern	214	5.2%
7	Helping family member in a family business or farm	82	2.0%
Sysmiss		5805	

Warning: these figures indicate the number of cases found in the data file. They cannot be interpreted as summary statistics of the population of interest.

q405: Who was your employer

Information [Type= discrete] [Format=numeric] [Range= 1-2147483624] [Missing=*]

Statistics [NW/ W] [Valid=2003 /-] [Invalid=7903 /-]

Universe
If q402 in 2
If q404 in 1, 2, 3

Literal question 405. Who was your employer?

Value	Label	Cases	Percentage
1	A public or semi-public administration (ECG)	762	38.0%
2	An International Organisation	46	2.3%
3	An association (co-operative, trade union, church, NGO...)	163	8.1%
4	An(other) private company	854	42.6%
5	Private individual	178	8.9%
Sysmiss		7903	

Warning: these figures indicate the number of cases found in the data file. They cannot be interpreted as summary statistics of the population of interest.

q406: Would you say that during this period you had enough to live

Information [Type= discrete] [Format=numeric] [Range= 1-2147483624] [Missing=*]

Statistics [NW/ W] [Valid=9823 /-] [Invalid=83 /-]

Literal question 406. All-in-all would you say that during this period you had enough to live on from day-to-day?

Value	Label	Cases	Percentage
1	Yes, absolutely	8318	84.7%
2	No, not at all	514	5.2%
3	It depended	991	10.1%
Sysmiss		83	

Warning: these figures indicate the number of cases found in the data file. They cannot be interpreted as summary statistics of the population of interest.

File : rdc_qb_activity

q407: During this period did you receive

Information	[Type= discrete] [Format=character] [Missing=*/.a/.b/.c]
Statistics [NW/ W]	[Valid=9444 /-] [Invalid=462 /-]
Literal question	407. At one moment or another during this period, did you receive... Multiple answers
Post-question	If no resource => Check off and go to the next period
Interviewer's instructions	Read:

Value	Label	Cases	Percentage
0	No resource	4247	45.0%
1		2937	31.1%
1 2		5	0.1%
1 5 7		1	0.0%
1 7		1	0.0%
1 9		4	0.0%
1 2		25	0.3%
1 2 7		1	0.0%
1 2 9		2	0.0%
1 5 7		1	0.0%
1 7 9		1	0.0%
1 7 9		1	0.0%
1 8		1	0.0%
1 9		9	0.1%
1 2		177	1.9%
1 2 9		2	0.0%
1 2 5		2	0.0%
1 2 7		7	0.1%
1 2 7 5		1	0.0%
1 2 8		5	0.1%
1 2 9		11	0.1%
1 3		1	0.0%
1 3 5		1	0.0%
1 4		1	0.0%
1 5		28	0.3%
1 5 2		2	0.0%
1 5 7		11	0.1%
1 5 7 9		1	0.0%
1 5 8		2	0.0%
1 6		2	0.0%
1 7		95	1.0%
1 7 2		1	0.0%
1 7 8		1	0.0%
1 7 9		1	0.0%
1 8		18	0.2%
1 8 7		1	0.0%
1 8 9		1	0.0%

File : rdc_qb_activity

q407: During this period did you receive

Value	Label	Cases	Percentage
1 9		82	0.9%
1 9 2		1	0.0%
1 9 8		1	0.0%
2		539	5.7%
2 6		1	0.0%
2 7		1	0.0%
2 9		1	0.0%
2 8		1	0.0%
2 9		3	0.0%
2 1		2	0.0%
2 3 6		1	0.0%
2 5		6	0.1%
2 6		10	0.1%
2 6 5		1	0.0%
2 7		3	0.0%
2 8		4	0.0%
2 9		15	0.2%
3		40	0.4%
3 2		1	0.0%
3 5		6	0.1%
4		9	0.1%
4 9		3	0.0%
5		291	3.1%
5 1		1	0.0%
5 2		2	0.0%
5 6		3	0.0%
6		130	1.4%
6 2		1	0.0%
6 9		6	0.1%
7		96	1.0%
7 1		1	0.0%
7 4		1	0.0%
7 8		3	0.0%
7 9		2	0.0%
8		358	3.8%
8 1		2	0.0%
8 5		12	0.1%
8 6		2	0.0%
8 9		10	0.1%
9		176	1.9%
9 1		1	0.0%
9 2		4	0.0%
9 2 6		1	0.0%

File : rdc_qb_activity

q407: During this period did you receive

Value	Label	Cases	Percentage
9 7		1	0.0%
9 8		1	0.0%
.a		11	
.b		448	
.c		3	

Warning: these figures indicate the number of cases found in the data file. They cannot be interpreted as summary statistics of the population of interest.

q407_0: During this period did you receive: No earning

Information	[Type= discrete] [Format=numeric] [Range= 0-1] [Missing=*]
Statistics [NW/ W]	[Valid=9906 /-] [Invalid=0 /-]
Literal question	407. At one moment or another during this period, did you receive... No earning
Interviewer's instructions	Read:

Value	Label	Cases	Percentage
0	No	5659	57.1%
1	Yes	4247	42.9%

Warning: these figures indicate the number of cases found in the data file. They cannot be interpreted as summary statistics of the population of interest.

q407_1: During this period did you receive: Wage, income from main activity

Information	[Type= discrete] [Format=numeric] [Range= 0-1] [Missing=*]
Statistics [NW/ W]	[Valid=9906 /-] [Invalid=0 /-]
Literal question	407. At one moment or another during this period, did you receive... A wage, income from your main activity
Interviewer's instructions	Read:

Value	Label	Cases	Percentage
0	No	9392	94.8%
1	Yes	514	5.2%

Warning: these figures indicate the number of cases found in the data file. They cannot be interpreted as summary statistics of the population of interest.

q407_2: During this period did you receive: Income from moonlighting

Information	[Type= discrete] [Format=numeric] [Range= 0-1] [Missing=*]
Statistics [NW/ W]	[Valid=9906 /-] [Invalid=0 /-]
Literal question	407. At one moment or another during this period, did you receive... Income from a secondary activity, e.g. moonlighting, small jobs, occasional employment
Interviewer's instructions	Read:

Value	Label	Cases	Percentage
0	No	9067	91.5%
1	Yes	839	8.5%

Warning: these figures indicate the number of cases found in the data file. They cannot be interpreted as summary statistics of the population of interest.

q407_3: During this period did you receive: Unemployment benefit

Information	[Type= discrete] [Format=numeric] [Range= 0-1] [Missing=*]
Statistics [NW/ W]	[Valid=9906 /-] [Invalid=0 /-]
Literal question	407. At one moment or another during this period, did you receive... An unemployment benefit

File : rdc_qb_activity

q407_3: During this period did you receive: Unemployment benefit

Interviewer's instructions Read:

Value	Label	Cases	Percentage
0	No	9856	99.5%
1	Yes	50	0.5%

Warning: these figures indicate the number of cases found in the data file. They cannot be interpreted as summary statistics of the population of interest.

q407_4: During this period did you receive: Retirement/disability/other type of pension

Information [Type= discrete] [Format=numeric] [Range= 0-1] [Missing=*]

Statistics [NW/ W] [Valid=9906 /-] [Invalid=0 /-]

Literal question 407. At one moment or another during this period, did you receive...
A retirement pension, disability pension, other type of pension

Interviewer's instructions Read:

Value	Label	Cases	Percentage
0	No	9892	99.9%
1	Yes	14	0.1%

Warning: these figures indicate the number of cases found in the data file. They cannot be interpreted as summary statistics of the population of interest.

q407_5: During this period did you receive: Social benefit

Information [Type= discrete] [Format=numeric] [Range= 0-1] [Missing=*]

Statistics [NW/ W] [Valid=9906 /-] [Invalid=0 /-]

Literal question 407. At one moment or another during this period, did you receive...
Social benefits (family allowances, welfare benefits)

Interviewer's instructions Read:

Value	Label	Cases	Percentage
0	No	9534	96.2%
1	Yes	372	3.8%

Warning: these figures indicate the number of cases found in the data file. They cannot be interpreted as summary statistics of the population of interest.

q407_6: During this period did you receive: Scholarship

Information [Type= discrete] [Format=numeric] [Range= 0-1] [Missing=*]

Statistics [NW/ W] [Valid=9906 /-] [Invalid=0 /-]

Literal question 407. At one moment or another during this period, did you receive...
A scholarship

Interviewer's instructions Read:

Value	Label	Cases	Percentage
0	No	9748	98.4%
1	Yes	158	1.6%

Warning: these figures indicate the number of cases found in the data file. They cannot be interpreted as summary statistics of the population of interest.

q407_7: During this period did you receive: Income from rents, interests or other

Information [Type= discrete] [Format=numeric] [Range= 0-1] [Missing=*]

Statistics [NW/ W] [Valid=9906 /-] [Invalid=0 /-]

Literal question 407. At one moment or another during this period, did you receive...
Income from rents, interest or other capital income

Interviewer's instructions Read:

File : rdc_qb_activity

q407_7: During this period did you receive: Income from rents, interests or other

Value	Label	Cases	Percentage
0	No	9673	97.6%
1	Yes	233	2.4%

Warning: these figures indicate the number of cases found in the data file. They cannot be interpreted as summary statistics of the population of interest.

q407_8: During this period did you receive: Other resources

Information	[Type= discrete] [Format=numeric] [Range= 0-1] [Missing=*]
Statistics [NW/ W]	[Valid=9906 /-] [Invalid=0 /-]
Literal question	407. At one moment or another during this period, did you receive... Other resources
Interviewer's instructions	Read:

Value	Label	Cases	Percentage
0	No	9483	95.7%
1	Yes	423	4.3%

Warning: these figures indicate the number of cases found in the data file. They cannot be interpreted as summary statistics of the population of interest.

q407_9: During this period did you receive: Transfers from abroad

Information	[Type= discrete] [Format=numeric] [Range= 0-2147483624] [Missing=*]
Statistics [NW/ W]	[Valid=9906 /-] [Invalid=0 /-]
Literal question	407. At one moment or another during this period, did you receive... Transfers from abroad
Interviewer's instructions	Read:

Value	Label	Cases	Percentage
0	No	9565	96.6%
1	Yes	341	3.4%

Warning: these figures indicate the number of cases found in the data file. They cannot be interpreted as summary statistics of the population of interest.

q407_NR: During this period did you receive: No answer

Information	[Type= discrete] [Format=numeric] [Range= 0-1] [Missing=*]
Statistics [NW/ W]	[Valid=9906 /-] [Invalid=0 /-]
Literal question	407. At one moment or another during this period, did you receive... No answer
Interviewer's instructions	Read:

Value	Label	Cases	Percentage
0	No	9444	95.3%
1	Yes	462	4.7%

Warning: these figures indicate the number of cases found in the data file. They cannot be interpreted as summary statistics of the population of interest.

q407_a: Specify the other resources

Information	[Type= discrete] [Format=character] [Missing=*/b]
Statistics [NW/ W]	[Valid=469 /-] [Invalid=44 /-]
Universe	If q407_8 in 1
Literal question	407. At one moment or another during this period, did you receive... Other resources => Specify

File : rdc_qb_activity

q407_a: Specify the other resources

Value	Label	Cases	Percentage
+ soutien des parents et amis		1	0.2%
8 = colis alimentaires ; 5 = aide donnee par l'ecole		1	0.2%
ACTIVITE DU MARI		1	0.2%
AGENT DE POCHE		4	0.9%
AGENT DE POCHE DE MON MARI		4	0.9%
AIDE D EMMANS		1	0.2%
AIDE DE LA FAMILLE		1	0.2%
AIDE FINANCIER DES AMIS		1	0.2%
APPORTS FINANCIERS DES ENFANTS		1	0.2%
ARGENT PROVENANT DE CES PARENTS		1	0.2%
ARGENT DE MON MARI		2	0.4%
ARGENT DE MON MARI PLACIDE		1	0.2%
ARGENT DE MON MARI POUR LA GESTION DE NOTRE MENAGE		1	0.2%
ARGENT DE POCHE		5	1.1%
ARGENT DE POCHE VENANT DE MAMAN		1	0.2%
ARGENT DE SEJOUR QUE MON CONJOINT ME DONNE		1	0.2%
ARGENTPROVE D UN MARI		1	0.2%
Aide croix rouge		1	0.2%
Aide de famille		1	0.2%

File : rdc_qb_activity

q407_a: Specify the other resources

Value	Label	Cases	Percentage
Aide de la croix-rouge		1	0.2%
Aide de la tante		1	0.2%
Aide de mon fils		1	0.2%
Aide des missionnaires		1	0.2%
Aide des parents		7	1.5%
Aide du mari		5	1.1%
Aide du pere		1	0.2%
Aide du seminaire		1	0.2%
Aide familiale		2	0.4%
Aide grande sÅ“ur		1	0.2%
Aide mari		5	1.1%
Aide parentale		1	0.2%
Aide parents		2	0.4%
Aide paternelle		1	0.2%
Aides du mari et des enfants		1	0.2%
Aides occasionnelles du service social de l'unif		1	0.2%
Argent		1	0.2%
Argent copain		1	0.2%
Argent de jeannot		1	0.2%
Argent de poche		21	4.5%
Argent de poche centre		2	0.4%
Argent de poche de la congregation		2	0.4%
Argent de poche de mes sÅ“urs		1	0.2%
Argent de poche de mon mari		1	0.2%
Argent de poche de mon oncle		1	0.2%
Argent de poche de mon pere		1	0.2%
Argent de poche des parents		8	1.7%
Argent de poche du couvent		4	0.9%
Argent de poche du mari		1	0.2%
Argent de poche parents		14	3.0%

File : rdc_qb_activity

q407_a: Specify the other resources

Value	Label	Cases	Percentage
Argent des parents		1	0.2%
Argent parents		2	0.4%
BENEFICES		11	2.3%
BENEFICES ET SALAIRE DU CONJOINT		1	0.2%
Biens en nature		1	0.2%
CE QUE ME DONNENT LES ENFANTS		1	0.2%
COMPTE FAMILIAL		1	0.2%
CPAS de sa conjointe		1	0.2%
Couvent		4	0.9%
DON DE LA PART DES ONCLES ET AUTRES		1	0.2%
DON EN ARGENT		1	0.2%
DOTATION EN TENUE		1	0.2%
Envois de la ferme		1	0.2%
FRAIS DE LOYER PERCUS		1	0.2%
Famille		1	0.2%
Famille subvenait aux besoins		1	0.2%
Formation payee		1	0.2%
Formations payees		1	0.2%
Frais de fonctionnement		1	0.2%
Frere aide		1	0.2%
GAIN		1	0.2%
Grace a l'œuvre de Dieu argent de fideles		1	0.2%
Grand frere		1	0.2%
Intentions des MESSES		1	0.2%
Intentions des messes		1	0.2%
Job etudiant Aide de sa sœur		1	0.2%

File : rdc_qb_activity

q407_a: Specify the other resources

Value	Label	Cases	Percentage
L ARGENT DE MON MARI		1	0.2%
LA BELLE FAMILLE ME DONNE L ARGENT POUR CERTAINS BESOINS		1	0.2%
LE BEAU PÃ`RE ME DONNE L ARGENT CHAQUE FIN DU MOIS		1	0.2%
LE SALAIRE DE MON MARI		2	0.4%
LES COMPTES DE MON CONJOINT		1	0.2%
LES SURPLUS ET SYLLABUS		1	0.2%
Le couvent		1	0.2%
Le couvent payait le minerval		1	0.2%
MA FAMILLES (MES FRERES M'ENVOYAIEN DE L'ARGENT A PORTER DE KANANGA)		1	0.2%
MAIN D Å`UVRE		1	0.2%
MARI S OCCUPE DE MOI		3	0.6%
MES ONCLES ET MON FRERE ME DONNER DE L ARGENT POUR LA SANTE ET LES ETUDES		1	0.2%
MON EPOUSE ME DONNAIT UN PEU D ARGENT DE POCHE		1	0.2%
NASS		7	1.5%
NASS VOUCHER		6	1.3%
Occasionnellemer quelques sommess pour		1	0.2%

File : rdc_qb_activity

q407_a: Specify the other resources

Value	Label	Cases	Percentage
les prestations de coiffure			
PARENTS		5	1.1%
PETIT COMMERCE		3	0.6%
PETITE PRIME		1	0.2%
PRECEPTORAT		1	0.2%
PRIME		1	0.2%
PRIME D'ENCOURAGEMENT		1	0.2%
Parents		5	1.1%
Plan Activa		3	0.6%
Prieres recues des fideles		1	0.2%
Prime d'encouragement		1	0.2%
Pris en charge par l'eglise		1	0.2%
Prises en charge par oncles et tantes		1	0.2%
RESSOURCES DU CONJOINT/ ENVOI ACTUELLEMEN		1	0.2%
Revenu des filles qu'elle hebergeait (gauffres, couture)		1	0.2%
Revenus verte betes		1	0.2%
SALAIRE DE MON MARI		3	0.6%
SALAIRE DES ENFANTS ADULTES ET MEMBRE DE LA FAMILLE		1	0.2%
SALAIRE DU CONJOINT		5	1.1%
SALAIRE DU CONJOIT		1	0.2%
SALAIRE DU COUTURE		1	0.2%
SALAIRE DU MARI		1	0.2%
SES ONCLES LUI ENVOIE DE L ARGENT		1	0.2%
SON GRAND FRERE LUI		1	0.2%

File : rdc_qb_activity

q407_a: Specify the other resources

Value	Label	Cases	Percentage
DONNE DE L'ARGENT			
SON PÃˆRE L ENVOYAIT DE L ARGENT A KIKWIT		1	0.2%
SUBSIDES DES ENFANTS		1	0.2%
SUPPORT DES PARENTS		1	0.2%
Soutien des parents		2	0.4%
Soutien familial		5	1.1%
Soutien parental		2	0.4%
Stage professionnel		1	0.2%
Subsides de la congregation		3	0.6%
SÃˆur, groupe de musique		1	0.2%
Transport mendie chez Caritas		1	0.2%
Travail une fois par mois plus argent de poche du centre		1	0.2%
UN PEU D'ARGENT QU'IL TROUVE QUAND IL COIFFE		1	0.2%
UN PEU DES BENEFCES		2	0.4%
VENDEUSE DES ARTICLES		1	0.2%
VENTE PRODUIT ANGOLAISES		1	0.2%
VOLONTAIRE EXPENSES		1	0.2%
Vente boissons surees et prduits alimentaires sur le campus		1	0.2%
WORKING TAX		1	0.2%
aide au logement		1	0.2%
aide congregation		1	0.2%
aide d'amis et de connaissances		1	0.2%

File : rdc_qb_activity

q407_a: Specify the other resources

Value	Label	Cases	Percentage
aide d'une cousine - aide connaissance de l'eglise		1	0.2%
aide d'une cousine - aide de quelqu'un de l'eglise		1	0.2%
aide de bien faiteurs		1	0.2%
aide de l'eglise		1	0.2%
aide de la famille		4	0.9%
aide de ma famille		1	0.2%
aide de ma fille a un moment		1	0.2%
aide de ma s��ur		1	0.2%
aide de ma s��ur de France		1	0.2%
aide de mon mari		1	0.2%
aide de mon petit frere		1	0.2%
aide de son frere		1	0.2%
aide de tante; jobs etudiant; aide siognantes		1	0.2%
aide des parents		5	1.1%
aide du conjoint		2	0.4%
aide du pere		1	0.2%
aide familial		1	0.2%
aide familiale		10	2.1%
aide familiale argent de poche		1	0.2%
aide mari		1	0.2%
aide par l'eglise		1	0.2%
aides eglises		1	0.2%
allocations pour les refugiers		1	0.2%
argent de mon epoux		1	0.2%
argent de poche		22	4.7%
argent de poche (paroisse)		1	0.2%
argent de poche - parents		2	0.4%
argent de poche de la famille		1	0.2%

File : rdc_qb_activity

q407_a: Specify the other resources

Value	Label	Cases	Percentage
argent de poche de mon ami		1	0.2%
argent de poche de mon fiance		1	0.2%
argent de poche de mon oncle		1	0.2%
argent de poche des parents		6	1.3%
argent de poche du couvent		1	0.2%
argent de poche du grand seminaire		1	0.2%
argent de poche du mari		1	0.2%
argent de poche maman		2	0.4%
argent de poche parent		1	0.2%
argent de poche parents		8	1.7%
argent de poche, economies		1	0.2%
argent de poche		1	0.2%
argent des parents		2	0.4%
argent envoye par les parents		1	0.2%
argent et cadeaux d'hommes en echange des relation ssexuelles		1	0.2%
biens en nature		1	0.2%
cadeaux des personnes pour qui elle tourne		1	0.2%
conjoint		1	0.2%
depend de sa sÅ“ur		1	0.2%
famille		1	0.2%
forfait du centre pour refugies		1	0.2%
forfait hebdo au centre		1	0.2%
formation 1 euro/heure		1	0.2%
formation forem		1	0.2%
frais de fonctionnement		3	0.6%

File : rdc_qb_activity

q407_a: Specify the other resources

Value	Label	Cases	Percentage
frais de fonvionnement		1	0.2%
frais de transport		1	0.2%
frais de transport +salaire du mari		1	0.2%
indemnites de transport		1	0.2%
le pere de ses enfants		2	0.4%
logement paye par la societe		3	0.6%
ma sÅ"ur en Belgique - boulot etudiant gardien de nuit		1	0.2%
manger chez le frere ci et la		1	0.2%
mari		2	0.4%
mari + jobs etudiants		1	0.2%
mendie a l'eglise loge paye + electricite Eglise, pretre, associations, amis		1	0.2%
mendie dans les associations, dans les eglises		1	0.2%
mere		1	0.2%
mon mari travaillait		1	0.2%
neveu de la tante qui donnait de l'argent		1	0.2%
oncle riche qui aidait la famille		1	0.2%
parents		12	2.6%
parents - argent de poche		1	0.2%
parents parents demenagements		1	0.2%
pecule de la congregation		1	0.2%
pecule de la congregation		1	0.2%
pecule eveche		1	0.2%
pere de ses enfants		2	0.4%
petit commerce		1	0.2%
prime de stage		1	0.2%

File : rdc_qb_activity

q407_a: Specify the other resources

Value	Label	Cases	Percentage
prime des parents		1	0.2%
primes congolais - epouse - maison de l'Etat qui s'en charge		1	0.2%
pris en charge par communaute religieuse		1	0.2%
pris en charge par communaute religieuse + dons sd'amis et de paroissiens		1	0.2%
pris en charge par communaute religieuse + dons d'amis et de paroissiens		1	0.2%
pris en charge par la communaute religieuse		1	0.2%
pris en charge par la communaute religieuse + dons d'amis et de paroissiens		1	0.2%
ressource des parents		1	0.2%
ressources du mari		1	0.2%
revenu du frere + petits jobs		1	0.2%
revenus de l'epouse		1	0.2%
revenus musique amis		1	0.2%
salaire d'epouse		1	0.2%
son conjoint		1	0.2%
soutien de l'oncle		1	0.2%
soutien de la croix-rouge		1	0.2%
soutien des parents		7	1.5%
soutien familial		12	2.6%
soutien parental		12	2.6%
soutient familial		1	0.2%
soutine des parents		1	0.2%
stage remunere + aide des parents		1	0.2%

File : rdc_qb_activity

q407_a: Specify the other resources

Value	Label	Cases	Percentage
subsidies de la congregation		2	0.4%
subsidies de ma congregation		1	0.2%
subvention d'une institution et des parents		1	0.2%
subvention du prive car le public ne payait plus		1	0.2%
subventionne par une institution privee		1	0.2%
sÅ"ur		1	0.2%
vide		1	0.2%
.b		44	

Warning: these figures indicate the number of cases found in the data file. They cannot be interpreted as summary statistics of the population of interest.

q408: Amount per month

Information	[Type= continuous] [Format=numeric] [Range= 0-80000150000] [Missing=*]
Statistics [NW/ W]	[Valid=4509 /-] [Invalid=5397 /-]
Literal question	408. Taking into account all your income sources: what approximate amount of money did you personally have at your disposal per month at the end of this time period, after tax? Amount
Post-question	Next periods of ACTIVITY or INACTIVITY => Next page / Additional sheets Otherwise, go to HISTORY OF ASSETS AND BUSINESSES => Page 28 / Next page

q408_dev: Currency

Information	[Type= discrete] [Format=numeric] [Range= 1-6] [Missing=*]
Statistics [NW/ W]	[Valid=4508 /-] [Invalid=5398 /-]
Literal question	408. Taking into account all your income sources: what approximate amount of money did you personally have at your disposal per month at the end of this time period, after tax? Currency
Post-question	Next periods of ACTIVITY or INACTIVITY => Next page / Additional sheets Otherwise, go to HISTORY OF ASSETS AND BUSINESSES => Page 28 / Next page

Value	Label	Cases	Percentage
1	Congolese Franc	722	16.0%
2	Euro	514	11.4%
3	US dollar	2376	52.7%
6	Other	896	19.9%
Sysmiss		5398	

Warning: these figures indicate the number of cases found in the data file. They cannot be interpreted as summary statistics of the population of interest.

q408_dev_a: Other currency

Information	[Type= discrete] [Format=character] [Missing=*]
Statistics [NW/ W]	[Valid=905 /-] [Invalid=0 /-]
Universe	If q408_dev in 6

File : rdc_qb_activity

q408_dev_a: Other currency

Literal question 408. Taking into account all your income sources: what approximate amount of money did you personally have at your disposal per month at the end of this time period, after tax?
Other currency

Post-question Next periods of ACTIVITY or INACTIVITY => Next page / Additional sheets
Otherwise, go to HISTORY OF ASSETS AND BUSINESSES => Page 28 / Next page

Value	Label	Cases	Percentage
+ 1000 dollards transferts		1	0.1%
+1000 dollards transferts		1	0.1%
+1000dollars transferts		1	0.1%
CFA		1	0.1%
DEUTSCHMARI		1	0.1%
DIRAM		1	0.1%
DURHAM		1	0.1%
Des milliers Zaires		1	0.1%
Deutshmark		1	0.1%
Dollars Canadien		1	0.1%
Dollars canadiens		4	0.4%
Entre 200 et 300		1	0.1%
FB		7	0.8%
FCFA		48	5.3%
FF		4	0.4%
FRANC BELGE		10	1.1%
FRANC CONGOLAIS		1	0.1%
FRANC FRANCAIS		8	0.9%
FRANC SUISSE		8	0.9%
FRANCS		2	0.2%
FRANCS BELGES		1	0.1%
FRANCS BURUNDAIS		1	0.1%
FRANCS FRANCAIS		3	0.3%
Florins		5	0.6%
Francs Belge		2	0.2%
Francs Belges		32	3.5%
Francs Burundais		1	0.1%
Francs CFA		2	0.2%
Francs Francais		3	0.3%
Francs belges		8	0.9%
Francs francais		1	0.1%

File : rdc_qb_activity

q408_dev_a: Other currency

Value	Label	Cases	Percentage
GBP		309	34.1%
KUANZA		1	0.1%
LEI		1	0.1%
LIRE		1	0.1%
MAKUTA		1	0.1%
NARA		1	0.1%
NATURE MANIOC		1	0.1%
NOUVEAU ZAIRE		36	4.0%
NOUVEAUX ZAIRES		2	0.2%
Par an !!		1	0.1%
RAND		2	0.2%
SUISSE FRANC		1	0.1%
SUISSE FRANCS		1	0.1%
ZAIRE		189	20.9%
ZAIRE DOLLAR		4	0.4%
ZAIRE DOLLARS		28	3.1%
Zaire		3	0.3%
Zaires		23	2.5%
anciens		2	0.2%
florins		6	0.7%
franc belges		27	3.0%
franc francais		1	0.1%
frances belges		1	0.1%
francs		1	0.1%
francs Belges		1	0.1%
francs belges		74	8.2%
francs congolais		1	0.1%
francs francais		5	0.6%
francs zairois		1	0.1%
pas de transfert fixe		1	0.1%
zaire		1	0.1%
zaires		16	1.8%

Warning: these figures indicate the number of cases found in the data file. They cannot be interpreted as summary statistics of the population of interest.

isco: ISCO codification

Information	[Type= continuous] [Format=numeric] [Range= 110-9629] [Missing=*]
Statistics [NW/ W]	[Valid=4166 /-] [Invalid=5740 /-]
Notes	International variable constructed from q403. List of the codes in a separate document.

File : rdc_qb_activity			
# isei: ISEI codification			
Information	[Type= continuous] [Format=numeric] [Range= 10-89] [Missing=*]		
Statistics [NW/ W]	[Valid=4166 /-] [Invalid=5740 /-]		
Definition	International Socio Economic Index		
Notes	Variable constructed from q403. See the nomenclature. List of the codes in a separate document.		
# flag_age: Less than 25 years and more than 75 years			
Information	[Type= discrete] [Format=numeric] [Range= 0-1] [Missing=*]		
Statistics [NW/ W]	[Valid=9906 /-] [Invalid=0 /-]		
Definition	The migrant is younger than 25 or older than 75 at the time of the survey.		
Notes	These individuals have ages very close to the thresholds 25-75.		
Value	Label	Cases	Percentage
0	No	9906	100.0%
1	Yes	0	
<i>Warning: these figures indicate the number of cases found in the data file. They cannot be interpreted as summary statistics of the population of interest.</i>			
# flag_arrival: First migration in Europe before 18			
Information	[Type= discrete] [Format=numeric] [Range= 0-1] [Missing=*]		
Statistics [NW/ W]	[Valid=4702 /-] [Invalid=5204 /-]		
Definition	The migrant (current or returnee) arrived in Europe the 1st time before 18.		
Value	Label	Cases	Percentage
0	No	4623	98.3%
1	Yes	79	1.7%
Sysmiss		5204	
<i>Warning: these figures indicate the number of cases found in the data file. They cannot be interpreted as summary statistics of the population of interest.</i>			
# weight_eur: Weighting normalized on the 3 european countries			
Information	[Type= continuous] [Format=numeric] [Range= 0.123741947114468-2.92577934265137] [Missing=*]		
Statistics [NW/ W]	[Valid=2824 /-] [Invalid=7082 /-]		
Definition	Use when working on the European countries pooled together (for example, the Senegalese population sampled in France, Italy and Spain). It should not be used if the analyses include individuals surveyed in Africa.		
# weight_all: Weighting normalized on the 4 countries			
Information	[Type= continuous] [Format=numeric] [Range= 0.043433666229248-7.21617412567139] [Missing=*]		
Statistics [NW/ W]	[Valid=9906 /-] [Invalid=0 /-]		
Definition	Use when working on all countries of the MAFE survey (for example, Senegalese population from Senegalese, French, Italian and Spanish samples).		
# weight_ctry: Weighting normalized by country			
Information	[Type= continuous] [Format=numeric] [Range= 0.054081816226244-5.26600313186646] [Missing=*]		
Statistics [NW/ W]	[Valid=9906 /-] [Invalid=0 /-]		
Definition	Use when working on a single country (for example, the Senegalese population sampled only in Senegal, or in any single European country).		

File : rdc_qb_assets

ident: Biographic individual identifier

Information	[Type= discrete] [Format=character] [Missing=*]
Statistics [NW/ W]	[Valid=2884 /-] [Invalid=0 /-]
Definition	Individual identifiant = 1st letter of country + n° of questionnaire compost

id_country: Country of the survey

Information	[Type= discrete] [Format=character] [Missing=*]
Statistics [NW/ W]	[Valid=2884 /-] [Invalid=0 /-]
Definition	Country where the data was collected: - B = Belgium - C = DR Congo - U = United Kingdom

Value	Label	Cases	Percentage
B		470	16.3%
C		2199	76.2%
U		215	7.5%

Warning: these figures indicate the number of cases found in the data file. They cannot be interpreted as summary statistics of the population of interest.

n_menage: ID of the HH

Information	[Type= continuous] [Format=numeric] [Range= 3-2011] [Missing=*]
Statistics [NW/ W]	[Valid=2199 /-] [Invalid=685 /-]
Definition	Household ID Only available for Africa

n_indiv: ID of the individual in the HH

Information	[Type= continuous] [Format=numeric] [Range= 0-100] [Missing=*]
Statistics [NW/ W]	[Valid=2199 /-] [Invalid=685 /-]
Definition	ID of each individual within her/his household Only available for Africa

num_dr: DR number

Information	[Type= continuous] [Format=numeric] [Range= 1-58] [Missing=*]
Statistics [NW/ W]	[Valid=2199 /-] [Invalid=685 /-]
Definition	Survey area ID Only available for Africa

strata_area: Strata - DR level

Information	[Type= discrete] [Format=numeric] [Range= 1-10] [Missing=*]
Statistics [NW/ W]	[Valid=2173 /-] [Invalid=711 /-]
Definition	Migration prevalence in each survey area, as reported by knowledgeable persons Only available for Africa

Value	Label	Cases	Percentage
1	High level of migration	1316	60.6%
2	Medium level of migration	396	18.2%
3	Low level of migration	461	21.2%
Sysmiss		711	

Warning: these figures indicate the number of cases found in the data file. They cannot be interpreted as summary statistics of the population of interest.

File : rdc_qb_assets

strata_hh: Strata - household level

Information	[Type= discrete] [Format=numeric] [Range= 0-2] [Missing=*]
Statistics [NW/ W]	[Valid=2173 /-] [Invalid=711 /-]
Definition	Stratification by household migrant status according to the screening survey Only available for Africa

Value	Label	Cases	Percentage
0	HH with no migrant	1049	48.3%
1	HH with returnee(s)	678	31.2%
2	HH with current migrant(s)	446	20.5%
Sysmiss		711	

Warning: these figures indicate the number of cases found in the data file. They cannot be interpreted as summary statistics of the population of interest.

strata_ind: Strata - individual level

Information	[Type= discrete] [Format=numeric] [Range= 1-3] [Missing=*]
Statistics [NW/ W]	[Valid=2173 /-] [Invalid=711 /-]
Definition	3 strata according to the individuals' migratory status Only available for Africa

Value	Label	Cases	Percentage
1	Return migrant	467	21.5%
2	Partner of a migrant	96	4.4%
3	Other non migrant	1610	74.1%
Sysmiss		711	

Warning: these figures indicate the number of cases found in the data file. They cannot be interpreted as summary statistics of the population of interest.

num_prop: Asset number

Information	[Type= discrete] [Format=numeric] [Range= 1-9] [Missing=*]
Statistics [NW/ W]	[Valid=2884 /-] [Invalid=0 /-]
Universe	If q20tot not in 0

Value	Label	Cases	Percentage
1		2066	71.6%
2		470	16.3%
3		205	7.1%
4		82	2.8%
5		42	1.5%
6		10	0.3%
7		6	0.2%
8		3	0.1%

Warning: these figures indicate the number of cases found in the data file. They cannot be interpreted as summary statistics of the population of interest.

q1: Sex

Information	[Type= discrete] [Format=numeric] [Range= 1-9999] [Missing=*]
Statistics [NW/ W]	[Valid=2884 /-] [Invalid=0 /-]
Literal question	Q1. The respondent is:
Post-question	To begin with, I would like to note the major events and periods of your life on this grid. We will begin at the time of your birth. Later we will look at these periods of life in some more detail.

File : rdc_qb_assets

q1: Sex

Value	Label	Cases	Percentage
1	Man	1387	48.1%
2	Woman	1497	51.9%

Warning: these figures indicate the number of cases found in the data file. They cannot be interpreted as summary statistics of the population of interest.

q1a: Year of birth

Information	[Type= discrete] [Format=numeric] [Range= 1932-9999] [Missing=*]
Statistics [NW/ W]	[Valid=2884 /-] [Invalid=0 /-]
Literal question	Q1A. To start with, and to help us to set a time scale, could you tell me in which year you were born (or your age as at last birthday)? Year of birth
Interviewer's instructions	AGEVEN: Locate year of birth in the grid, note 0 in the columns titled "age", and fill in these columns by retracing the age till the current age of the respondent.

Value	Label	Cases	Percentage
1934		3	0.1%
1935		11	0.4%
1936		3	0.1%
1937		17	0.6%
1938		10	0.3%
1939		23	0.8%
1940		12	0.4%
1941		6	0.2%
1942		20	0.7%
1943		6	0.2%
1944		27	0.9%
1945		24	0.8%
1946		31	1.1%
1947		23	0.8%
1948		44	1.5%
1949		38	1.3%
1950		37	1.3%
1951		27	0.9%
1952		41	1.4%
1953		51	1.8%
1954		39	1.4%
1955		55	1.9%
1956		58	2.0%
1957		39	1.4%
1958		84	2.9%
1959		65	2.3%
1960		99	3.4%
1961		52	1.8%
1962		69	2.4%
1963		76	2.6%
1964		81	2.8%

File : rdc_qb_assets

q1a: Year of birth

Value	Label	Cases	Percentage
1965		75	2.6%
1966		87	3.0%
1967		68	2.4%
1968		111	3.8%
1969		106	3.7%
1970		84	2.9%
1971		84	2.9%
1972		83	2.9%
1973		100	3.5%
1974		125	4.3%
1975		71	2.5%
1976		66	2.3%
1977		68	2.4%
1978		74	2.6%
1979		92	3.2%
1980		80	2.8%
1981		64	2.2%
1982		95	3.3%
1983		67	2.3%
1984		113	3.9%

Warning: these figures indicate the number of cases found in the data file. They cannot be interpreted as summary statistics of the population of interest.

age_survey: Age at survey

Information	[Type= continuous] [Format=numeric] [Range= 25-77] [Missing=*]
Statistics [NW/ W]	[Valid=2884 /-] [Invalid=0 /-] [Mean=42.684 /-] [StdDev=11.751 /-]
Literal question	Q1A. To start with, and to help us to set a time scale, could you tell me in which year you were born (or your age as at last birthday)? Age
Interviewer's instructions	AGEVEN: Locate year of birth in the grid, note 0 in the columns titled "age", and fill in these columns by retracing the age till the current age of the respondent.

q18: Which is the last school year you attended

Information	[Type= discrete] [Format=numeric] [Range= 0-2147483624] [Missing=*]
Statistics [NW/ W]	[Valid=2878 /-] [Invalid=6 /-]
Literal question	Q18. Let's talk about your studies: Which is the last school year you attended?
Post-question	If q18 in 0, 1, 2, 3, 4, 5, 6, 7, 8, 9 => Go to next page
Interviewer's instructions	- If EGO has no formal education: Encircle the code 00 below - If EGO has some formal education: Encircle the corresponding code

Value	Label	Cases	Percentage
0	None	56	1.9%
3	Primary school	2	0.1%
4	Primary school	10	0.3%
5	Primary school	28	1.0%
6	Primary school	24	0.8%
7	Primary school	43	1.5%

File : rdc_qb_assets

q18: Which is the last school year you attended

Value	Label	Cases	Percentage
8	Primary school	60	2.1%
9	Primary school	141	4.9%
10	Orientation cycle	82	2.8%
11	Orientation cycle	150	5.2%
12	Classics	168	5.8%
13	Classics	256	8.9%
14	Classics	224	7.8%
15	Classics	633	22.0%
16	Superior-Graduat	76	2.6%
17	Superior-Graduat	98	3.4%
18	Superior-Graduat	383	13.3%
19	Superior-Licence	34	1.2%
20	Superior-Licence	287	10.0%
21	DES-DEA	30	1.0%
22	DES-DEA	39	1.4%
23	PhD	1	0.0%
24	PhD	17	0.6%
25	PhD	9	0.3%
26	PhD	1	0.0%
27	PhD	26	0.9%
Sysmiss		6	

Warning: these figures indicate the number of cases found in the data file. They cannot be interpreted as summary statistics of the population of interest.

q501d: Start year of ownership of this asset

Information	[Type= discrete] [Format=numeric] [Range= 1952-2147483624] [Missing=*]
Statistics [NW/ W]	[Valid=1880 /-] [Invalid=1004 /-]
Universe	If q20tot not in 0
Literal question	501D. Since when are you the owner of this asset?
Post-question	FILTER: If Ego is no longer owner of the asset => 501F Otherwise => 503

Value	Label	Cases	Percentage
1956		1	0.1%
1958		4	0.2%
1959		5	0.3%
1960		2	0.1%
1961		2	0.1%
1962		2	0.1%
1963		3	0.2%
1964		2	0.1%
1965		1	0.1%
1967		1	0.1%
1968		5	0.3%
1969		9	0.5%

File : rdc_qb_assets

q501d: Start year of ownership of this asset

Value	Label	Cases	Percentage
1970		16	0.9%
1971		10	0.5%
1972		14	0.7%
1973		18	1.0%
1974		8	0.4%
1975		18	1.0%
1976		15	0.8%
1977		16	0.9%
1978		16	0.9%
1979		12	0.6%
1980		23	1.2%
1981		15	0.8%
1982		15	0.8%
1983		27	1.4%
1984		31	1.6%
1985		36	1.9%
1986		31	1.6%
1987		36	1.9%
1988		38	2.0%
1989		46	2.4%
1990		62	3.3%
1991		31	1.6%
1992		36	1.9%
1993		55	2.9%
1994		52	2.8%
1995		58	3.1%
1996		58	3.1%
1997		56	3.0%
1998		73	3.9%
1999		62	3.3%
2000		102	5.4%
2001		58	3.1%
2002		47	2.5%
2003		60	3.2%
2004		89	4.7%
2005		114	6.1%
2006		90	4.8%
2007		124	6.6%
2008		104	5.5%
2009		71	3.8%
Sysmiss		1004	

Warning: these figures indicate the number of cases found in the data file. They cannot be interpreted as summary statistics of the population of interest.

File : rdc_qb_assets

q501f: End year of ownership of this asset

Information [Type= discrete] [Format=numeric] [Range= 1975-2147483624] [Missing=*]

Statistics [NW/ W] [Valid=546 /-] [Invalid=2338 /-]

Universe
If q20tot not in 0
If Ego is no longer owner of the asset

Literal question 501F. And until when did you own this asset?

Value	Label	Cases	Percentage
1964		1	0.2%
1965		1	0.2%
1966		1	0.2%
1967		2	0.4%
1969		1	0.2%
1972		5	0.9%
1973		2	0.4%
1974		1	0.2%
1975		1	0.2%
1976		3	0.5%
1977		1	0.2%
1978		2	0.4%
1979		5	0.9%
1980		5	0.9%
1981		1	0.2%
1982		1	0.2%
1983		5	0.9%
1984		5	0.9%
1985		11	2.0%
1986		4	0.7%
1987		4	0.7%
1988		2	0.4%
1989		5	0.9%
1990		17	3.1%
1991		10	1.8%
1992		16	2.9%
1993		20	3.7%
1994		14	2.6%
1995		15	2.7%
1996		15	2.7%
1997		25	4.6%
1998		21	3.8%
1999		20	3.7%
2000		25	4.6%
2001		21	3.8%
2002		30	5.5%
2003		25	4.6%
2004		29	5.3%

File : rdc_qb_assets

q501f: End year of ownership of this asset

Value	Label	Cases	Percentage
2005		28	5.1%
2006		25	4.6%
2007		43	7.9%
2008		38	7.0%
2009		40	7.3%
Sysmiss		2338	

Warning: these figures indicate the number of cases found in the data file. They cannot be interpreted as summary statistics of the population of interest.

q502: You don't own this asset anymore because

Information	[Type= discrete] [Format=numeric] [Range= 1-2147483624] [Missing=*]
Statistics [NW/ W]	[Valid=535 /-] [Invalid=2349 /-]
Universe	If q20tot not in 0 If Ego is no longer owner of the asset
Literal question	502. You don't own this asset anymore because

Value	Label	Cases	Percentage
1	You sold it?	118	22.1%
2	You have donated / bequeathed it?	33	6.2%
3	You went bankrupt?	126	23.6%
4	For another reason?	258	48.2%
Sysmiss		2349	

Warning: these figures indicate the number of cases found in the data file. They cannot be interpreted as summary statistics of the population of interest.

q502_a: Specify why you don't own this asset anymore

Information	[Type= discrete] [Format=character] [Missing=*]
Statistics [NW/ W]	[Valid=255 /-]
Universe	If q20tot not in 0 If Ego is no longer owner of the asset If q502 in 4
Literal question	502. You don't own this asset anymore because For another reason? => Specify

Value	Label	Cases	Percentage
A CAUSE DE SA GROSSESSE		1	0.4%
A CAUSE DES CONFLITS ET GUERRES MA FAMILLE M A DEMANDE DE RETOURNER EN RDC		1	0.4%
A CAUSE DU VOYAGE		1	0.4%
A SUBI L ESCROQUERIE		1	0.4%
A fui a cause du mari		1	0.4%
ACCOUCHEME		2	0.8%

File : rdc_qb_assets

q502_a: Specify why you don't own this asset anymore

Value	Label	Cases	Percentage
ARRACHE PAR MANQUE DE MISE EN VALEUR		1	0.4%
AUTRE ACTIVITE		1	0.4%
Arret des activites a cause du voyage en Belgique		1	0.4%
Arrete par les rebelles au Kivu pdt un voyage		1	0.4%
BAISSE DES BOULANGERIE; LOCALES		1	0.4%
CA NE RAPPORTAIT PAS GRAND CHOSE		1	0.4%
CAS DE MALADIE		1	0.4%
CE COMMERCE N ETAIT PLUS RENTABLE		1	0.4%
CHANGE DE COMMERCE		1	0.4%
CHANGE L ACTIVITE		1	0.4%
CHANGEMENT D ACTIVITES		2	0.8%
CHANGEMENT DE COMMERCE		1	0.4%
CHANGEMENT DE COMMERCE PAS ASSEZ DE BENEFICE		1	0.4%
CHANGEMENT DE COMMUNE		1	0.4%
CHANGEMENT DE LOGEMENT		1	0.4%
CHANGEMENT DE PAYS		3	1.2%
CHANGEMENT DE RESIDENCE		1	0.4%
CHANGEMENT MILIEU		1	0.4%
CHANGER DE COMMERCE		1	0.4%

File : rdc_qb_assets

q502_a: Specify why you don't own this asset anymore

Value	Label	Cases	Percentage
CHARGEMENT DE COMMERCE		1	0.4%
CHASSE		1	0.4%
Changer pour un autre business		1	0.4%
Confisque par les oncles paternels		1	0.4%
DECISION DU CONJOINT		1	0.4%
DECOURAGE CAR CES ARTICLES S ECOULAIENT DIFFICILEMENT		1	0.4%
DEMENAGEMENT		3	1.2%
DEMENAGEMENT		1	0.4%
DEMOLITION DE LA PLACE		1	0.4%
DEPLACEMENT		8	3.1%
DEPLACEMENT LUVULU		1	0.4%
DETRUIT PAR LE VOLCAN A GOMA		1	0.4%
DEVENUE VIEILLE		1	0.4%
DISTANCE ENTRE MAISON ET LIEU DE COMMERCE		1	0.4%
Dans le contexte de problemes de famille la famille de son pere, par jalousie, a vendu les 2 maisons aux Rwandais, les ennemis! Ego n'etait plus a Bukavu et la famille de son pere savait qu'elle ne reviendrait pas. Elle leur en veut beaucoup.		1	0.4%
ECCROQUERIE		1	0.4%
EGO A TROUVE DU TRAVAIL AU PALAIS DU PEUPLE		1	0.4%

File : rdc_qb_assets

q502_a: Specify why you don't own this asset anymore

Value	Label	Cases	Percentage
ELLE A UN BEBE DE UN MOIS		1	0.4%
ELLE DEVAIT S OCCUPER DES ENFANTS		1	0.4%
ELOIGNEMENT PAR RAPPORT AU SITE		1	0.4%
EMIGRATION		5	2.0%
EMPLOI		1	0.4%
EROSION		1	0.4%
ESCROQUERIE		4	1.6%
ESCROQUERIE DE QUELQU UN		1	0.4%
ETUDES SUPERIEURES		1	0.4%
EXIGENCES DE L ARMEE DEPLACEMENT IMPREVUS		1	0.4%
EXPROPRIATIO		1	0.4%
Eruption du volcan		4	1.6%
FERME MOMENTANEM		1	0.4%
FERME, PERSONNE POUR GERER		1	0.4%
FERMETURE DE LA CHAMBRE FROIDE		1	0.4%
FORMATION		1	0.4%
GROSSESSE		2	0.8%
GROSSESSE ET ACOUCHEMEN		1	0.4%
IL DEVAIT REPRENDRE AVEC SES ETUDES		1	0.4%
IL N Y AVAIT PAS BEAUCOUP DE BENEFICE		1	0.4%
IMMIGRATION ET MALADIE		1	0.4%
INSECURITE ET TRACASSERIE POLICIERE		1	0.4%

File : rdc_qb_assets

q502_a: Specify why you don't own this asset anymore

Value	Label	Cases	Percentage
Instabilite au Congo: monetaire, politique		1	0.4%
J AI ABANDONNE POUR FAIRE LE STAGE		1	0.4%
J AI COMMENCE A TRAVAILLE A L ONATRA		1	0.4%
J AI EU LA GROSSESSE		1	0.4%
J AI JUGE BON DE REPRENDRE LES ETUDES		1	0.4%
J AI OBTENU UN JOB		1	0.4%
J AI QUITTE BRAZZA POUR KINSHASA		1	0.4%
J AI TABASSE QUELQU UN ET J AI FUIT LA MAISON ET DE LA LE COMMERCE EST TOMBE		1	0.4%
J AI UTILISE TOUT LE FONDS DE COMMERCE POUR ALLER EN ANGOLA		1	0.4%
J AI VOULU ALLAIT CHERCHER PLUS EN ANGOLA		1	0.4%
J AVAIS ARRETE A CAUSE DE LA MALADE DE SON MARI		1	0.4%
J AVAIS ARRETE DE TRAVAILLER DANS CE BATEAU		1	0.4%
J AVAIS ENVIE DE CHANGER D ACTIVITE		1	0.4%

File : rdc_qb_assets

q502_a: Specify why you don't own this asset anymore

Value	Label	Cases	Percentage
J AVAIS QUITTE BOENDE		1	 0.4%
J AVAIS REGAGNER MON PAYS		1	 0.4%
J AVAIS TROUVE DU BOULOT SECURISANT		1	 0.4%
J AVAIS TROUVE DU BOULOT		1	 0.4%
J AVAIS TROUVE DU TRAVAIL		1	 0.4%
J AVAIS TROUVE DU TRAVAIL ET ON M A VOLE L ARGENT		1	 0.4%
J AVAIT RECU L APPEL DE DIEU		1	 0.4%
J EN AVAIS UNE		1	 0.4%
J ETAIS TOMBE MALADE ET J ETAIS OBLIGE DE CESSER DE VENDRE		1	 0.4%
J'AI UTILISE TOUT L ' ARGENT POUR AUTRE CHOSE		1	 0.4%
J'ETAIS PARTI AU VILLAGE		1	 0.4%
J'ai arrete moi / origine (liquidation)		1	 0.4%
J'ai arrete pr voyager		1	 0.4%
J'ai voyage		1	 0.4%
J'AVAIS DECIDE DE CHANGER DE COMMERCE		1	 0.4%
J'AVAIS ENVIE DE FAIRE AUTRE CHOSE		1	 0.4%
J'AVAIS TROUVE UN EMPLOI		1	 0.4%

File : rdc_qb_assets

q502_a: Specify why you don't own this asset anymore

Value	Label	Cases	Percentage
JE DECRAIS PARTIR A BRAZZAVILLE		1	0.4%
JE DEVAIS PARTIR POUR BRAZZAVILLE		1	0.4%
JE DEVAIS ACCOUCHE ET DEPUIS LORS SUI RESTER AU FOYER		1	0.4%
JE DEVAIS ALLER TRAVAILLER CHEZ LE GREC		1	0.4%
JE DEVAIS COMMENCER L UNIVERSITE		1	0.4%
JE DEVAIS REGAGNER KINSHASA		2	0.8%
JE DEVAIS RENTRER EN RDC		1	0.4%
JE DEVAIS VENIR EN RD CONGO		1	0.4%
JE DEVAIS VOYAGER POUR KINSHASA		1	0.4%
JE L AI VENDU		1	0.4%
JE NE TRAVILLAIS PLUS DANS CE MEME BATEAU		1	0.4%
JE POUVAIS PLUS VENDRE POUR GARDE MON FILS		1	0.4%
JE TOUT VENDU POUR RENTRER EN RDC		1	0.4%
JE VOULAIS CHANGER D ACTIVITE		1	0.4%
JE VOULAIS CHANGER DAFFAIRE		1	0.4%
JE VOULAIS CHANGER DE COMMERCE		3	1.2%

File : rdc_qb_assets

q502_a: Specify why you don't own this asset anymore

Value	Label	Cases	Percentage
JE VOULAIS RENTRER EN RDC		1	0.4%
L ACTIVITE DE VENTE N ETAIT PLUS RENTABLE		1	0.4%
L ARRIVEE DE L AFDL, ON A CHASSE DE LA PARCELLE ET J AI CESSE DE VENDRE		1	0.4%
LA COMMERCE N ETAIT PLUS RENTABLE		1	0.4%
LA DEMOLITION PDES STANJDS PAR L AUTORITE URBAINE		1	0.4%
LA JALOUSIE DE MON MARI		1	0.4%
LA MORT DE MARI		1	0.4%
LA SANTE NE LA PERMET PLUS		1	0.4%
LA SANTE NE PERMETAIT PLUS		1	0.4%
LE RETOUR AU CONGO(RDC)		1	0.4%
LE GOUVERNEMENT INTERDIT DE VENDRE LE LONG DE LA ROUTE		1	0.4%
LE PILLAGE		1	0.4%
LE PROPRIETAIRE L A REVENDU A QUELQU UN D AUTRE		1	0.4%
LE PROPRIETAIRE VOULAIT EN FAIRE BOUTIQUE/ PHARMACIE		1	0.4%
LE SOLDAT M AVAIT TIRE DESSUS ET		1	0.4%
















File : rdc_qb_assets

q502_a: Specify why you don't own this asset anymore

Value	Label	Cases	Percentage
ON A EU UN PROCES AVEC LUI ET ON M A CONSEILLE DE FUIR			
LE VOYAGE POUR EVANGELISER		1	0.4%
LES ARTICLES N ETAIENT PLUS RENTABLE		1	0.4%
LES PRODUITS DE BEAUTES N ETAIENT PLUS RENTABLE		1	0.4%
Les petits freres ont pris l'argent		1	0.4%
Les services etatiques ont donne a d'autres personnes		1	0.4%
MA GRANDE SOEUR L AVAIT VENDU SANS QUE JE NE LE SACHE		1	0.4%
MALADIE		6	2.4%
MALADIE DE SON FILS		1	0.4%
MANQUE DE SUIVI ET JE L AI PERDU		1	0.4%
MILIEU DE JALOUSIE		1	0.4%
MON AMI NE VOULAIT PLUS		1	0.4%
MON CONJOINT L AVAIT VENDU SANS QUE JE SACHE		1	0.4%
MON CONJOINT NE VOULAIT PLUS		1	0.4%
MON MARI M AVAIT INTERDIT		1	0.4%
Ma soeur a vendu a mon insu		2	0.8%
Mes beaux-frere l'ont vendu sans		1	0.4%






















File : rdc_qb_assets

q502_a: Specify why you don't own this asset anymore

Value	Label	Cases	Percentage
mon accord a Kinshasa			
NOUS AVONS ETE CHASSE DE L ENDROIT		1	 0.4%
NOUS AVONS ETE EXPULSE		1	 0.4%
ON A CONFISQUE PAR LES AUTORITES		1	 0.4%
ON A QUITTE LA PROVINCE		1	 0.4%
ON M A ESCROQUE		2	 0.8%
ON M AVAIT VOLE L ARGENT		1	 0.4%
ON MA VOLE APRES AVOIR CASSE LA MAISON		1	 0.4%
ON ME L A RAVI		2	 0.8%
On lui a vole => fini par ceder		1	 0.4%
On m'a arrete		1	 0.4%
On nous l'a arrache. Les services techniques l'ont attribue a d'autres		1	 0.4%
On nous l'a arrache. Les services techniques l'ont attribue a quelqu'un d'autre		1	 0.4%
PANNE DEFINITIVE DU CONGELATEUR		1	 0.4%
PAS ASSEZ DE BENEFICE		1	 0.4%
PAS DE CONDITIONS DE TEMOINS		1	 0.4%
PENDANT LA PERIODE DE PILLAGE, IL N Y AVAIT PLUS MOYEN DE FAIRE LES DEMARCHES PARCEQUE		1	 0.4%

File : rdc_qb_assets

q502_a: Specify why you don't own this asset anymore

Value	Label	Cases	Percentage
ON ME L AVAIT ARRACHE			
PILLAGE		1	 0.4%
POUR ALLER EN ANGOLA		1	 0.4%
POUR REPRENDRE LES ETUDES		1	 0.4%
PROBLEMES ODE TRANSPORT ET DE TRACASSERIE		1	 0.4%
Parce que je devais voyager pour Kinshasa (etudes)		1	 0.4%
Partie en Belgique		1	 0.4%
Persecution. Ne sait pas ce qu'il est devenu;		1	 0.4%
Pillage + repatriement		1	 0.4%
Pillage troupes rebelles		1	 0.4%
QUITTER L ANGOLA		2	 0.8%
QUITTER LE VILLAGE POUR KIN		1	 0.4%
RARETE DES PRODUITS		1	 0.4%
RARETE DU PRODUIT		1	 0.4%
RAVIE		1	 0.4%
REFOULE EN ANGOLA		1	 0.4%
REFUS DU CONJOINT		1	 0.4%
REFUS DU CONJOINT		1	 0.4%
RETOUR A KINSHASA		1	 0.4%
RETOUR EN RDC		1	 0.4%
RETOUR A KINSHASA		1	 0.4%
RETOUR AU PAYS		2	 0.8%
RETOUR EN RDC		2	 0.8%

File : rdc_qb_assets

q502_a: Specify why you don't own this asset anymore

Value	Label	Cases	Percentage
Rapatriement		1	0.4%
Revendue sans son consentement par la famille de son pere (idem autre maison, ces deux maisons etaient l'une a cÃ´te de l'autre)		1	0.4%
S'AVOIR TROUVE MIEUX A FAIRE		1	0.4%
SUITE A LA MORT DE MON FILS		1	0.4%
SUITE AU REFOULEMENT DE PROPRIETAIRE DES ENFANT ANGOLAIS		1	0.4%
UN NEVEU L A VENDU AMON INSU		1	0.4%
UNION CONSOLIDEE		1	0.4%
Un gouverneur a construit dessus sans prevenir. Ego a porte plainte et le gouverneur lui a remis une toute petite somme en dedommagement		1	0.4%
VENDU PAR UN COUSIN		1	0.4%
VENDU PAR UN ONCLE		1	0.4%
VENTE PAR LA FAMILLE		1	0.4%
VOULAIS FAIRE LE COMMERCE MAIS CE N ETAIT PLUS RENTABLE		1	0.4%
VOYAGE		6	2.4%
VOYAGE A GOMA AVEC MON MARI		1	0.4%
VOYAGE POUR ANGOLA		1	0.4%

File : rdc_qb_assets

q502_a: Specify why you don't own this asset anymore

Value	Label	Cases	Percentage
a mon frere		1	0.4%
a mon pere		1	0.4%
changement de profession		1	0.4%
depart a l'etranger		1	0.4%
escroquerie de mon associe		1	0.4%
est venue en Belgique		1	0.4%
il a quitte sa conjointe		1	0.4%
on me l'a repris car je n'avais pas construit		1	0.4%
pillage		5	2.0%
pillage et rapatriement		1	0.4%
quelqu'un d'autre a construit dessus et je n'avais pas assez d'argent pour protester		1	0.4%
vole => ceder		1	0.4%
voyage en Italie		1	0.4%
Ã# cuas de la guerre on a fui et tout abandonne		1	0.4%

Warning: these figures indicate the number of cases found in the data file. They cannot be interpreted as summary statistics of the population of interest.

q503: Is the asset we are talking

Information	[Type= discrete] [Format=numeric] [Range= 1-2147483624] [Missing=*]
Statistics [NW/ W]	[Valid=1882 /-] [Invalid=1002 /-]
Definition	Plot of land: answers 1 and 2 House unit: answers 3 to 7 Businesses and ventures: answers 8 and 9
Universe	If q20tot not in 0
Literal question	503. Is the asset we are talking about:
Post-question	If q503 in 1 => 510 If q503 in 2 => 504 If q503 in 3 to 7 => 505 If q503 in 8 => 507 If q503 in 9 => 508

Value	Label	Cases	Percentage
1	A building plot or with a building currently under construction	440	23.4%
2	A plot for agricultural use	75	4.0%
3	A traditional house (shack, hut, mud brick or adobe construction...)	31	1.6%
4	A single-storey house or a compound	352	18.7%
5	A multi-storey house or a detached house	97	5.2%

File : rdc_qb_assets

q503: Is the asset we are talking

Value	Label	Cases	Percentage
6	An apartment	22	1.2%
7	An apartment block	5	0.3%
8	A business, commercial permises (shop, workshop...)	291	15.5%
9	A business, venture without walls (patent, goodwill & tools & merchandise, taxis...)	569	30.2%
Sysmiss		1002	

Warning: these figures indicate the number of cases found in the data file. They cannot be interpreted as summary statistics of the population of interest.

q504: This plot has been used

Information	[Type= discrete] [Format=numeric] [Range= 1-2147483624] [Missing=*]
Statistics [NW/ W]	[Valid=75 /-] [Invalid=2809 /-]
Universe	If q20tot not in 0 If q503 in 2
Literal question	504. Most of the time, this plot has been used...
Post-question	If q504 in 1 to 5 => 509 If q504 in 6 => 510

Value	Label	Cases	Percentage
1	As grazing land/pasture	15	20.0%
2	For perennial crops	12	16.0%
3	For market gardening	14	18.7%
4	For irrigated crop-growing	2	2.7%
5	For other types of crop	16	21.3%
6	Has been unused	16	21.3%
Sysmiss		2809	

Warning: these figures indicate the number of cases found in the data file. They cannot be interpreted as summary statistics of the population of interest.

q505: Did you own the plot before the construction of the house

Information	[Type= discrete] [Format=numeric] [Range= 0-2147483624] [Missing=*]
Statistics [NW/ W]	[Valid=499 /-] [Invalid=2385 /-]
Universe	If q20tot not in 0 If q503 in 3 to 7
Literal question	505. Did you own the plot before the construction of the house?
Post-question	If q505 in 0 => 507

Value	Label	Cases	Percentage
0	No	329	65.9%
1	Yes	170	34.1%
Sysmiss		2385	

Warning: these figures indicate the number of cases found in the data file. They cannot be interpreted as summary statistics of the population of interest.

q506: Since when do you own the plot

Information	[Type= discrete] [Format=numeric] [Range= 1949-2147483624] [Missing=*]
Statistics [NW/ W]	[Valid=161 /-] [Invalid=2723 /-]
Universe	If q20tot not in 0 If q503 in 3 to 7 If q505 in 1

File : rdc_qb_assets

q506: Since when do you own the plot

Literal question | 506. Since when?

Value	Label	Cases	Percentage
1958		1	0.6%
1959		2	1.2%
1960		1	0.6%
1961		1	0.6%
1965		1	0.6%
1967		2	1.2%
1968		2	1.2%
1969		7	4.3%
1970		3	1.9%
1971		1	0.6%
1972		6	3.7%
1973		2	1.2%
1974		3	1.9%
1975		4	2.5%
1976		4	2.5%
1977		1	0.6%
1978		3	1.9%
1979		1	0.6%
1980		1	0.6%
1981		2	1.2%
1982		2	1.2%
1983		2	1.2%
1984		3	1.9%
1985		3	1.9%
1986		5	3.1%
1987		2	1.2%
1988		5	3.1%
1989		6	3.7%
1990		10	6.2%
1991		1	0.6%
1992		3	1.9%
1993		5	3.1%
1994		4	2.5%
1995		4	2.5%
1996		4	2.5%
1997		3	1.9%
1998		7	4.3%
1999		3	1.9%
2000		5	3.1%
2001		3	1.9%
2002		5	3.1%
2003		6	3.7%

File : rdc_qb_assets

q506: Since when do you own the plot

Value	Label	Cases	Percentage
2004		3	1.9%
2005		3	1.9%
2006		7	4.3%
2007		7	4.3%
2008		2	1.2%
Sysmiss		2723	

Warning: these figures indicate the number of cases found in the data file. They cannot be interpreted as summary statistics of the population of interest.

q507: This asset has been

Information	[Type= discrete] [Format=numeric] [Range= 1-2147483624] [Missing=*]
Statistics [NW/ W]	[Valid=796 /-] [Invalid=2088 /-]
Universe	If q20tot not in 0 If q503 in 3 to 8
Literal question	507. Most of the time, this asset (house, shop, workshop...) has been:
Post-question	If q507 in 3 => 509 If q507 in 1 or 4 => 510

Value	Label	Cases	Percentage
1	Rented out (house, commercial premises)	168	21.1%
2	Operated (business,...)	267	33.5%
3	For personal use	346	43.5%
4	Unoccupied, unused	15	1.9%
Sysmiss		2088	

Warning: these figures indicate the number of cases found in the data file. They cannot be interpreted as summary statistics of the population of interest.

q508: What is/was the activity performed

Information	[Type= discrete] [Format=character] [Missing=*/b]
Statistics [NW/ W]	[Valid=830 /-] [Invalid=8 /-]
Universe	If q20tot not in 0 If q503 in 3 to 8 AND q507 in 2 OR If q503 in 9
Literal question	508. What is/was the activity performed?
Interviewer's instructions	Note response in plain text

Value	Label	Cases	Percentage
2 CAMIONS FAISANT LE TRANSPORT KIN TSHIKAPA		1	0.1%
ACHAT ET VENTE DES DIAMANTS		1	0.1%
ACHAT ET VENTE DES VEHICULES		1	0.1%
AIDER LE MACON		1	0.1%

File : rdc_qb_assets

q508: What is/was the activity performed

Value	Label	Cases	Percentage
ALIMENTATION DES VIVRES FRAIS		1	0.1%
ALIMENTS PREPARES		1	0.1%
ARTISTE SCULPTEUR		3	0.4%
ATELIER		1	0.1%
ATELIER DE COUTURE		1	0.1%
ATELIER DE MENUISERIE		1	0.1%
Achat et vente Habillement (habits, chaussures)		1	0.1%
Achat et vente café diamant & autres, stand fils		1	0.1%
Achat et vente chaussures (vêtements expédition)		1	0.1%
Achat et vente habillement et chaussures		1	0.1%
Atelier de couture		1	0.1%
BOUTIQUE		3	0.4%
BOUTIQUE AVEC DIVERS ARTICLES		1	0.1%
BOUTIQUE D ARTICLES DES FEMMES		1	0.1%
BOUTIQUE D HABILLEMENT		1	0.1%
BOUTIQUE D HABILLEMENT ET ALIMENTATION		1	0.1%
BOUTIQUE VENTE DES BISCUITS BOMBONS SAVONS SUCRES ET DIVERS		1	0.1%
BOUTIQUE VENTE DES PRODUITS		1	0.1%
BOUTIQUE VENTE DES		1	0.1%

File : rdc_qb_assets

q508: What is/was the activity performed

Value	Label	Cases	Percentage
PRODUITS DIVERS			
BRADAGE DE MONNAIE ET VENTE DES BIENS DE PREMIERE NECESSITE		1	0.1%
BRIQUITER		1	0.1%
BUREAU DE TRAVAIL		1	0.1%
BUREAUTIQUE		1	0.1%
Boutique (vivres)		1	0.1%
Bureau de change		1	0.1%
CABINE TELEPHONIQUE		4	0.5%
CABINET D AFFAIRE		1	0.1%
CAMBISTE		1	0.1%
CENTRE DE SANTE		1	0.1%
CHARCUTERIE VIANDE DE PORC		1	0.1%
CHAUFFEUR		1	0.1%
CHAUFFEUR TAXI		1	0.1%
CHAUFFEUR TAXI BUS		1	0.1%
CHAUFFEUR TAXI PERSONNEL		1	0.1%
COIFFEUSE		1	0.1%
COMMERCANT DE MANIOC MAIS BANDUNDU KINSHASA		1	0.1%
COMMERCANT DES PRODUITS PHARMACEUTI		1	0.1%
COMMERCANT IL VEND LES HABITS		1	0.1%
COMMERCANT VENTE DES BIJOUX		1	0.1%
COMMERCANT DES PRODUITS ALIMENTAIRE		1	0.1%

File : rdc_qb_assets

q508: What is/was the activity performed

Value	Label	Cases	Percentage
COMMERCE		6	0.7%
COMMERCE DE MANIOC HUILE		1	0.1%
COMMERCE DES SOUS VETEMENTS		1	0.1%
COMMERCE DANS LE BATEAU		1	0.1%
COMMERCE DE CHAUSSURE ET HABITS		1	0.1%
COMMERCE DE FRIPPERIE		1	0.1%
COMMERCE DE MAIS ET MANIOC		1	0.1%
COMMERCE DES ARTICLES DIVERS		1	0.1%
COMMERCE DES DIAMANTS EN ANGOLA		1	0.1%
COMMERCE DES ENGRAIS CHIMIQUES ET MEDICAMENTS		1	0.1%
COMMERCE DES EPICES		1	0.1%
COMMERCE DES GRAINS DE MAIS		1	0.1%
COMMERCE DES HABITS		1	0.1%
COMMERCE DES HABITS ET DIVERS		1	0.1%
COMMERCE DES INTRANTS AGRICOLES		1	0.1%
COMMERCE DES MAIS ET MAANIOCS		1	0.1%
COMMERCE DES POISSONS ET DES BRAISES		1	0.1%
COMMERCE DES		2	0.2%

File : rdc_qb_assets

q508: What is/was the activity performed

Value	Label	Cases	Percentage
PRODUITS DIVERS			
COMMERCE DES PRODUITS PHARMACEUTI		1	0.1%
COMMERCE DES VIVRES FRAIS		2	0.2%
COMMERCE DES Â'UFS (VENDEUR DES Â'UFS)		1	0.1%
COMMERCE DU MANIOC		1	0.1%
COMMERCE FOUFOU ET MANIOC		1	0.1%
COMMERCE FUFU ET BRAISES		1	0.1%
COMMERCE HABITS		1	0.1%
COMMERCE HARACHIDE		1	0.1%
COMMERCE HUILE DE PALME		1	0.1%
COMMERCE MANIOC ET MAIS DANS LE BANDUNDU		1	0.1%
COMMERCE PETROLE		1	0.1%
COMMERCE PNEUS		1	0.1%
COMMERCE PRODUITS AGRICOLES A KINSHASA		1	0.1%
COMMERCE PRODUITS DIVERS		2	0.2%
COMMERCE VENDEUSE DE RIZ		1	0.1%
COMMERCE VENDEUSE DES ARACHIDES		1	0.1%
COMMISSAIRE DES TITRES IMMOBILIERS		1	0.1%
COMMUNICATI		1	0.1%

File : rdc_qb_assets

q508: What is/was the activity performed

Value	Label	Cases	Percentage
COUPE ET COUTURE		1	0.1%
COUTURE		2	0.2%
COUTURE MIXTE POUR SON PROPRE COMPTE		1	0.1%
COUTURE A DOMICILE		1	0.1%
COUTURE MIXTE A DOMICILE		1	0.1%
COUTURIERE		1	0.1%
COUTURIERE A DOMICILE		1	0.1%
COUTURIERE A LA MAISON		1	0.1%
COUTURIERE MIXTE A DOMICILE		1	0.1%
COUTURIERE PROPRIETAIRE D ATELIER		1	0.1%
CREMERIE		1	0.1%
CRESEUR DE DIAMANT		3	0.4%
CREUSEUR DE DIAMANT ARTISANAL		1	0.1%
CREUSEUR ET VENDEUR DES DIAMANTS		1	0.1%
CULTIVATEUR DES PRODUITS MARAICHERE		1	0.1%
CULTIVATRICE		1	0.1%
CULTURE / VENTE FRUITS ET LEGUMES		1	0.1%
CULTURE ET VENTE MANIOC ET MAIS		1	0.1%
CULTURE MARAICHERE		1	0.1%
CYBER CAFE		1	0.1%
Cabine téléphonique		1	0.1%
Commerce alimentaire général		2	0.2%

File : rdc_qb_assets

q508: What is/was the activity performed

Value	Label	Cases	Percentage
Commerce beignets et poulets		1	0.1%
Commerce de biens de premi�re n�cessit�		1	0.1%
Commerce de d�tails - denr�es �lect. + alim.		1	0.1%
DEPOSITAIRE DES PAINS		1	0.1%
DEPOT BOISSON VENTE CARTE PREPAYEES		1	0.1%
DEPOT BOISSONS		1	0.1%
DEPOT DE BOISSON A KINSHASA		1	0.1%
DEPOT DE VENTE DES MAIS		1	0.1%
DEPOT DES BOISSONS ET VIVRES FRAIS		1	0.1%
DEPOT DES BRAISES		1	0.1%
DEPOT DES PAINS		1	0.1%
DEPOT DES POISSONS		1	0.1%
DEPOT DISTRIBUTION CIGARETTES		1	0.1%
DEPOT PRODUITS MARSAVCO		1	0.1%
DEPOTS DES OEUFs		1	0.1%
DISTRIBUTEUR PRODUITS MARSAVCO		1	0.1%
Divers articles � vendre � cr�dit aux connaissances (habillements, chaussures, �)		1	0.1%
D�p�t de boissons (bi�res, sucr�s)		1	0.1%

File : rdc_qb_assets

q508: What is/was the activity performed

Value	Label	Cases	Percentage
ECOLE		1	0.1%
ELECTRICIEN LIBERAL		1	0.1%
ELEVAGE DE PORCS		1	0.1%
ELEVAGE DES PORCS		1	0.1%
ELLE VEND LES OMELETTES		1	0.1%
ENTE DE LA FARINE DE MANIOC DEVANT LA PARCELLE		1	0.1%
Elevage de bovins		1	0.1%
Ese de tÃ©lÃ©communi internet tÃ©lÃ©phone		1	0.1%
Exploitation de pierres prÃ©cieuses		1	0.1%
FAIRE DES OMLETTES		1	0.1%
FOURNISSEUR DES BILLETS DES BUS PRIVES		1	0.1%
FOURNISSEUR DES FOURNITURES DE BUREAU ET SCOLAIRES		2	0.2%
IDEM		1	0.1%
IL VENDAIT LES HABITS DE BALON		1	0.1%
IMPORT, EXPORT, VENTE		1	0.1%
IMPORT/EXPORT		1	0.1%
INSTALLER LES CHANTIERS		1	0.1%
JE COUFFE LES CLIENTS		1	0.1%
KIOSQUE COCA COLA		1	0.1%
LA MECANIQUE TOUR		1	0.1%

File : rdc_qb_assets

q508: What is/was the activity performed

Value	Label	Cases	Percentage
LA PHOTOGRAPHIE		1	0.1%
LA VENTE DES PRODUITS COMESTIQUE ET DIVERS		1	0.1%
LE VOYAGE KINSHASA MATADI POUR VENDRE LES PAGNES		1	0.1%
LIVRAISON DES HABITS A CREDITS		1	0.1%
LOCATION		1	0.1%
LOCATION MUSIQUES, VENTE DES ORDINATEURS ET CONSOMMABLES INFORMATIQUES		1	0.1%
Location de Sono Hifi		1	0.1%
MAISON DE COMMUNICATION A LA RUE		1	0.1%
MAISON DE REPARATION DES REFRIGERATEURS ET SPLITS		1	0.1%
MARAICHERE		1	0.1%
MENUISIER		1	0.1%
MINI BUS POUR LE TRANSPORT		1	0.1%
MOTOCYCLISTE		1	0.1%
MOULIN		1	0.1%
MOULIN A MAIS ET MANIOC		1	0.1%
MOULIN A MANIOC ET MAIS		1	0.1%
Magasin d'habillements		1	0.1%
NEGOCIANT DE DIAMANT		1	0.1%
NEGOCIATION ET TRAFIQUE DES DIAMANTS		1	0.1%

File : rdc_qb_assets

q508: What is/was the activity performed

Value	Label	Cases	Percentage
Night-Shop + Logement		1	0.1%
OPERATION DE CHANGE DES MONAIES		1	0.1%
PATISSERIE		2	0.2%
PATISSIER		2	0.2%
PETIT COMMERCE		1	0.1%
PHARMACIE		2	0.2%
POLYCLINIQUE		1	0.1%
PREPARATION DE LA NOURRITURE POUR CLIENT		1	0.1%
PREPARATION ET VENTE DES CHIKWANGUES		1	0.1%
PRODUITS DIVERS		1	0.1%
PROPRIETAIRE D UN RESTAURANT		1	0.1%
PROPRIETAIRE D UNE PHARMACIE		1	0.1%
Petit bateau de transport de marchandise sur le fleuve Congo		1	0.1%
Petite soci�t� de traitement de caf�		1	0.1%
Pharmacie (Officine)		1	0.1%
Pharmacie (officine)		1	0.1%
Polyclinique		1	0.1%
Production des photos		2	0.2%
QUINCAILLERIE MOBILE		1	0.1%
REPARATEUR RADIO TV		1	0.1%
REPARATION DES APPAREILS MENAGERS ELECTRO-MEDICALES ET ELCTRO-TECHNIQUE		1	0.1%
RESTAURANT		5	0.6%

File : rdc_qb_assets

q508: What is/was the activity performed

Value	Label	Cases	Percentage
RESTAURENT MALEWA		1	0.1%
Restaurant		1	0.1%
Restauration cuisine congolaise ASBL		1	0.1%
SALLE DE JEUX MITENDO		1	0.1%
SALON DE COIFFURE		1	0.1%
TAXI		2	0.2%
TAXI BUS		2	0.2%
TAXI BUS POUR TRANSPORT EN COMMUN		2	0.2%
TAXI VOITURE		1	0.1%
TAXIMAN		1	0.1%
TAXIS		1	0.1%
TENANCIER D UNE BOUTIQUE		1	0.1%
TENANCIER D UNE MAISON D HABILLEMENT		1	0.1%
TENANCIER DUNE BOUTIQUE		1	0.1%
TERRASSE AU BEACH		1	0.1%
TERRASSE VENTE DES BOISSONS		1	0.1%
TRAVAILLE DANS SON PROPRE RESTAURANT		1	0.1%
TRNSPORT		1	0.1%
Taxi -transport et transport de marchandise		1	0.1%
Th��tre- representation		1	0.1%
Trafic de mati��res pr��cieuses		1	0.1%
Transport		1	0.1%
Transport de colis		1	0.1%

File : rdc_qb_assets

q508: What is/was the activity performed

Value	Label	Cases	Percentage
UN ATELIER D AGISTAGE		1	0.1%
UN RESTAURANT A LA MAISON		1	0.1%
UNE CAFETARIA		1	0.1%
UTILISATION PERSONNELLE		1	0.1%
VELO POUR ENFANTS		1	0.1%
VEND DANS UNE BOUTIQUE DES SUCRES SAVONS ET AUTRES		1	0.1%
VENDEUR DES SAVONS , LAIT, BISCUITS, BONBONS		1	0.1%
VENDEUR AU RESTAURANT		1	0.1%
VENDEUR DANS SA BOUTIQUE		1	0.1%
VENDEUR DE L OR BIJOUX		1	0.1%
VENDEUR DES APPAREILS ELECTROMENA		1	0.1%
VENDEUR DES ARTICLE DE PRIERE		1	0.1%
VENDEUR DES BIJOUX		3	0.4%
VENDEUR DES BOISSONS SUCREES ET BIERRES		1	0.1%
VENDEUR DES CHAUSSURES		1	0.1%
VENDEUR DES CIGARETTES		1	0.1%
VENDEUR DES DIVERS TELS QUE SAVONS HUILES		1	0.1%
VENDEUR DES FRIPERIES		1	0.1%
VENDEUR DES HABITS		1	0.1%
VENDEUR DES MAIS		1	0.1%

File : rdc_qb_assets

q508: What is/was the activity performed

Value	Label	Cases	Percentage
VENDEUR DES MANIOCS		1	0.1%
VENDEUR DES PAPIERS MOUCHOIRS		1	0.1%
VENDEUR DES PRODUITS CHIMIQUES		1	0.1%
VENDEUR DES PRODUITS MARACHERE		1	0.1%
VENDEUR DU PETROLE		1	0.1%
VENDEUR EMBULANT		1	0.1%
VENDEUR GROSSISTE DE MAIS		1	0.1%
VENDEUR HABITS		1	0.1%
VENDEUSE DES AVOCATS		3	0.4%
VENDEUSE DES BOISSONS SUCRES ET DES BIERRES		1	0.1%
VENDEUSE DES HABITS USAGES		1	0.1%
VENDEUSE AMBULANTE DE MANIOC ET ARACHIDE		1	0.1%
VENDEUSE AMBULENTE DES FEILLES DE MANIOC		1	0.1%
VENDEUSE ARACHIDES		1	0.1%
VENDEUSE AU RESTAURANT		1	0.1%
VENDEUSE CHARBON DE BOIS		1	0.1%
VENDEUSE D EPICES		1	0.1%
VENDEUSE D EPICES AU ROND POINT NGABA		1	0.1%
VENDEUSE D HUILE DE PALME		1	0.1%


















File : rdc_qb_assets

q508: What is/was the activity performed

Value	Label	Cases	Percentage
VENDEUSE DANS UN RESTAURANT		1	0.1%
VENDEUSE DE FARINE MANIOC MAIS		1	0.1%
VENDEUSE DE LA FARINE DE MAIS		1	0.1%
VENDEUSE DE LA FARINE DE MANIOC DEVANT LA PARCELLE		1	0.1%
VENDEUSE DE LA FARINE DE MANIOC ET MAIS		1	0.1%
VENDEUSE DE LA FRIPERIE		1	0.1%
VENDEUSE DE LA FRIPPERIE		1	0.1%
VENDEUSE DE MAPEWA		1	0.1%
VENDEUSE DE MAÃ#S		1	0.1%
VENDEUSE DE PARFUM HABITS		1	0.1%
VENDEUSE DE SUCRE PAINS		1	0.1%
VENDEUSE DE SUCRE PAINS GATEAUX		1	0.1%
VENDEUSE DES PARFUNS , DJINS ET POLO		1	0.1%
VENDEUSE DES ASSIETTES ET DES HABITS		1	0.1%
VENDEUSE DES AVOCATS		1	0.1%
VENDEUSE DES BOIS DE CHAUFFAGE		1	0.1%
VENDEUSE DES BRAISES		1	0.1%
VENDEUSE DES BRAISES ARACHIDES		1	0.1%
VENDEUSE DES CAKES		1	0.1%

File : rdc_qb_assets

q508: What is/was the activity performed

Value	Label	Cases	Percentage
VENDEUSE DES CHARBONS DE BOIS		1	 0.1%
VENDEUSE DES CHENILLES		1	 0.1%
VENDEUSE DES CHENILLES ET CHAMPIGNONS		1	 0.1%
VENDEUSE DES CHENILLES ET DES CHAMPIGNONS		1	 0.1%
VENDEUSE DES EPICES		2	 0.2%
VENDEUSE DES FARINE DE MAIS ET DE FARINE DE MANIOC		1	 0.1%
VENDEUSE DES FARINE DE MAIS ET DE MANIOC		1	 0.1%
VENDEUSE DES FEUILLE DE MANIOC ET FUFU		1	 0.1%
VENDEUSE DES FEUILLES DE MANIOC		1	 0.1%
VENDEUSE DES FIPPERIE		1	 0.1%
VENDEUSE DES FRUITS		1	 0.1%
VENDEUSE DES GATEAUX		1	 0.1%
VENDEUSE DES LEGUMES		1	 0.1%
VENDEUSE DES PAINS		6	 0.7%
VENDEUSE DES PAINS ET DES BRAISES		1	 0.1%
VENDEUSE DES PAINS POISSONS		1	 0.1%
VENDEUSE DES SACS DE CHARBONS		1	 0.1%

File : rdc_qb_assets

q508: What is/was the activity performed

Value	Label	Cases	Percentage
VENDEUSE DES SAUCISSES		1	0.1%
VENDEUSE DES SUCRES		1	0.1%
VENDEUSE DES VIVRES FRAIS		3	0.4%
VENDEUSE DS ALIMENTS PREPARES		1	0.1%
VENDEUSE DU FARINE		1	0.1%
VENDEUSE EPICES		4	0.5%
VENDEUSE FARINE DE MANIOC		1	0.1%
VENDEUSE HABITS		1	0.1%
VENDEUSE HUILE DE PALME		1	0.1%
VENDEUSE MFUMBUA		1	0.1%
VENT DE DIVERS ARTICLE		1	0.1%
VENTE		1	0.1%
VENTE DE BEIGNET		1	0.1%
VENTE DE CHIKWANGE		1	0.1%
VENTE DE FARINE DE MANIOC A DOMICILE		1	0.1%
VENTE DES POISSONS GRILLES		1	0.1%
VENTE DES ALIMENTS PREPARER		1	0.1%
VENTE DES ARACHIDE		1	0.1%
VENTE DES CIGARETTES ET BISCUITS		1	0.1%
VENTE DES PAGNES		1	0.1%
VENTE DES PAINS A LA CRIEE		1	0.1%

File : rdc_qb_assets

q508: What is/was the activity performed

Value	Label	Cases	Percentage
VENTE DES PRODUITS DIVERS		1	0.1%
VENTE ENGRAIS CHIMIQUES / CECOMAF		1	0.1%
VENTE MAIS MANIOC ARCHIDES BOUILLIES MARCHÉ		1	0.1%
VENTE PAIN/ ARACHIDE DEVANT PARCELLE		1	0.1%
VENTE PAINS A DOMICILE		1	0.1%
VENTE VIN DE PALME EKALA		1	0.1%
VENTE APRES CASSE DE LA CAILLASSE		1	0.1%
VENTE APRES CULTURE MARAICHAIRE LEGUME		1	0.1%
VENTE ARTICLES DIVERS		1	0.1%
VENTE ASSIETTES ET PLASTIQUES AU MARCHÉ		1	0.1%
VENTE AU FRESTAURANT		1	0.1%
VENTE BEGNETS		1	0.1%
VENTE BEIGNETS		1	0.1%
VENTE BEIGNETS A DOMICILE		1	0.1%
VENTE BIJOUX A GAMBELA		1	0.1%
VENTE BOISSONS ALCOOLIQUE ET SUCRES		1	0.1%
VENTE BRAISE		2	0.2%

File : rdc_qb_assets

q508: What is/was the activity performed

Value	Label	Cases	Percentage
VENTE BRAISE A DOMICILE		1	0.1%
VENTE BRAISE DEVANT PARCELLE		1	0.1%
VENTE BRAISE HUILE ET FUFU		1	0.1%
VENTE CADENAS		1	0.1%
VENTE CHAUSSURES AU MARCHÉ		1	0.1%
VENTE CHAUSSURES, TOMATES, SUCRE		1	0.1%
VENTE CHIKWANGE		2	0.2%
VENTE CHIKWANGUES ET POISSONS AU MARCHÉ		1	0.1%
VENTE COURGE POIVRE AU MARCHÉ		1	0.1%
VENTE CULTURE MANIOC		1	0.1%
VENTE D EPICES/ FERBOIS		1	0.1%
VENTE D HABIT		1	0.1%
VENTE D HABITS		2	0.2%
VENTE D HABITS DE FRIPERIE		1	0.1%
VENTE D HUILE DE PALME		1	0.1%
VENTE DANS SA BOUTIQUE		1	0.1%
VENTE DANS UNE PHARMACIE		1	0.1%
VENTE DE BABOUCHES		1	0.1%
VENTE DE BEIGNET		3	0.4%

File : rdc_qb_assets

q508: What is/was the activity performed

Value	Label	Cases	Percentage
VENTE DE BEIGNETS ET DE FARINE		1	0.1%
VENTE DE BOISSON		1	0.1%
VENTE DE BOISSON DANS UNE TERRASSE		1	0.1%
VENTE DE BOISSONS A LA MAISON		1	0.1%
VENTE DE BOISSONS SUCREES ET ALCOOLISEES		1	0.1%
VENTE DE BRAISE		2	0.2%
VENTE DE CAFE THE PAINS		1	0.1%
VENTE DE CARBURANT ET LIBRIFIANT		1	0.1%
VENTE DE CHIKWANG		1	0.1%
VENTE DE CHIKWANGA		1	0.1%
VENTE DE CHIKWANGE		1	0.1%
VENTE DE CHIKWANGUES COSSETTES DE MANIOC		1	0.1%
VENTE DE CIGARETTES ET BISCUITS		1	0.1%
VENTE DE DENRE ALIMENTAIRE		1	0.1%
VENTE DE DIVERS ARTICLES(LAIT SUCRE)		1	0.1%
VENTE DE DIVERS HABITS ET TOUT		1	0.1%
VENTE DE FARINE		1	0.1%
VENTE DE FARINE DE MAIS		2	0.2%

File : rdc_qb_assets

q508: What is/was the activity performed

Value	Label	Cases	Percentage
VENTE DE FARINE DE MAIS ET MANIOC		1	0.1%
VENTE DE FARINE DE MANIOC		3	0.4%
VENTE DE FARINE DE MANIOC A DOMICILE		1	0.1%
VENTE DE FARINE DE MANIOC AU MARCHÉ		1	0.1%
VENTE DE FOURNITURE DE BUREAU		1	0.1%
VENTE DE FRIPERIE		2	0.2%
VENTE DE FRIPPERIE		1	0.1%
VENTE DE FRUITS		1	0.1%
VENTE DE FUFU		5	0.6%
VENTE DE FUFU DE MAIS		1	0.1%
VENTE DE FUFU HUILES ET MPAIS		1	0.1%
VENTE DE INSTRUMENTS DE NETTOYAGE		1	0.1%
VENTE DE LA FARINE		1	0.1%
VENTE DE LA FARINE DE MANIOC		2	0.2%
VENTE DE LA FARINE DE MANIOC AU PETIT MARCHÉ		1	0.1%
VENTE DE LA FARINE DE MANIOC DEVANT LA PARCELLE		1	0.1%
VENTE DE LA FARINE DE MANIOC ET DE MAIS		1	0.1%

File : rdc_qb_assets

q508: What is/was the activity performed

Value	Label	Cases	Percentage
VENTE DE LA FARINE SUCRE		1	0.1%
VENTE DE LA NOURRITURE		1	0.1%
VENTE DE LA VIANDE DE BÂ'UF		1	0.1%
VENTE DE LEGUME		1	0.1%
VENTE DE MAIS		2	0.2%
VENTE DE MAIS AU MARCHÉ		1	0.1%
VENTE DE MAIS ET FARINE DE MANIOC		1	0.1%
VENTE DE MAKALA PAINS NGUBA DEVANT LA PARCELLE		1	0.1%
VENTE DE MANIOC		2	0.2%
VENTE DE PAGNE		1	0.1%
VENTE DE PAIN		3	0.4%
VENTE DE PAINS		3	0.4%
VENTE DE PAINS AU COIN DE LA RUE		1	0.1%
VENTE DE PAINS ET ARACHIDES		1	0.1%
VENTE DE PETROLE		2	0.2%
VENTE DE PETROLE EN DETAIL		1	0.1%
VENTE DE PLANCHES DE BOIS		1	0.1%
VENTE DE POISSON		1	0.1%
VENTE DE POISSON FUME		1	0.1%
VENTE DE POISSONS SALES		1	0.1%

File : rdc_qb_assets

q508: What is/was the activity performed

Value	Label	Cases	Percentage
VENTE DE POP CORNE		1	0.1%
VENTE DE PORCS		1	0.1%
VENTE DE PRODUITS DE PREMIERE NECESSITE		1	0.1%
VENTE DE SUCRE SAVONS SEL		1	0.1%
VENTE DE SUCREE		1	0.1%
VENTE DE TANGAWISI		1	0.1%
VENTE DE TUBERCULES		1	0.1%
VENTE DE VETEMENT		1	0.1%
VENTE DE VITRE A DOMICILE		1	0.1%
VENTE DE VIVRES FRAIS		2	0.2%
VENTE DES ARACHIDES		1	0.1%
VENTE DES ACCESSOIRES CELLULAIRES		1	0.1%
VENTE DES ALIMENTS		2	0.2%
VENTE DES ALIMENTS PREPARER		1	0.1%
VENTE DES ALIMENTS PREPARES		4	0.5%
VENTE DES APPAREILS		1	0.1%
VENTE DES ARACHIDES		3	0.4%
VENTE DES ARACHIDES ET PATATES		1	0.1%
VENTE DES ARMES		1	0.1%
VENTE DES ARTICLES DE LA BOUTIQUE		1	0.1%
VENTE DES ARTICLES DIVERS		2	0.2%
VENTE DES ARTICLES		1	0.1%

File : rdc_qb_assets

q508: What is/was the activity performed

Value	Label	Cases	Percentage
DIVERS ALIMENTAIRES			
VENTE DES ARTICLES DIVERS DANS UNE BOUTIQUE		1	0.1%
VENTE DES ARTICLES ELECTRIQUES		3	0.4%
VENTE DES AVOCATS		1	0.1%
VENTE DES BABOUCHES		1	0.1%
VENTE DES BAIGNETS		2	0.2%
VENTE DES BALAIS		1	0.1%
VENTE DES BANANES LE LONG DE L AVENUE		1	0.1%
VENTE DES BANDES VIDEO CHANGEUR DES MONNAIES		1	0.1%
VENTE DES BEIGNAIT		1	0.1%
VENTE DES BEIGNETS		5	0.6%
VENTE DES BIJOUX		1	0.1%
VENTE DES BISCUITS ET BOMBONS		1	0.1%
VENTE DES BISCUITS SAVONS ET AUTRES		1	0.1%
VENTE DES BISCUITS VERNIS		1	0.1%
VENTE DES BOISSONS		3	0.4%
VENTE DES BOISSONS A DOMICILE		1	0.1%
VENTE DES BOISSONS A LA MAISON		1	0.1%
VENTE DES BOISSONS SUCREES		1	0.1%

File : rdc_qb_assets

q508: What is/was the activity performed

Value	Label	Cases	Percentage
VENTE DES BRAISES		3	0.4%
VENTE DES BRAISES A DOMICILE		1	0.1%
VENTE DES CARBURANT		1	0.1%
VENTE DES CARTES PREPAYEES ET MATERIELS ELECTRONIQUES AU MARCHÉ		1	0.1%
VENTE DES CARTONS DE POULETS		1	0.1%
VENTE DES CASSEROLES		1	0.1%
VENTE DES CERCUEILS		1	0.1%
VENTE DES CHAUSSURES		4	0.5%
VENTE DES CHAUSSURES ET HABITS		1	0.1%
VENTE DES CHENILLES		1	0.1%
VENTE DES CHENILLES A DOMICILE		1	0.1%
VENTE DES CHENILLES DES POISSONS SALES		1	0.1%
VENTE DES CHEVRES		1	0.1%
VENTE DES CHICKWANGE		1	0.1%
VENTE DES CHIKWANGE A LA MAISON		1	0.1%
VENTE DES CHIKWANGE DEVANT LA PARCELLE		1	0.1%
VENTE DES CHIKWANGES		1	0.1%
VENTE DES CHIKWANGUES		3	0.4%
VENTE DES CIGARETTES		2	0.2%
VENTE DES COSETTES DE MANIOC		1	0.1%

File : rdc_qb_assets

q508: What is/was the activity performed

Value	Label	Cases	Percentage
VENTE DES DENREES ALIMENTAIRES		1	0.1%
VENTE DES DES CHIKWUNGA		1	0.1%
VENTE DES DIFFERENTS ARTICLES, SARDINES, SAVONS, ETC		1	0.1%
VENTE DES DIFFERENTS ARTICLES: SUCRE, LAIT, PAIN, BIERE		1	0.1%
VENTE DES DIVERS		1	0.1%
VENTE DES DIVERS ARTICLES		1	0.1%
VENTE DES DIVERS OBJETS A LA MAISON		2	0.2%
VENTE DES DIVERS PRODUITS		2	0.2%
VENTE DES DIVERS PRODUITS DANS UNE BOUTIQUE		1	0.1%
VENTE DES EPICES		11	1.3%
VENTE DES EPICES AU MARCHÉ		1	0.1%
VENTE DES EPICES AU PETIT MARCHÉ		1	0.1%
VENTE DES EPICES DEVANT LA MAISON		1	0.1%
VENTE DES FARINES DE MANIOC ET DE BOISSONS		1	0.1%
VENTE DES FEUILLES DE MANIOC		1	0.1%
VENTE DES FRIPERIES		2	0.2%

File : rdc_qb_assets

q508: What is/was the activity performed

Value	Label	Cases	Percentage
VENTE DES FRUITS		5	0.6%
VENTE DES FUFU HUILES VEGETALES ET MAIS		1	0.1%
VENTE DES GATEAUX		3	0.4%
VENTE DES GRILLADES		1	0.1%
VENTE DES HABITS		3	0.4%
VENTE DES HABITS DE FRIPERIE		1	0.1%
VENTE DES HABITS DE FRIPERIE ET DES BABOUCHES		1	0.1%
VENTE DES HABITS ET DIVERS		1	0.1%
VENTE DES HABITS ET HUILES DE PALME		1	0.1%
VENTE DES HARICOTS		3	0.4%
VENTE DES HARICOTS ET DES ARACHIDES		1	0.1%
VENTE DES INGREDIENTS, FUFU		1	0.1%
VENTE DES JUS ET EN SACHET		1	0.1%
VENTE DES JUS ET SUCREE		1	0.1%
VENTE DES LEGUMES		2	0.2%
VENTE DES LEGUMES DANS LA PARCELLE		1	0.1%
VENTE DES MABOKE		1	0.1%
VENTE DES MAIS		1	0.1%
VENTE DES MAIS MANIOC ARACHIDE		1	0.1%

File : rdc_qb_assets

q508: What is/was the activity performed

Value	Label	Cases	Percentage
VENTE DES MAIS ET HUILES		1	0.1%
VENTE DES MAIS RIZ HARICOTS ARACHIDES PRODUITS COSMETIQUES: €		1	0.1%
VENTE DES MALEWA A LA MAISON		1	0.1%
VENTE DES MANGUES DEVANT LA PARCELLE		1	0.1%
VENTE DES MATERIAUX DE CONSTRUCTION		1	0.1%
VENTE DES MEDICAMENTS		2	0.2%
VENTE DES MEDICAMENTS TRADITIONNEL		1	0.1%
VENTE DES MONTRES		1	0.1%
VENTE DES OBJETS EN PLASTIQUE		1	0.1%
VENTE DES OIGNONS		1	0.1%
VENTE DES ORANGES		1	0.1%
VENTE DES PAGNES		1	0.1%
VENTE DES PAGNES AU MARCHE		1	0.1%
VENTE DES PAGNES IMPORTES		1	0.1%
VENTE DES PAINS		13	1.6%
VENTE DES PAINS DEVANT LA PARCELLE		1	0.1%
VENTE DES PAINS PLUS SUCRE AU MARCHE		1	0.1%

File : rdc_qb_assets

q508: What is/was the activity performed

Value	Label	Cases	Percentage
VENTE DES PAINS AU COIN		1	0.1%
VENTE DES PAINS AU MARCHÉ		1	0.1%
VENTE DES PAINS ET ARACHIDES AU COIN		1	0.1%
VENTE DES PAINS ET BOISSONS SUCREES DANS LA PARCELLE		1	0.1%
VENTE DES PAINS ET HUILE DE PALME		1	0.1%
VENTE DES PAINS ET SAVONS		1	0.1%
VENTE DES PARFUMS		1	0.1%
VENTE DES PICES WAX AU MARCHÉ		1	0.1%
VENTE DES PIÈCES DE RECHANGE VÉHICULES		1	0.1%
VENTE DES POISSONS AU MARCHÉ		1	0.1%
VENTE DES POISSONS		12	1.4%
VENTE DES POISSONS A LA CHAMBRE FROIDE		1	0.1%
VENTE DES POISSONS AU COIN DE LA RUE		1	0.1%
VENTE DES POISSONS AU MARCHÉ		2	0.2%
VENTE DES POISSONS CHINCHARDS		1	0.1%
VENTE DES POISSONS FULMES		1	0.1%

File : rdc_qb_assets

q508: What is/was the activity performed

Value	Label	Cases	Percentage
VENTE DES POISSONS FUMES		1	0.1%
VENTE DES POISSONS GRILLES		1	0.1%
VENTE DES POISSONS GRILLES AU PETIT MARCHE		1	0.1%
VENTE DES POISSONS GRILLES ET CHIKWZANGUE		1	0.1%
VENTE DES POISSONS PREPARES		1	0.1%
VENTE DES POISSONS SALES		1	0.1%
VENTE DES POISSONS SALES ET CIGARETTES		1	0.1%
VENTE DES PONDU		1	0.1%
VENTE DES POSSONS		1	0.1%
VENTE DES PRODUITS AGRICOLES		4	0.5%
VENTE DES PRODUITS ALIMENTAIRE		1	0.1%
VENTE DES PRODUITS ALIMENTAIRES		1	0.1%
VENTE DES PRODUITS ALIMENTAIRES ET DIVERS		1	0.1%
VENTE DES PRODUITS DE BEAUTE		1	0.1%
VENTE DES PRODUITS DESINFECTANT		1	0.1%
VENTE DES PRODUITS DIVERS		3	0.4%
VENTE DES PRODUITS DIVERS DANS UNE BOUTIQUE		1	0.1%

File : rdc_qb_assets

q508: What is/was the activity performed

Value	Label	Cases	Percentage
VENTE DES PRODUITS DIVERS ET COSMETIQUES		1	0.1%
VENTE DES PRODUITS DIVERS: SUCRE, LAIT, HUILE, ETC.		1	0.1%
VENTE DES PRODUITS MARAICHERES		1	0.1%
VENTE DES PRODUITS PHARMACETIQ		1	0.1%
VENTE DES PRODUITS PHARMACEUTI		1	0.1%
VENTE DES PRODUITS PHARMACEUTI		6	0.7%
VENTE DES SACHETS		1	0.1%
VENTE DES SACS DE DIVERS ARTICLES		1	0.1%
VENTE DES SACS POUR DAMES		1	0.1%
VENTE DES SANDALES/ BABOUCHES AU MARCHE LIBERTE		1	0.1%
VENTE DES SAVONS		1	0.1%
VENTE DES SAVONS ET PAINS		1	0.1%
VENTE DES SOUS VETEMENTS		1	0.1%
VENTE DES SUCREE EN DETAILLE		1	0.1%
VENTE DES SUCREES		2	0.2%
VENTE DES TISSUS POUR PANTALON		1	0.1%
VENTE DES TUBERCULES		1	0.1%
VENTE DES VETEMENTS		4	0.5%

File : rdc_qb_assets

q508: What is/was the activity performed

Value	Label	Cases	Percentage
VENTE DES VETEMENTS A KATO		1	0.1%
VENTE DES VETEMENTS A LA CRIEE POTOPOTO		1	0.1%
VENTE DES VETEMENTS FEMMES		2	0.2%
VENTE DES VETEMENTS JEANS MIXTE AU MARCHÉ		1	0.1%
VENTE DES VETEMENTS USAGES AU MARCHÉ		1	0.1%
VENTE DES VIVRES FRAIS		4	0.5%
VENTE DES VIVRES FRAIS ET POISSONS SECS		1	0.1%
VENTE DES WAX AU MARCHÉ		1	0.1%
VENTE DES WAX ET BABOUCHES		1	0.1%
VENTE DES Â'UFS		1	0.1%
VENTE DETAIL CIGARETTES		1	0.1%
VENTE DIAMAND D ANGOLA		1	0.1%
VENTE DIVERS ARTICLES		1	0.1%
VENTE DS BOISSONS		1	0.1%
VENTE DU CARBURANT		1	0.1%
VENTE DU CHANVRE		1	0.1%
VENTE DU FUFU ET MAIS		1	0.1%
VENTE DU PAIN		1	0.1%
VENTE DU PETROLE		1	0.1%

File : rdc_qb_assets

q508: What is/was the activity performed

Value	Label	Cases	Percentage
VENTE DU PETROLE AUX DETAILLANTS		1	0.1%
VENTE DU RIZ ET DES HARICOTS		1	0.1%
VENTE EPICES		2	0.2%
VENTE ES EQUIPEMENT DUN VEHICULE		1	0.1%
VENTE ET ACHAT DE DIAMENTS		2	0.2%
VENTE FARINE DE MANIOC		1	0.1%
VENTE FARINE DE MANIOC ET MAIS		1	0.1%
VENTE FARINE ET MANIOC DEVANT LA PARCELLE		1	0.1%
VENTE FRIPPERIE		1	0.1%
VENTE FUFU ET BRAISES		1	0.1%
VENTE FUMBWA AU PETIT MARCHE		1	0.1%
VENTE HABITS		2	0.2%
VENTE HABITS AU GRAND MARCHE		1	0.1%
VENTE HABITS ET AUTRES LINGES		1	0.1%
VENTE HARICOT		1	0.1%
VENTE HARICOTS		1	0.1%
VENTE HUILE ET TOMATES		1	0.1%
VENTE HUILE, SAVONS EN CONGO BRAZZA		1	0.1%
VENTE MAIS		2	0.2%

File : rdc_qb_assets

q508: What is/was the activity performed

Value	Label	Cases	Percentage
VENTE MAIS A DOMICILE		1	0.1%
VENTE MAIS DEVANT LA MAISON		1	0.1%
VENTE MAIS ET MANIOC		1	0.1%
VENTE MATERIELS DE PLOMBERIE		1	0.1%
VENTE NOURRITURE ET BOISSONS		1	0.1%
VENTE OIGNONS		1	0.1%
VENTE OIGNONS A ZIKIDA		1	0.1%
VENTE PAIN AU MARCHÉ		1	0.1%
VENTE PETROLE		1	0.1%
VENTE PIECES DE RECHANGE VEHICULES		1	0.1%
VENTE PLASTIQUES		1	0.1%
VENTE PNEUS D OCCASION		1	0.1%
VENTE POISSON		3	0.4%
VENTE POISSON INONGO KISHASA PORT		1	0.1%
VENTE POISSONS FUMES AU PORT		1	0.1%
VENTE POISSONS SALES		1	0.1%
VENTE PRODUIT ALIMENTAIRE COMMERCANT		1	0.1%
VENTE PRODUIT PHARMACETIQ		1	0.1%
VENTE TOMATES ET EPICES		1	0.1%

File : rdc_qb_assets

q508: What is/was the activity performed

Value	Label	Cases	Percentage
VENTE TOMBOLA A GAMBELA		1	0.1%
VENTE TOMSON A DOMICILE		1	0.1%
VENTE VIANDE		1	0.1%
VENTE WAX A DOMICILE		1	0.1%
VENTES DES EPICES DEVANT LA PARCELLE		1	0.1%
VENTES DES FARINES DE MANIOC		1	0.1%
VENTES DES HABITS AU MARCHÉ		1	0.1%
VENTES DES HABITS ET CHAUSSURES		1	0.1%
VENTES DES HABITS, MECHES, BIJOUX ET DIVERS		1	0.1%
VENTES DES MECHES A DOMICILE		1	0.1%
VENTES DES ORANGES		1	0.1%
VENTES DES POISSONS GRILLES		1	0.1%
VENTES DES PRODUITS		1	0.1%
VENTES DES SACS DES FUFUS		1	0.1%
VENTES DES VETEMENTS		1	0.1%
VEUNDEUR D'UNE BOUTIQUE		1	0.1%
VFENTE BIJOUX ET MONTRES		1	0.1%
VOITURE		1	0.1%
VOITURE TAXI		1	0.1%
Vente chaussures, vêtements		1	0.1%

File : rdc_qb_assets

q508: What is/was the activity performed

Value	Label	Cases	Percentage
Vente de bisson psin, beigreb		1	0.1%
Vente de boissons sucrées et produits alimentaires sur le campus		1	0.1%
Vente de cigarettes, sardines, biscuit		1	0.1%
Vente de moteurs d'occasion à Matadi		1	0.1%
Vente de pantalons et t-shirt		1	0.1%
Vente de pneus d'occasion		1	0.1%
Vente de souliers		1	0.1%
Vente de téléphone portable		1	0.1%
Vente de vivre frais		1	0.1%
Vente produits alimentaires maïs et manioc		1	0.1%
achat voitures Afrique du Sud, vente Lubumbashi		1	0.1%
alimentation générale		2	0.2%
boutique (vente divers articles alimentation)		1	0.1%
boutique des denrées alimentaires		1	0.1%
boîte de nuit ; café		1	0.1%
bureautique: saisie, impression documents; formation informatique		1	0.1%
business dans le diamant		1	0.1%
commerce de produits		1	0.1%

File : rdc_qb_assets

q508: What is/was the activity performed

Value	Label	Cases	Percentage
alimentaires et habillement lux			
commerce de produits alimentaires et habillement luxe		1	0.1%
d'achat de boissons		1	0.1%
g�rant de taxi		1	0.1%
magasin alimentation		1	0.1%
pharmacie		1	0.1%
soci�t� de d'annage informatique		1	0.1%
taxi		1	0.1%
transport +importation +chambre froide		1	0.1%
un taxi		1	0.1%
vente de produits beaut�, vtements africains		1	0.1%
vente de produits de premi�re n�cessit�		1	0.1%
vente des accessoires pour filles		1	0.1%
voiture taxi		1	0.1%
levage de volailles, porcs et pisciculture		1	0.1%
.b		8	

Warning: these figures indicate the number of cases found in the data file. They cannot be interpreted as summary statistics of the population of interest.

q508c2: q508 recoded level 2

Information	[Type= discrete] [Format=numeric] [Range= 111-618] [Missing=*]
Statistics [NW/ W]	[Valid=830 /-] [Invalid=2054 /-]
Universe	If q20tot not in 0 If q503 in 3 to 8 AND q507 in 2 OR If q503 in 9
Notes	Computed variable from the open question q508

Value	Label	Cases	Percentage
111	Selling general goods/grocery/supermarket	78	9.4%
112	Selling foodstuffs/water/icecream/drinks	406	48.9%
113	Selling clothes/fabrics/second hand clothes/shoes	95	11.4%
114	Selling CD/DVD/other musical products	1	0.1%

File : rdc_qb_assets

q508c2: q508 recoded level 2

Value	Label	Cases	Percentage
115	Selling car/spare parts	10	1.2%
116	Selling decorative objects/art/handycrafts	3	0.4%
117	Selling cosmetics/care products	6	0.7%
118	Selling other equipment	9	1.1%
119	Selling jewelry/gems	23	2.8%
121	Chemist/drugstore	20	2.4%
122	Import export	2	0.2%
123	Hawker	4	0.5%
124	Selling other goods	10	1.2%
125	Selling bathroom and kitchen furniture	5	0.6%
126	Selling building material	5	0.6%
127	Selling agrochemical/chemical products	14	1.7%
211	Phone service/telecom center/Web cafe	12	1.4%
212	IT company/IT repair service	1	0.1%
213	Hairdress salon	3	0.4%
214	Photographer/camera shop	4	0.5%
215	Joinery/carpentry	1	0.1%
216	Technician air conditioner maintenance/mason/plumber	8	1.0%
217	Construction company/plumbing/painting	1	0.1%
218	Dressmaking/tailoring	13	1.6%
219	Restaurant/cafetary/fast food/bakery/cake shop	23	2.8%
220	Bar/night club	4	0.5%
222	Music/Theater/instrument rental	3	0.4%
223	Real estate office /accounting service/survey office/exchang	4	0.5%
225	Other services	3	0.4%
311	Taxi	14	1.7%
312	Public transportation	5	0.6%
314	Goods transportation	4	0.5%
315	Other transportation	5	0.6%
411	Breeding poultry/beekeeping/other breeding	4	0.5%
412	Plantation/farming	11	1.3%
511	Food processing	5	0.6%
611	Nursing agency	3	0.4%
612	School	1	0.1%
614	Other	4	0.5%
615	Business	1	0.1%
617	Sport/leisure activity	2	0.2%
Sysmiss		2054	

Warning: these figures indicate the number of cases found in the data file. They cannot be interpreted as summary statistics of the population of interest.

q508c1: q508 recoded level 1

Information	[Type= discrete] [Format=numeric] [Range= 1-6] [Missing=*]
Statistics [NW/ W]	[Valid=830 /-] [Invalid=2054 /-]
Universe	If q20tot not in 0

File : rdc_qb_assets

q508c1: q508 recoded level 1

If q503 in 3 to 8 AND q507 in 2
OR
If q503 in 9

Notes Another classification of q508c2 with less codes

Value	Label	Cases	Percentage
1	Selling goods	691	83.3%
2	Selling Services	83	10.0%
3	Transport	28	3.4%
4	Farming	15	1.8%
5	Industry	5	0.6%
6	Other	8	1.0%
Sysmiss		2054	

Warning: these figures indicate the number of cases found in the data file. They cannot be interpreted as summary statistics of the population of interest.

q509: This asset has been operated or used

Information [Type= discrete] [Format=character] [Missing=*/.b]

Statistics [NW/ W] [Valid=1231 /-] [Invalid=12 /-]

Definition
By family members: answers 1 to 8
By other persons: answers 9 to 10

Universe
If q20tot not in 0

If q503 in 2 AND q504 in 1 to 5
OR
If q503 in 3 to 8 AND q507 in 2, 3
OR
If q503 in 9

Literal question
509. This asset has been operated or used...
Multiple answers

Interviewer's instructions
Read out, multiple answers possible

Value	Label	Cases	Percentage
0		42	3.4%
0 03		2	0.2%
0 03 06		1	0.1%
0 03 06 07		6	0.5%
0 04		1	0.1%
0 06 07		1	0.1%
0 09		1	0.1%
0 1 2 4 5 8		1	0.1%
0 10		1	0.1%
0 3 5 6 7		1	0.1%
0 3 6 7		2	0.2%
0 4 5		1	0.1%
0 4 5 10		1	0.1%
0 5		1	0.1%
0 6 8		1	0.1%
0 7		1	0.1%

File : rdc_qb_assets

q509: This asset has been operated or used

Value	Label	Cases	Percentage
0 8		1	0.1%
00		779	63.3%
00 08		1	0.1%
00 01 02 04		1	0.1%
00 02 03 06		1	0.1%
00 02 03 06 07		1	0.1%
00 03		3	0.2%
00 03 06 07		2	0.2%
00 03 06 07 08		1	0.1%
00 03 06 07 10		1	0.1%
00 06 07		2	0.2%
00 07		2	0.2%
00 07 08		1	0.1%
00 08		1	0.1%
00 10		1	0.1%
00 01		2	0.2%
00 01 02 03 08		1	0.1%
00 01 02 04 05		2	0.2%
00 01 02 04 05 06		1	0.1%
00 01 02 04 05 06 08		2	0.2%
00 01 02 05 06 08		1	0.1%
00 01 04 05 06 07 80		1	0.1%
00 01 08		1	0.1%
00 02		4	0.3%
00 02 03 06 07		1	0.1%
00 02 04 05		1	0.1%
00 02 04 05 08		2	0.2%
00 03		18	1.5%
00 03 04 07 08		1	0.1%
00 03 05 07 08		1	0.1%
00 03 06 07 08		1	0.1%
00 03 04 05		1	0.1%
00 03 04 06 07		4	0.3%
00 03 04 06 07 08		1	0.1%
00 03 04 08		1	0.1%
00 03 05 06 07		1	0.1%
00 03 05 07		1	0.1%
00 03 05 10		1	0.1%
00 03 06		2	0.2%
00 03 06 07		22	1.8%

File : rdc_qb_assets

q509: This asset has been operated or used

Value	Label	Cases	Percentage
00 03 06 07 02		1	0.1%
00 03 06 07 08		14	1.1%
00 03 06 07 08 10		1	0.1%
00 03 06 07 10		2	0.2%
00 03 06 08		1	0.1%
00 03 06 10		1	0.1%
00 03 07		5	0.4%
00 03 07 06		1	0.1%
00 03 07 08		1	0.1%
00 04		8	0.6%
00 04 03		1	0.1%
00 04 05 07 08		1	0.1%
00 04 05 08		1	0.1%
00 04 06 07		1	0.1%
00 04 09		2	0.2%
00 04 10		1	0.1%
00 05		4	0.3%
00 05 08		2	0.2%
00 06		6	0.5%
00 06 03 07 10		1	0.1%
00 06 07		4	0.3%
00 06 07 03		1	0.1%
00 06 07 08		3	0.2%
00 06 07 08 05		1	0.1%
00 06 07 10		2	0.2%
00 06 08		1	0.1%
00 06 08 10		1	0.1%
00 07		7	0.6%
00 07 08 10		1	0.1%
00 07 10		1	0.1%
00 08		4	0.3%
00 09		5	0.4%
00 10		13	1.1%
00 10 03		1	0.1%
01		1	0.1%
01 02 04 05		1	0.1%
01 00		1	0.1%
01 02		2	0.2%
01 02 04 05		2	0.2%
01 03		1	0.1%
01 04 05		1	0.1%
01 04 05 06 07 08		1	0.1%

File : rdc_qb_assets

q509: This asset has been operated or used

Value	Label	Cases	Percentage
01 04 05 08		1	0.1%
02		4	0.3%
02 04		2	0.2%
02 04 05 08		1	0.1%
02 05		2	0.2%
02 07 08		1	0.1%
03		9	0.7%
03 06 07		4	0.3%
03 06 07 08		1	0.1%
03 00		1	0.1%
03 05 07		1	0.1%
03 06		1	0.1%
03 06 00		1	0.1%
03 06 07		10	0.8%
03 06 07 04 05 08		1	0.1%
03 06 07 08		3	0.2%
03 06 08		2	0.2%
03 07		1	0.1%
03 08		1	0.1%
04		18	1.5%
04 00		1	0.1%
04 05		6	0.5%
04 08		1	0.1%
04 10		1	0.1%
05		12	1.0%
06 07		2	0.2%
06 07 05		1	0.1%
06 07 05 08		1	0.1%
06 08		1	0.1%
08		17	1.4%
08 10		2	0.2%
09		8	0.6%
09 00		1	0.1%
1		1	0.1%
1 2 4 5		1	0.1%
10		38	3.1%
10 00		1	0.1%
10 00		1	0.1%
3		1	0.1%
3 6 7		2	0.2%
3 6 7 8		1	0.1%
4		5	0.4%
4 8		1	0.1%

File : rdc_qb_assets

q509: This asset has been operated or used

Value	Label	Cases	Percentage
5		1	0.1%
6 7 0		1	0.1%
8		11	0.9%
9		1	0.1%
.b		12	

Warning: these figures indicate the number of cases found in the data file. They cannot be interpreted as summary statistics of the population of interest.

q509_0: Used by yourself

Information	[Type= discrete] [Format=numeric] [Range= 0-1] [Missing=*]
Statistics [NW/ W]	[Valid=1243 /-] [Invalid=1641 /-]
Universe	If q20tot not in 0 If q503 in 2 AND q504 in 1 to 5 OR If q503 in 3 to 8 AND q507 in 2, 3 OR If q503 in 9
Literal question	509. This asset has been operated or used... By yourself

Value	Label	Cases	Percentage
0	No	422	34.0%
1	Yes	821	66.0%
Sysmiss		1641	

Warning: these figures indicate the number of cases found in the data file. They cannot be interpreted as summary statistics of the population of interest.

q509_1: Used by father

Information	[Type= discrete] [Format=numeric] [Range= 0-1] [Missing=*]
Statistics [NW/ W]	[Valid=1243 /-] [Invalid=1641 /-]
Universe	If q20tot not in 0 If q503 in 2 AND q504 in 1 to 5 OR If q503 in 3 to 8 AND q507 in 2, 3 OR If q503 in 9
Literal question	509. This asset has been operated or used... By your father

Value	Label	Cases	Percentage
0	No	1221	98.2%
1	Yes	22	1.8%
Sysmiss		1641	

Warning: these figures indicate the number of cases found in the data file. They cannot be interpreted as summary statistics of the population of interest.

q509_2: Used by mother

Information	[Type= discrete] [Format=numeric] [Range= 0-1] [Missing=*]
Statistics [NW/ W]	[Valid=1243 /-] [Invalid=1641 /-]
Universe	If q20tot not in 0 If q503 in 2 AND q504 in 1 to 5 OR

File : rdc_qb_assets

q509_2: Used by mother

	If q503 in 3 to 8 AND q507 in 2, 3 OR If q503 in 9
--	--

Literal question	509. This asset has been operated or used... By your mother
-------------------------	--

Value	Label	Cases	Percentage
0	No	1207	97.1%
1	Yes	36	2.9%
Systemmiss		1641	

Warning: these figures indicate the number of cases found in the data file. They cannot be interpreted as summary statistics of the population of interest.

q509_3: Used by partner(s)

Information	[Type= discrete] [Format=numeric] [Range= 0-1] [Missing=*]
--------------------	--

Statistics [NW/ W]	[Valid=1243 /-] [Invalid=1641 /-]
---------------------------	-----------------------------------

Universe	If q20tot not in 0 If q503 in 2 AND q504 in 1 to 5 OR If q503 in 3 to 8 AND q507 in 2, 3 OR If q503 in 9
-----------------	---

Literal question	509. This asset has been operated or used... By your partner(s)
-------------------------	--

Value	Label	Cases	Percentage
0	No	1093	87.9%
1	Yes	150	12.1%
Systemmiss		1641	

Warning: these figures indicate the number of cases found in the data file. They cannot be interpreted as summary statistics of the population of interest.

q509_4: Used by brother(s)

Information	[Type= discrete] [Format=numeric] [Range= 0-1] [Missing=*]
--------------------	--

Statistics [NW/ W]	[Valid=1243 /-] [Invalid=1641 /-]
---------------------------	-----------------------------------

Universe	If q20tot not in 0 If q503 in 2 AND q504 in 1 to 5 OR If q503 in 3 to 8 AND q507 in 2, 3 OR If q503 in 9
-----------------	---

Literal question	509. This asset has been operated or used... By one or several brothers
-------------------------	--

Value	Label	Cases	Percentage
0	No	1162	93.5%
1	Yes	81	6.5%
Systemmiss		1641	

Warning: these figures indicate the number of cases found in the data file. They cannot be interpreted as summary statistics of the population of interest.

q509_5: Used by sister(s)

Information	[Type= discrete] [Format=numeric] [Range= 0-1] [Missing=*]
--------------------	--

Statistics [NW/ W]	[Valid=1243 /-] [Invalid=1641 /-]
---------------------------	-----------------------------------

File : rdc_qb_assets

q509_5: Used by sister(s)

Universe	<p>If q20tot not in 0</p> <p>If q503 in 2 AND q504 in 1 to 5</p> <p>OR</p> <p>If q503 in 3 to 8 AND q507 in 2, 3</p> <p>OR</p> <p>If q503 in 9</p>
-----------------	--

Literal question	509. This asset has been operated or used... By one or several sisters
-------------------------	---

Value	Label	Cases	Percentage
0	No	1181	95.0%
1	Yes	62	5.0%
Sysmiss		1641	

Warning: these figures indicate the number of cases found in the data file. They cannot be interpreted as summary statistics of the population of interest.

q509_6: Used by son(s)

Information	[Type= discrete] [Format=numeric] [Range= 0-1] [Missing=*]
--------------------	--

Statistics [NW/ W]	[Valid=1243 /-] [Invalid=1641 /-]
---------------------------	-----------------------------------

Universe	<p>If q20tot not in 0</p> <p>If q503 in 2 AND q504 in 1 to 5</p> <p>OR</p> <p>If q503 in 3 to 8 AND q507 in 2, 3</p> <p>OR</p> <p>If q503 in 9</p>
-----------------	--

Literal question	509. This asset has been operated or used... By one or several of your sons
-------------------------	--

Value	Label	Cases	Percentage
0	No	1111	89.4%
1	Yes	132	10.6%
Sysmiss		1641	

Warning: these figures indicate the number of cases found in the data file. They cannot be interpreted as summary statistics of the population of interest.

q509_7: Used by daughter(s)

Information	[Type= discrete] [Format=numeric] [Range= 0-1] [Missing=*]
--------------------	--

Statistics [NW/ W]	[Valid=1243 /-] [Invalid=1641 /-]
---------------------------	-----------------------------------

Universe	<p>If q20tot not in 0</p> <p>If q503 in 2 AND q504 in 1 to 5</p> <p>OR</p> <p>If q503 in 3 to 8 AND q507 in 2, 3</p> <p>OR</p> <p>If q503 in 9</p>
-----------------	--

Literal question	509. This asset has been operated or used... By one or several of your daughters
-------------------------	---

Value	Label	Cases	Percentage
0	No	1109	89.2%
1	Yes	134	10.8%
Sysmiss		1641	

Warning: these figures indicate the number of cases found in the data file. They cannot be interpreted as summary statistics of the population of interest.

File : rdc_qb_assets

q509_8: Used by another relative

Information	[Type= discrete] [Format=numeric] [Range= 0-1] [Missing=*]
Statistics [NW/ W]	[Valid=1243 /-] [Invalid=1641 /-]
Universe	If q20tot not in 0 If q503 in 2 AND q504 in 1 to 5 OR If q503 in 3 to 8 AND q507 in 2, 3 OR If q503 in 9
Literal question	509. This asset has been operated or used... By another relative

Value	Label	Cases	Percentage
0	No	1144	92.0%
1	Yes	99	8.0%
Sysmiss		1641	

Warning: these figures indicate the number of cases found in the data file. They cannot be interpreted as summary statistics of the population of interest.

q509_9: Used by friend(s)

Information	[Type= discrete] [Format=numeric] [Range= 0-1] [Missing=*]
Statistics [NW/ W]	[Valid=1243 /-] [Invalid=1641 /-]
Universe	If q20tot not in 0 If q503 in 2 AND q504 in 1 to 5 OR If q503 in 3 to 8 AND q507 in 2, 3 OR If q503 in 9
Literal question	509. This asset has been operated or used... By one or several friends

Value	Label	Cases	Percentage
0	No	1225	98.6%
1	Yes	18	1.4%
Sysmiss		1641	

Warning: these figures indicate the number of cases found in the data file. They cannot be interpreted as summary statistics of the population of interest.

q509_10: Used by somebody else

Information	[Type= discrete] [Format=numeric] [Range= 0-1] [Missing=*]
Statistics [NW/ W]	[Valid=1243 /-] [Invalid=1641 /-]
Universe	If q20tot not in 0 If q503 in 2 AND q504 in 1 to 5 OR If q503 in 3 to 8 AND q507 in 2, 3 OR If q503 in 9
Literal question	509. This asset has been operated or used... By somebody else

Value	Label	Cases	Percentage
0	No	1170	94.1%
1	Yes	73	5.9%

File : rdc_qb_assets

q509_10: Used by somebody else

Value	Label	Cases	Percentage
0	No	1231	99.0%
1	Yes	12	1.0%
Systemmiss		1641	

Warning: these figures indicate the number of cases found in the data file. They cannot be interpreted as summary statistics of the population of interest.

q509_NR: Used by no answer

Information	[Type= discrete] [Format=numeric] [Range= 0-1] [Missing=*]
Statistics [NW/ W]	[Valid=1243 /-] [Invalid=1641 /-]
Universe	If q20tot not in 0 If q503 in 2 AND q504 in 1 to 5 OR If q503 in 3 to 8 AND q507 in 2, 3 OR If q503 in 9
Literal question	509. This asset has been operated or used... No answer

Value	Label	Cases	Percentage
0	No	1231	99.0%
1	Yes	12	1.0%
Systemmiss		1641	

Warning: these figures indicate the number of cases found in the data file. They cannot be interpreted as summary statistics of the population of interest.

q509_a: Specify another relative

Information	[Type= discrete] [Format=character] [Missing=*]
Statistics [NW/ W]	[Valid=97 /-] [Invalid=0 /-]
Universe	If q20tot not in 0 If q503 in 2 AND q504 in 1 to 5 OR If q503 in 3 to 8 AND q507 in 2, 3 OR If q503 in 9 If q509_8 in 1
Literal question	509. This asset has been operated or used... By another relative => Specify

Value	Label	Cases	Percentage
03		1	1.0%
04		1	1.0%
04 05 07 00		1	1.0%
BEAU FRERE		1	1.0%
BEAU FRERE		2	2.1%
BEAU FRERE ET BELLE SÅ'UR		1	1.0%
BEAU FRERE NEVEU ET NIECES		1	1.0%
BEAUX FRERES ET BELLES SÅ'URS		1	1.0%

File : rdc_qb_assets

q509_a: Specify another relative

Value	Label	Cases	Percentage
BELLE FILLE PETIT FILS		1	1.0%
BELLE SÅ'UR		4	4.1%
BELLE SÅ'UR NEVEUX		1	1.0%
BELLES SÅ'URS		1	1.0%
Belle-mere		1	1.0%
COUSINE PLUS BELLE SÅ'UR PLU COUSIN		1	1.0%
COUSINS ET SES FILLES		1	1.0%
COUSINS PETITS FILS		1	1.0%
Cousins		3	3.1%
ENFANT DU CONJOINT ET CO EPOUSE		1	1.0%
GRAND MERE		1	1.0%
GRAND PARENTS		1	1.0%
GRANDE MERE		1	1.0%
LE LOCATAIRE		1	1.0%
LE PÅ'RE DE MON CONJOINT SES FRERES		1	1.0%
LUI-MÅŠME AVANT SA MORT, SES NEVEUX ET NIECES		1	1.0%
MARATRE		1	1.0%
Mes beaux- freres		1	1.0%
NEVEU		1	1.0%
NEVEU NIECE		1	1.0%
NEVEU A MA FEMME		1	1.0%
NEVEU DU CONJOINT		1	1.0%
NEVEUX		3	3.1%
NEVEUX ET NIECE		1	1.0%
NIECE		2	2.1%
NIECE NEVEU PETIT FILS		1	1.0%

File : rdc_qb_assets

q509_a: Specify another relative

Value	Label	Cases	Percentage
Neveu		1	1.0%
ONCLE		2	2.1%
ONCLE PATERNEL		1	1.0%
ONCLES, TANTES		1	1.0%
Oncles paternels		5	5.2%
PETIT FILS		8	8.2%
PETITE FILE ET PETIT FILS		1	1.0%
PETITS ENFANTS		1	1.0%
PETITS FILS		3	3.1%
PETITS FILS ET PETITES FILLES		2	2.1%
PETITS FILS NEVEUX		1	1.0%
PETITS FILS PETITES FILLES		1	1.0%
SANS LIEN DES PARENTE		1	1.0%
STAGIAIRES		1	1.0%
TANTE		1	1.0%
TANTE MATERNELLE		1	1.0%
TANTE COUSINS		1	1.0%
TANTE, ONCLE		1	1.0%
TANTES, ONCLES		1	1.0%
Tante		1	1.0%
Tante paternelle		1	1.0%
Tantes et oncles paternels		2	2.1%
beau-frere		1	1.0%
belle-famille		1	1.0%
cousin		3	3.1%
cousin(e)s		1	1.0%
cousins		1	1.0%
cousins (2)		1	1.0%
enfant adopte		1	1.0%
neveu		1	1.0%
neveux surtout		1	1.0%
neveux, cousins, â€		1	1.0%

File : rdc_qb_assets

q509_a: Specify another relative

Value	Label	Cases	Percentage
neveux, nieces du mari et d'elle		1	1.0%
oncle		1	1.0%
oncle de femme		1	1.0%
tantes et oncles paternels		1	1.0%

Warning: these figures indicate the number of cases found in the data file. They cannot be interpreted as summary statistics of the population of interest.

q509_b: Specify somebody else

Information	[Type= discrete] [Format=character] [Missing=*]
Statistics [NW/ W]	[Valid=66 /-] [Invalid=0 /-]
Universe	<p>If q20tot not in 0</p> <p>If q503 in 2 AND q504 in 1 to 5 OR If q503 in 3 to 8 AND q507 in 2, 3 OR If q503 in 9</p> <p>If q509_10 in 1</p>
Literal question	509. This asset has been operated or used... By somebody else => Specify

Value	Label	Cases	Percentage
06		1	1.5%
1 CHAUFFEUR		1	1.5%
1 vendeur		3	4.5%
AVEC D AUTRES EMPLOYES		1	1.5%
BELLE SÂ'UR , PETIT FILS ET PETITE FILLE		1	1.5%
BONNE		1	1.5%
C'est une ASBL avec d'autres associes		1	1.5%
CELUI QUI M A VENDU LA PARCELLE		1	1.5%
CHAUFFEUR		6	9.1%
DES EMPLOYES		1	1.5%
DES TRAVAILLEUR:		1	1.5%
Des gerants		1	1.5%
Dirigeant		2	3.0%
EMPLOYE		4	6.1%
Fermiers		2	3.0%
GARDIEN DE LA PARCELLE		1	1.5%

File : rdc_qb_assets

q509_b: Specify somebody else

Value	Label	Cases	Percentage
LES LOCATAIRES		4	6.1%
LOCATAIRES		2	3.0%
MENIER		1	1.5%
MON FRERE GERANT		1	1.5%
Mon associe		1	1.5%
NEVEUX NIECE		1	1.5%
PETITE AMIE		1	1.5%
QUELQU UN L A ENGAGE SIMPLEMENT		1	1.5%
QUELQU UN QUI A DEMANDE SERVICE		1	1.5%
Quelqu'un pour garder la maison		1	1.5%
SANS LIEN		1	1.5%
TRAVAILLEUR:		1	1.5%
Travailleurs		3	4.5%
UN CHAUFFEUR		1	1.5%
UN CHAUFFEUR QUE NOUS AVONS ENGAGE		1	1.5%
UN TRAVAILLEUR		2	3.0%
UN VILLAGEOIS DU COIN		1	1.5%
UN VOISIN DU QUARTIER		1	1.5%
UNE FILLE NON TRAVAILLEUR		1	1.5%
UNE MAMAN QUI RESTE TOUT PRES DE LA PARCELLE		1	1.5%
VENDUER		1	1.5%
VOISINS		1	1.5%
des connaissances		1	1.5%
enfants de la rue recueillis		1	1.5%
locataire (pas de la famille)		1	1.5%

File : rdc_qb_assets

q509_b: Specify somebody else

Value	Label	Cases	Percentage
quelqu'un pour assurer la garde		1	1.5%
travailleurs		2	3.0%
une connaissance		3	4.5%

Warning: these figures indicate the number of cases found in the data file. They cannot be interpreted as summary statistics of the population of interest.

q510: Country of this asset

Information	[Type= discrete] [Format=numeric] [Range= 96000-99527] [Missing=*]
Statistics [NW/ W]	[Valid=1882 /-] [Invalid=1002 /-]
Universe	If q20tot not in 0
Literal question	510. In which country is this asset located?
Post-question	FILTER: If 510 = DR CONGO => 511 Otherwise => 513
Interviewer's instructions	Note answer in plain text

Value	Label	Cases	Percentage
96000	FRANCE	1	0.1%
99131	BELGIUM	50	2.7%
99132	UNITED KINGDOM	5	0.3%
99135	NETHERLANDS	1	0.1%
99311	NAMIBIA	1	0.1%
99312	CONGO (DEMOCRATIC REPUBLIC)	1764	93.7%
99321	BURUNDI	1	0.1%
99322	CAMEROON	1	0.1%
99323	CENTRAL AFRICAN REPUBLIC	4	0.2%
99324	CONGO	22	1.2%
99331	BURKINA FASO	1	0.1%
99395	ANGOLA	30	1.6%
99401	CANADA	1	0.1%
Sysmiss		1002	

Warning: these figures indicate the number of cases found in the data file. They cannot be interpreted as summary statistics of the population of interest.

q511: Town/village of this asset

Information	[Type= discrete] [Format=character] [Missing=*.b/.]
Statistics [NW/ W]	[Valid=1761 /-] [Invalid=67 /-]
Universe	If q20tot not in 0 If q510 in 99312 (DR Congo)
Literal question	511. In which town or village?
Interviewer's instructions	In CAPITAL letters

Value	Label	Cases	Percentage
BAGATA		1	0.1%
BANDALUNGW		1	0.1%
BANDUNDU		9	0.5%
BATEKE		1	0.1%

File : rdc_qb_assets

q511: Town/village of this asset

Value	Label	Cases	Percentage
BOKORO		2	0.1%
BOMA		3	0.2%
BRAZAVILLE		2	0.1%
BUKAVU		4	0.2%
BULUNGU		2	0.1%
BUMBU		2	0.1%
BUSINGA		1	0.1%
BUTEMBO		1	0.1%
Bandalungwa		1	0.1%
Bas congo		1	0.1%
Beni		1	0.1%
Boma		1	0.1%
Budjala		1	0.1%
Bukavu		2	0.1%
Bumbu		2	0.1%
Butembu		1	0.1%
DIBAYA		1	0.1%
DILOLO		1	0.1%
EQUATEUR		2	0.1%
FAMPANDA		1	0.1%
Feshi		2	0.1%
GBADOLITE		1	0.1%
GEMENA		2	0.1%
GOMA		4	0.2%
GOMBE		1	0.1%
Goma		15	0.9%
Goma et Butembo		1	0.1%
Gombe		4	0.2%
Gombe + Barumbu		1	0.1%
IMBONGO		1	0.1%
INONGO		1	0.1%
KABALO		1	0.1%
KALAMU		2	0.1%
KALEHE		1	0.1%
KALEMIE		1	0.1%
KANANGA		2	0.1%
KARAWA		1	0.1%
KASAI OCCIDENTAL		1	0.1%
KASANGULU		2	0.1%
KENGE		1	0.1%
KIBOMBO		2	0.1%

File : rdc_qb_assets

q511: Town/village of this asset

Value	Label	Cases	Percentage
KIKWIT		5	0.3%
KIMBANSEKE		3	0.2%
KIMPESE		1	0.1%
KINDE		1	0.1%
KINDU		1	0.1%
KINDUNDA		1	0.1%
KINGASANI MIKONDO		1	0.1%
KINKOLE		1	0.1%
KINSHASA		1322	75.1%
KINSHASA (LINGWALA)		1	0.1%
KINSHASA (MALUKU)		1	0.1%
KINZAU MVUETE		1	0.1%
KISANGI		2	0.1%
KOLWEZI		1	0.1%
KUNGA MBANZA		1	0.1%
KWAMOUTH		1	0.1%
Kabongo		1	0.1%
Kalamu		1	0.1%
Kamina		3	0.2%
Kananga		4	0.2%
Kasangulu		1	0.1%
Kavumu		4	0.2%
Kenge		3	0.2%
Kimpese		1	0.1%
Kimpoko/Nsele		1	0.1%
Kinhasa		1	0.1%
Kinshasa		117	6.6%
Kinshasa (Gombe)		2	0.1%
Kinshasa - Matete		1	0.1%
Kinshasa Lemba		1	0.1%
Kisangani		2	0.1%
Kitumbiro		1	0.1%
Kwilu Ngongo		3	0.2%
LINGWALA		1	0.1%
LISALA		1	0.1%
LODJA		1	0.1%
LUBUMBASHI		3	0.2%
LUEBO		1	0.1%
LUKALA		1	0.1%

File : rdc_qb_assets

q511: Town/village of this asset

Value	Label	Cases	Percentage
LUSAMBO		1	0.1%
Lemba		3	0.2%
Limete		4	0.2%
Lodja		6	0.3%
Lomela		2	0.1%
Lubumbashi		14	0.8%
Lukalaba		3	0.2%
MAKALA		1	0.1%
MALUKU		3	0.2%
MANGANZI		2	0.1%
MANIEMA		2	0.1%
MASI MANIMBA		1	0.1%
MASINA		6	0.3%
MASISI		2	0.1%
MATADI		3	0.2%
MATETE		2	0.1%
MATONGE		1	0.1%
MBANDAKA		5	0.3%
MBESEKE		1	0.1%
MBUJI MAYI		5	0.3%
MIKONGA		1	0.1%
MOANDA		1	0.1%
MWEKA		1	0.1%
Malemba		1	0.1%
Maman Mobutu		1	0.1%
Masina		3	0.2%
Matadi		4	0.2%
Matete		1	0.1%
Mbanza-Ngungu		2	0.1%
Mbuji Mayi		1	0.1%
Mbuji-Mayi		2	0.1%
Moanda		1	0.1%
Mont Ngafula		2	0.1%
Mont Ngalufa		1	0.1%
Mont-Ngafula		7	0.4%
Mont-ngafula		8	0.5%
Mpassa (Kin)		1	0.1%
Mweka		3	0.2%
N'sele		3	0.2%
NDJILI		8	0.5%
NGABA		2	0.1%
NGIRI NGIRI		1	0.1%
NIANGARA		2	0.1%

File : rdc_qb_assets

q511: Town/village of this asset

Value	Label	Cases	Percentage
NSELE		2	0.1%
NYIRANGONGC		2	0.1%
NZAZA		1	0.1%
Ndjili		2	0.1%
Ngaliema		6	0.3%
POPOKABAKA		2	0.1%
RUTSHURU		3	0.2%
Ruashi		1	0.1%
SELEMBAO		2	0.1%
Seke Mbanza		1	0.1%
Selembao		3	0.2%
TSHIKAPA		10	0.6%
Tshikapa		3	0.2%
Tshilenge		3	0.2%
Uvira		1	0.1%
YAKOMA		1	0.1%
kalamu		1	0.1%
plateau		3	0.2%
.		64	
.b		3	

Warning: these figures indicate the number of cases found in the data file. They cannot be interpreted as summary statistics of the population of interest.

q512: Region/province/district of this asset

Information	[Type= discrete] [Format=numeric] [Range= 101-1103] [Missing=*]
Statistics [NW/ W]	[Valid=1749 /-] [Invalid=1135 /-]
Universe	If q20tot not in 0 If q510 in 99312 (DR Congo)
Literal question	512. In which region / province / district?
Interviewer's instructions	see Codes of Regions

Value	Label	Cases	Percentage
14	GOMBE	1	0.1%
101	BANDALUNGWA	13	0.7%
102	BARUMBU	4	0.2%
103	BUMBU	6	0.3%
104	GOMBE	16	0.9%
105	KALAMU	8	0.5%
106	KASA-VUBU	5	0.3%
107	KIMBANSEKE	3	0.2%
108	KINSENSO	4	0.2%
109	KINSHASA	1262	72.2%
110	KINTAMBO	7	0.4%
111	LEMBA	18	1.0%
112	LIMETE	19	1.1%
113	LINGWALA	2	0.1%

File : rdc_qb_assets

q512: Region/province/district of this asset

Value	Label	Cases	Percentage
114	MALUKU	13	0.7%
115	MAKALA	1	0.1%
116	MASINA	17	1.0%
117	MATETE	11	0.6%
118	MONT-NGAFULA	46	2.6%
119	NDJILI	14	0.8%
120	NGABA	7	0.4%
121	NGALIEMA	28	1.6%
122	NGIRI-NGIRI	2	0.1%
123	N'SELE	29	1.7%
124	SELEMBAO	6	0.3%
201	VILLE DE MATADI	6	0.3%
202	VILLE DE BOMA	5	0.3%
203	MOANDA	2	0.1%
205	SEKE-BANZA	2	0.1%
208	MBANZA-NGUNGU	5	0.3%
209	SONGOLOLO	3	0.2%
210	KASANGULU	4	0.2%
211	KIMVULA	3	0.2%
301	VILLE DE BANDUNDU	9	0.5%
302	VILLE DE KIKWIT	5	0.3%
303	FESHI	2	0.1%
305	KASONGO-LUNDA	1	0.1%
306	KENGE	4	0.2%
307	POPOKABAKA	2	0.1%
308	BAGATA	2	0.1%
309	BULUNGU	3	0.2%
312	MASI-MANIMBA	3	0.2%
313	INONGO	1	0.1%
315	KUTU	2	0.1%
319	KWAMOUTH	1	0.1%
401	VILLE DE MBANDAKA	5	0.3%
402	VILLE DE GBADOLITE	1	0.1%
413	LISALA	1	0.1%
415	BUSINGA	2	0.1%
417	YAKOMA	1	0.1%
418	BUDJALA	1	0.1%
419	GEMENA	2	0.1%
421	LIBENGE	1	0.1%
423	BOENDE	2	0.1%
501	VILLE DE KISANGANI	4	0.2%
510	NIANGARA	2	0.1%
601	VILLE DE GOMA	20	1.1%

File : rdc_qb_assets

q512: Region/province/district of this asset

Value	Label	Cases	Percentage
602	VILLE DE BENI 1	1	0.1%
603	VILLE DE BUTEMBO	2	0.1%
605	LUBERO	1	0.1%
606	MASISI	2	0.1%
607	NYIRANCONGO	2	0.1%
608	RUTSHURU	3	0.2%
701	VILLE DE BUKAVU	6	0.3%
704	KABARE	4	0.2%
705	KALEHE	1	0.1%
708	UVIRA	1	0.1%
801	VILLE DE KINDU	1	0.1%
803	KASONGO	2	0.1%
804	KIBOMBO	2	0.1%
901	VILLE DE LUBUMBASHI	18	1.0%
903	VILLE DE KOLWEZI	1	0.1%
907	KASENGA	1	0.1%
913	KABONGO	1	0.1%
914	KAMINA	3	0.2%
916	MALEMBA-NKULU	1	0.1%
920	KABALO	1	0.1%
921	KALEMIE	1	0.1%
1001	VILLE DE MBUJI-MAYI	3	0.2%
1010	LODJA	7	0.4%
1011	LOMELA	2	0.1%
1013	LUSAMBO	1	0.1%
1018	TSHILENGE	6	0.3%
1101	VILLE DE KANANGA	6	0.3%
1102	VILLE DE TSHIKAPA 1	14	0.8%
1105	LUEBO	1	0.1%
1106	MWEKA	4	0.2%
1109	DIBAYA	1	0.1%
Sysmiss		1135	

Warning: these figures indicate the number of cases found in the data file. They cannot be interpreted as summary statistics of the population of interest.

q513: How did you obtain this asset

Information	[Type= discrete] [Format=numeric] [Range= 1-2147483624] [Missing=*]		
Statistics [NW/ W]	[Valid=1853 /-] [Invalid=1031 /-]		
Universe	If q20tot not in 0		
Literal question	513. And how did you obtain this asset:		
Post-question	If q513 in 1 => Go to next asset		
Value	Label	Cases	Percentage
1	Somebody gave it to you	462	24.9%
2	You bought it or built it	1308	70.6%

File : rdc_qb_assets

q513: How did you obtain this asset

Value	Label	Cases	Percentage
3	A bit of both	83	4.5%
Sysmiss		1031	

Warning: these figures indicate the number of cases found in the data file. They cannot be interpreted as summary statistics of the population of interest.

q514: You bought it/built it

Information	[Type= discrete] [Format=character] [Missing=*/.b/.]
Statistics [NW/ W]	[Valid=1398 /-] [Invalid=92 /-]
Universe	If q20tot not in 0 If q513 in 2, 3
Literal question	514. You bought it (or built it)... Multiple answers
Post-question	FILTER: If 514 = 6 or 7 among others => Go to 515 Otherwise => Go to the next asset
Interviewer's instructions	Read out

Value	Label	Cases	Percentage
03 08		1	0.1%
1		35	2.5%
1 2		1	0.1%
2		1059	75.8%
2 2		1	0.1%
2 3		16	1.1%
2 4		17	1.2%
2 4 8		1	0.1%
2 6		19	1.4%
2 6 7		1	0.1%
2 6 7 8		1	0.1%
2 7		64	4.6%
2 7 8		1	0.1%
2 8		16	1.1%
3		33	2.4%
3 2		3	0.2%
3 8		2	0.1%
4		19	1.4%
4 6		2	0.1%
5		4	0.3%
5 2		1	0.1%
6		5	0.4%
7		69	4.9%
8		23	1.6%
8 1		3	0.2%
8 1 2		1	0.1%
.		91	
.b		1	

Warning: these figures indicate the number of cases found in the data file. They cannot be interpreted as summary statistics of the population of interest.

File : rdc_qb_assets

q514_1: Bought it on a leasing/hire-purchase basis

Information	[Type= discrete] [Format=numeric] [Range= 0-1] [Missing=*]
Statistics [NW/ W]	[Valid=1399 /-] [Invalid=1485 /-]
Universe	If q20tot not in 0 If q513 in 2, 3
Literal question	514. You bought it (or built it)... On a leasing/hire-purchase basis

Value	Label	Cases	Percentage
0	No	1397	99.9%
1	Yes	2	0.1%
Sysmiss		1485	

Warning: these figures indicate the number of cases found in the data file. They cannot be interpreted as summary statistics of the population of interest.

q514_2: Bought it from your personal savings

Information	[Type= discrete] [Format=numeric] [Range= 0-1] [Missing=*]
Statistics [NW/ W]	[Valid=1399 /-] [Invalid=1485 /-]
Universe	If q20tot not in 0 If q513 in 2, 3
Literal question	514. You bought it (or built it)... From your personal savings

Value	Label	Cases	Percentage
0	No	197	14.1%
1	Yes	1202	85.9%
Sysmiss		1485	

Warning: these figures indicate the number of cases found in the data file. They cannot be interpreted as summary statistics of the population of interest.

q514_3: Bought it with a bank loan etc.

Information	[Type= discrete] [Format=numeric] [Range= 0-1] [Missing=*]
Statistics [NW/ W]	[Valid=1399 /-] [Invalid=1485 /-]
Universe	If q20tot not in 0 If q513 in 2, 3
Literal question	514. You bought it (or built it)... With a bank loan or a mutual insurance fund

Value	Label	Cases	Percentage
0	No	1344	96.1%
1	Yes	55	3.9%
Sysmiss		1485	

Warning: these figures indicate the number of cases found in the data file. They cannot be interpreted as summary statistics of the population of interest.

q514_4: Bought it with the money from a tontine

Information	[Type= discrete] [Format=numeric] [Range= 0-1] [Missing=*]
Statistics [NW/ W]	[Valid=1399 /-] [Invalid=1485 /-]
Universe	If q20tot not in 0 If q513 in 2, 3
Literal question	514. You bought it (or built it)... With the money from a tontine

File : rdc_qb_assets

q514_4: Bought it with the money from a tontine

Value	Label	Cases	Percentage
0	No	1360	97.2%
1	Yes	39	2.8%
Sysmiss		1485	

Warning: these figures indicate the number of cases found in the data file. They cannot be interpreted as summary statistics of the population of interest.

q514_5: Bought it with a government aid

Information	[Type= discrete] [Format=numeric] [Range= 0-1] [Missing=*]
Statistics [NW/ W]	[Valid=1399 /-] [Invalid=1485 /-]
Universe	If q20tot not in 0 If q513 in 2, 3
Literal question	514. You bought it (or built it)... With a government aid

Value	Label	Cases	Percentage
0	No	1394	99.6%
1	Yes	5	0.4%
Sysmiss		1485	

Warning: these figures indicate the number of cases found in the data file. They cannot be interpreted as summary statistics of the population of interest.

# q514_6: Bought it with a loan from a family member/friend			
Information	[Type= discrete] [Format=numeric] [Range= 0-1] [Missing=*]		
Statistics [NW/ W]	[Valid=1399 /-] [Invalid=1485 /-]		
Universe	If q20tot not in 0 If q513 in 2, 3		
Literal question	514. You bought it (or built it)... With a loan from a family member or a friend		
Value	Label	Cases	Percentage
0	No	1371	98.0%
1	Yes	28	2.0%
Sysmiss		1485	
<i>Warning: these figures indicate the number of cases found in the data file. They cannot be interpreted as summary statistics of the population of interest.</i>			
# q514_7: Bought it with a gift/inheritance			
Information	[Type= discrete] [Format=numeric] [Range= 0-1] [Missing=*]		
Statistics [NW/ W]	[Valid=1399 /-] [Invalid=1485 /-]		
Universe	If q20tot not in 0 If q513 in 2, 3		
Literal question	514. You bought it (or built it)... With a gift or the money from an inheritance		
Value	Label	Cases	Percentage
0	No	1263	90.3%
1	Yes	136	9.7%
Sysmiss		1485	
<i>Warning: these figures indicate the number of cases found in the data file. They cannot be interpreted as summary statistics of the population of interest.</i>			
# q514_8: Bought it differently			
Information	[Type= discrete] [Format=numeric] [Range= 0-1] [Missing=*]		
Statistics [NW/ W]	[Valid=1399 /-] [Invalid=1485 /-]		
Universe	If q20tot not in 0 If q513 in 2, 3		
Literal question	514. You bought it (or built it)... Differently		
Value	Label	Cases	Percentage
0	No	1350	96.5%
1	Yes	49	3.5%
Sysmiss		1485	
<i>Warning: these figures indicate the number of cases found in the data file. They cannot be interpreted as summary statistics of the population of interest.</i>			
# q514_NR: Bought it no answer			
Information	[Type= discrete] [Format=numeric] [Range= 0-1] [Missing=*]		
Statistics [NW/ W]	[Valid=1399 /-] [Invalid=1485 /-]		
Universe	If q20tot not in 0 If q513 in 2, 3		
Literal question	514. You bought it (or built it)... No answer		
Value	Label	Cases	Percentage
0	No	1398	99.9%
1	Yes	1	0.1%

# q514_NR: Bought it no answer			
Value	Label	Cases	Percentage
Sysmiss		1485	
<i>Warning: these figures indicate the number of cases found in the data file. They cannot be interpreted as summary statistics of the population of interest.</i>			
# q514_a: Specify "bought it differently"			
Information	[Type= discrete] [Format=character] [Missing=*]		
Statistics [NW/ W]	[Valid=140 /-]		
Universe	If q20tot not in 0 If q513 in 2, 3 If q514_8 in 1		
Literal question	514. You bought it (or built it)... Differently => Specify		
Value	Label	Cases	Percentage
.		91	65.0%
1 opportunité vente diamants amis		1	0.7%
ACHETE PAR MES ENFANTS		1	0.7%
APPORT FINANCIERE		1	0.7%
ARGENT DE MON MARI EN ANGOLA		1	0.7%
ARGENT DU MARI DE EGO QUAND IL EST REVENU DE LANGOLA		1	0.7%
AVEC LA CONTRIBUTION DU CONJOINT		1	0.7%
AVEC LE DECOMPTE FINAL		1	0.7%
Arrangement entre ami. L'ami n'arrivait plus à payer sa dette, en arrangement il a donné un terrain		1	0.7%
C EST SON METIER		1	0.7%
CONTRIBUTION DE L EPOUSE		1	0.7%
CONTRIBUTION DU MARI		1	0.7%
CONTRIBUTION FRERE		1	0.7%
COTISATIONS DES MEMBRES DE LA FAMILLE		1	0.7%
CULTURE ET VENTE		1	0.7%

q514_a: Specify "bought it differently"

Value	Label	Cases	Percentage
DECOMPTE FINAL		1	0.7%
DECOMPTE FINALE		1	0.7%
ELLE EST PARTIE CHERCHER LES TISANES POUR LA FABRICATION DES MEDICAMENTS		1	0.7%
ET UN PEU LA CONTRIBUTION DE MON MARI		1	0.7%
Epargne commune avec conjoint		2	1.4%
Epargne mari		4	2.9%
Epargne personnelle, conjoint		2	1.4%
Epargnes du mari		1	0.7%
IL FABRIQUE LES CHARBONS DE BOIS QU IL REVEND		1	0.7%
JE LOUAIS UNE PORTION DE TERRE OU JE CREUSAIS ET VENDAIS		1	0.7%
JE PECHAIS AUSSI MOI-MĂSME		1	0.7%
LARGENT DE MA FILLE		1	0.7%
LOCATAIRE		1	0.7%
METIER DE EGO		1	0.7%
PARTICIPATION DU CONJOINT		1	0.7%
PAYEMENT DES ARRIERES DES SALAIRES		1	0.7%
Propriete aussi de son mari		1	0.7%
REVENUS DE MON MARI		1	0.7%
achat avec un ami		1	0.7%
attendait le credit dans le tempsmais		1	0.7%

q514_a: Specify "bought it differently"

Value	Label	Cases	Percentage
	puisque les personnes ne payaient pas, donc pas plus de credit, ils se debrouillent dans leur epargne personnelle		
	avec l'argent de la vente de Matete	1	0.7%
	avec l'argent de la vente de Mtete	1	0.7%
	epargne avec le conjoint	1	0.7%
	firme pharmaceutique qu'envoie au Congo et il y a eu l'aide de cette firma	1	0.7%
	fond de logement	1	0.7%
	prime de fin d'annee de la societe + gratification (2 ans) + frais de voyage apres 2 ans	1	0.7%
	prime de fin d'annee de la societe +gratification (2 ans)+frais de voyage apres 2 ans	2	1.4%
	Ã¸pargne du conjoint	1	0.7%
	Ã¸pargne mari	1	0.7%

Warning: these figures indicate the number of cases found in the data file. They cannot be interpreted as summary statistics of the population of interest.

q515: The persons who have lent/given you money to pay for this asset

Information	[Type= discrete] [Format=character] [Missing=*/b/.]
Statistics [NW/ W]	[Valid=156 /-] [Invalid=30 /-]
Definition	Family members: answers 1 to 8 Other persons: answers 9 and 10
Universe	If q20tot not in 0 If q513 in 2, 3 If q514 in 6 or 7 among others
Literal question	515. The persons who have lent or given you money to pay for this asset, are they... Multiple answers
Post-question	FILTER: If Ego has one or more members of his personal network outside DR Congo => 516 Otherwise => Go to the next asset

Value	Label	Cases	Percentage
01		26	16.7%

# q515: The persons who have lent/given you money to pay for this asset			
Value	Label	Cases	Percentage
01 02		10	6.4%
01 08		1	0.6%
01 09		1	0.6%
02		3	1.9%
02 08		1	0.6%
03		58	37.2%
04		13	8.3%
04 05		1	0.6%
04 07 08		1	0.6%
04 09		1	0.6%
05		4	2.6%
05 04		2	1.3%
05 08		1	0.6%
06		3	1.9%
06 07		1	0.6%
07		2	1.3%
08		13	8.3%
09		9	5.8%
09 10		2	1.3%
10		3	1.9%
.		24	
.b		6	

Warning: these figures indicate the number of cases found in the data file. They cannot be interpreted as summary statistics of the population of interest.

q515_1: Money from father

Information	[Type= discrete] [Format=numeric] [Range= 0-1] [Missing=*]
Statistics [NW/ W]	[Valid=162 /-] [Invalid=2722 /-]
Universe	If q20tot not in 0 If q513 in 2, 3 If q514 in 6 or 7 among others
Literal question	515. The persons who have lent or given you money to pay for this asset, are they... Your father

Value	Label	Cases	Percentage
0	No	147	90.7%
1	Yes	15	9.3%
Systemmiss		2722	

Warning: these figures indicate the number of cases found in the data file. They cannot be interpreted as summary statistics of the population of interest.

q515_2: Money from mother












Information	[Type= discrete] [Format=numeric] [Range= 0-1] [Missing=*]
Statistics [NW/ W]	[Valid=162 /-] [Invalid=2722 /-]
Universe	If q20tot not in 0 If q513 in 2, 3 If q514 in 6 or 7 among others
Literal question	515. The persons who have lent or given you money to pay for this asset, are they... Your mother

# q515_2: Money from mother			
Value	Label	Cases	Percentage
0	No	148	91.4%
1	Yes	14	8.6%
Sysmiss		2722	
<i>Warning: these figures indicate the number of cases found in the data file. They cannot be interpreted as summary statistics of the population of interest.</i>			
# q515_3: Money from partner(s)			
Information	[Type= discrete] [Format=numeric] [Range= 0-1] [Missing=*]		
Statistics [NW/ W]	[Valid=162 /-] [Invalid=2722 /-]		
Universe	If q20tot not in 0 If q513 in 2, 3 If q514 in 6 or 7 among others		
Literal question	515. The persons who have lent or given you money to pay for this asset, are they... Your partner(s)		
Value	Label	Cases	Percentage
0	No	104	64.2%
1	Yes	58	35.8%
Sysmiss		2722	
<i>Warning: these figures indicate the number of cases found in the data file. They cannot be interpreted as summary statistics of the population of interest.</i>			
# q515_4: Money from brother(s)			
Information	[Type= discrete] [Format=numeric] [Range= 0-1] [Missing=*]		
Statistics [NW/ W]	[Valid=162 /-] [Invalid=2722 /-]		
Universe	If q20tot not in 0 If q513 in 2, 3 If q514 in 6 or 7 among others		
Literal question	515. The persons who have lent or given you money to pay for this asset, are they... One or several brothers		
Value	Label	Cases	Percentage
0	No	144	88.9%
1	Yes	18	11.1%
Sysmiss		2722	
<i>Warning: these figures indicate the number of cases found in the data file. They cannot be interpreted as summary statistics of the population of interest.</i>			
# q515_5: Money from sister(s)			
Information	[Type= discrete] [Format=numeric] [Range= 0-1] [Missing=*]		
Statistics [NW/ W]	[Valid=162 /-] [Invalid=2722 /-]		
Universe	If q20tot not in 0 If q513 in 2, 3 If q514 in 6 or 7 among others		
Literal question	515. The persons who have lent or given you money to pay for this asset, are they... One or several sisters		
Value	Label	Cases	Percentage
0	No	154	95.1%
1	Yes	8	4.9%
Sysmiss		2722	
<i>Warning: these figures indicate the number of cases found in the data file. They cannot be interpreted as summary statistics of the population of interest.</i>			
# q515_6: Money from son(s)			
Information	[Type= discrete] [Format=numeric] [Range= 0-1] [Missing=*]		

# q515_6: Money from son(s)			
Statistics [NW/ W]	[Valid=162 /-] [Invalid=2722 /-]		
Universe	If q20tot not in 0 If q513 in 2, 3 If q514 in 6 or 7 among others		
Literal question	515. The persons who have lent or given you money to pay for this asset, are they... One or several of your sons		
Value	Label	Cases	Percentage
0	No	158	97.5%
1	Yes	4	2.5%
Sysmiss		2722	
<i>Warning: these figures indicate the number of cases found in the data file. They cannot be interpreted as summary statistics of the population of interest.</i>			
# q515_7: Money from daughter(s)			
Information	[Type= discrete] [Format=numeric] [Range= 0-1] [Missing=*]		
Statistics [NW/ W]	[Valid=162 /-] [Invalid=2722 /-]		
Universe	If q20tot not in 0 If q513 in 2, 3 If q514 in 6 or 7 among others		
Literal question	515. The persons who have lent or given you money to pay for this asset, are they... One or several of your daughters		
Value	Label	Cases	Percentage
0	No	158	97.5%
1	Yes	4	2.5%
Sysmiss		2722	
<i>Warning: these figures indicate the number of cases found in the data file. They cannot be interpreted as summary statistics of the population of interest.</i>			
# q515_8: Money from another parent(s)			
Information	[Type= discrete] [Format=numeric] [Range= 0-1] [Missing=*]		
Statistics [NW/ W]	[Valid=162 /-] [Invalid=2722 /-]		
Universe	If q20tot not in 0 If q513 in 2, 3 If q514 in 6 or 7 among others		
Literal question	515. The persons who have lent or given you money to pay for this asset, are they... Another relative		
Value	Label	Cases	Percentage
0	No	145	89.5%
1	Yes	17	10.5%
Sysmiss		2722	
<i>Warning: these figures indicate the number of cases found in the data file. They cannot be interpreted as summary statistics of the population of interest.</i>			
# q515_9: Money from friend(s)			
Information	[Type= discrete] [Format=numeric] [Range= 0-1] [Missing=*]		
Statistics [NW/ W]	[Valid=162 /-] [Invalid=2722 /-]		
Universe	If q20tot not in 0 If q513 in 2, 3 If q514 in 6 or 7 among others		
Literal question	515. The persons who have lent or given you money to pay for this asset, are they... One or several friends		

# q515_9: Money from friend(s)			
Value	Label	Cases	Percentage
0	No	149	92.0%
1	Yes	13	8.0%
Sysmiss		2722	
<i>Warning: these figures indicate the number of cases found in the data file. They cannot be interpreted as summary statistics of the population of interest.</i>			
# q515_10: Money from other			
Information	[Type= discrete] [Format=numeric] [Range= 0-1] [Missing=*]		
Statistics [NW/ W]	[Valid=162 /-] [Invalid=2722 /-]		
Universe	If q20tot not in 0 If q513 in 2, 3 If q514 in 6 or 7 among others		
Literal question	515. The persons who have lent or given you money to pay for this asset, are they... Somebody else		
Value	Label	Cases	Percentage
0	No	157	96.9%
1	Yes	5	3.1%
Sysmiss		2722	
<i>Warning: these figures indicate the number of cases found in the data file. They cannot be interpreted as summary statistics of the population of interest.</i>			
# q515_NR: Money from no answer			
Information	[Type= discrete] [Format=numeric] [Range= 0-1] [Missing=*]		
Statistics [NW/ W]	[Valid=162 /-] [Invalid=2722 /-]		
Universe	If q20tot not in 0 If q513 in 2, 3 If q514 in 6 or 7 among others		
Literal question	515. The persons who have lent or given you money to pay for this asset, are they... No answer		
Value	Label	Cases	Percentage
0	No	156	96.3%
1	Yes	6	3.7%
Sysmiss		2722	
<i>Warning: these figures indicate the number of cases found in the data file. They cannot be interpreted as summary statistics of the population of interest.</i>			
# q515_a: Money: specify another relative			
Information	[Type= discrete] [Format=character] [Missing=*.b/.]		
Statistics [NW/ W]	[Valid=4 /-] [Invalid=104 /-]		
Universe	If q20tot not in 0 If q513 in 2, 3 If q514 in 6 or 7 among others If q515_8 in 1		
Literal question	515. The persons who have lent or given you money to pay for this asset, are they... Another relative => Specify		
Value	Label	Cases	Percentage
Oncle		1	25.0%
SON ONCLE		1	25.0%
Tante en France		1	25.0%
cousins		1	25.0%
.		91	

# q515_a: Money: specify another relative			
Value	Label	Cases	Percentage
.b		13	
<i>Warning: these figures indicate the number of cases found in the data file. They cannot be interpreted as summary statistics of the population of interest.</i>			
# q515_b: Money: specify somebody else			
Information	[Type= discrete] [Format=character] [Missing=*/b/.]		
Statistics [NW/ W]	[Valid=5 /-] [Invalid=92 /-]		
Universe	If q20tot not in 0 If q513 in 2, 3 If q514 in 6 or 7 among others If q515_10 in 1		
Literal question	515. The persons who have lent or given you money to pay for this asset, are they... Somebody else => Specify		
Value	Label	Cases	Percentage
BEAU FRERE		1	20.0%
gens de bonne volonte pour aider suite a l'erupcion volcanique de 2002		1	20.0%
paroissiens pour aider suite a l'erupcion volcanique de 2002		1	20.0%
paroissiens pour aider suite au volcan 2002		1	20.0%
pretre		1	20.0%
.		91	
.b		1	
<i>Warning: these figures indicate the number of cases found in the data file. They cannot be interpreted as summary statistics of the population of interest.</i>			
# q516: Are these persons of your family or personal network who live/lived abroad			
Information	[Type= discrete] [Format=numeric] [Range= 1-2] [Missing=*]		
Statistics [NW/ W]	[Valid=128 /-] [Invalid=2756 /-]		
Universe	If q20tot not in 0 If q513 in 2, 3 If q514 in 6 or 7 among others If Ego has one or more members of his personal network outside DR Congo		
Literal question	516. Are these persons of your family or personal network who live or who lived outside DR Congo and about whom we talked before?		
Post-question	NEXT ASSETS => Additional sheets Otherwise, Go to TRANSFERS => Next page		
Value	Label	Cases	Percentage
0	No	86	67.2%
1	Yes	42	32.8%
Sysmiss		2756	
<i>Warning: these figures indicate the number of cases found in the data file. They cannot be interpreted as summary statistics of the population of interest.</i>			
# q516_a: Migrant code 1			
Information	[Type= discrete] [Format=numeric] [Range= 1-16] [Missing=*]		

# q516_a: Migrant code 1			
Statistics [NW/ W]	[Valid=42 /-] [Invalid=2842 /-]		
Universe	If q20tot not in 0 If q513 in 2, 3 If q514 in 6 or 7 among others If Ego has one or more members of his personal network outside DR Congo If q516 in 1		
Literal question	516. Are these persons of your family or personal network who live or who lived outside DR Congo and about whom we talked before? Migrand code 1		
Post-question	NEXT ASSETS => Additional sheets Otherwise, Go to TRANSFERS => Next page		
Interviewer's instructions	If yes, write down the Migrant Code given in AGEVEN Column 4		
Value	Label	Cases	Percentage
1		16	 38.1%
2		6	 14.3%
3		1	 2.4%
4		3	 7.1%
5		3	 7.1%
6		1	 2.4%
7		3	 7.1%
8		8	 19.0%
10		1	 2.4%
Sysmiss		2842	
<i>Warning: these figures indicate the number of cases found in the data file. They cannot be interpreted as summary statistics of the population of interest.</i>			
# q516_b: Migrant code 2			
Information	[Type= discrete] [Format=numeric] [Range= 2-3] [Missing=*]		
Statistics [NW/ W]	[Valid=2 /-] [Invalid=2882 /-]		
Universe	If q20tot not in 0 If q513 in 2, 3 If q514 in 6 or 7 among others If Ego has one or more members of his personal network outside DR Congo If q516 in 1		
Literal question	516. Are these persons of your family or personal network who live or who lived outside DR Congo and about whom we talked before? Migrant code 2		
Post-question	NEXT ASSETS => Additional sheets Otherwise, Go to TRANSFERS => Next page		
Interviewer's instructions	If yes, write down the Migrant Code given in AGEVEN Column 4		
Value	Label	Cases	Percentage
2		1	 50.0%
3		1	 50.0%
Sysmiss		2882	
<i>Warning: these figures indicate the number of cases found in the data file. They cannot be interpreted as summary statistics of the population of interest.</i>			
# flag_age: Less than 25 years and more than 75 years			
Information	[Type= discrete] [Format=numeric] [Range= 0-1] [Missing=*]		
Statistics [NW/ W]	[Valid=2884 /-] [Invalid=0 /-]		
Definition	The migrant is younger than 25 or older than 75 at the time of the survey.		
Notes	These individuals have ages very close to the thresholds 25-75.		

# flag_age: Less than 25 years and more than 75 years			
Value	Label	Cases	Percentage
0	No	2884	100.0%
1	Yes	0	
<i>Warning: these figures indicate the number of cases found in the data file. They cannot be interpreted as summary statistics of the population of interest.</i>			
# flag_arrival: First migration in Europe before 18			
Information	[Type= discrete] [Format=numeric] [Range= 0-1] [Missing=*]		
Statistics [NW/ W]	[Valid=1204 /-] [Invalid=1680 /-]		
Definition	The migrant (current or returnee) arrived in Europe the 1st time before 18.		
Value	Label	Cases	Percentage
0	No	1187	98.6%
1	Yes	17	1.4%
Systemiss		1680	
<i>Warning: these figures indicate the number of cases found in the data file. They cannot be interpreted as summary statistics of the population of interest.</i>			
# weight_eur: Weighting normalized on the 3 european countries			
Information	[Type= continuous] [Format=numeric] [Range= 0.123741947114468-2.92577934265137] [Missing=*]		
Statistics [NW/ W]	[Valid=685 /-] [Invalid=2199 /-]		
Definition	Use when working on the European countries pooled together (for example, the Senegalese population sampled in France, Italy and Spain). It should not be used if the analyses include individuals surveyed in Africa.		
# weight_all: Weighting normalized on the 4 countries			
Information	[Type= continuous] [Format=numeric] [Range= 0.043433666229248-7.21617412567139] [Missing=*]		
Statistics [NW/ W]	[Valid=2884 /-] [Invalid=0 /-]		
Definition	Use when working on all countries of the MAFE survey (for example, Senegalese population from Senegalese, French, Italian and Spanish samples).		
# weight_ctry: Weighting normalized by country			
Information	[Type= continuous] [Format=numeric] [Range= 0.054081816226244-5.26600313186646] [Missing=*]		
Statistics [NW/ W]	[Valid=2884 /-] [Invalid=0 /-]		
Definition	Use when working on a single country (for example, the Senegalese population sampled only in Senegal, or in any single European country).		

File : rdc_qb_mig_attempts

ident: Biographic individual identifier

Information	[Type= discrete] [Format=character] [Missing=*]
Statistics [NW/ W]	[Valid=2107 /-] [Invalid=0 /-]
Definition	Individual identifiant = 1st letter of country + n° of questionnaire compost

id_country: Country of the survey

Information	[Type= discrete] [Format=character] [Missing=*]
Statistics [NW/ W]	[Valid=2107 /-] [Invalid=0 /-]
Definition	Country where the data was collected: - B = Belgium - C = DR Congo - U = United Kingdom

Value	Label	Cases	Percentage
B		288	13.7%
C		1666	79.1%
U		153	7.3%

Warning: these figures indicate the number of cases found in the data file. They cannot be interpreted as summary statistics of the population of interest.

n_menage: ID of the HH

Information	[Type= continuous] [Format=numeric] [Range= 3-2011] [Missing=*]
Statistics [NW/ W]	[Valid=1666 /-] [Invalid=441 /-]
Definition	Household ID Only available for Africa

n_indiv: ID of the individual in the HH

Information	[Type= continuous] [Format=numeric] [Range= 0-100] [Missing=*]
Statistics [NW/ W]	[Valid=1666 /-] [Invalid=441 /-]
Definition	ID of each individual within her/his household Only available for Africa

num_dr: DR number

Information	[Type= continuous] [Format=numeric] [Range= 1-58] [Missing=*]
Statistics [NW/ W]	[Valid=1666 /-] [Invalid=441 /-]
Definition	Survey area ID Only available for Africa

strata_area: Strata - DR level

Information	[Type= discrete] [Format=numeric] [Range= 1-10] [Missing=*]
Statistics [NW/ W]	[Valid=1642 /-] [Invalid=465 /-]
Definition	Migration prevalence in each survey area, as reported by knowledgeable persons Only available for Africa

Value	Label	Cases	Percentage
1	High level of migration	990	60.3%
2	Medium level of migration	299	18.2%
3	Low level of migration	353	21.5%
Sysmiss		465	

Warning: these figures indicate the number of cases found in the data file. They cannot be interpreted as summary statistics of the population of interest.

File : rdc_qb_mig_attempts

strata_hh: Strata - household level

Information	[Type= discrete] [Format=numeric] [Range= 0-2] [Missing=*]
Statistics [NW/ W]	[Valid=1642 /-] [Invalid=465 /-]
Definition	Stratification by household migrant status according to the screening survey Only available for Africa

Value	Label	Cases	Percentage
0	HH with no migrant	798	48.6%
1	HH with returnee(s)	500	30.5%
2	HH with current migrant(s)	344	21.0%
Sysmiss		465	

Warning: these figures indicate the number of cases found in the data file. They cannot be interpreted as summary statistics of the population of interest.

strata_ind: Strata - individual level

Information	[Type= discrete] [Format=numeric] [Range= 1-3] [Missing=*]
Statistics [NW/ W]	[Valid=1642 /-] [Invalid=465 /-]
Definition	3 strata according to the individuals' migratory status Only available for Africa

Value	Label	Cases	Percentage
1	Return migrant	309	18.8%
2	Partner of a migrant	75	4.6%
3	Other non migrant	1258	76.6%
Sysmiss		465	

Warning: these figures indicate the number of cases found in the data file. They cannot be interpreted as summary statistics of the population of interest.

num_tent: Migration attempt number

Information	[Type= discrete] [Format=numeric] [Range= 1-7] [Missing=*]
Statistics [NW/ W]	[Valid=233 /-] [Invalid=1874 /-]
Universe	If q22 in 1

Value	Label	Cases	Percentage
1		192	82.4%
2		32	13.7%
3		8	3.4%
4		1	0.4%
Sysmiss		1874	

Warning: these figures indicate the number of cases found in the data file. They cannot be interpreted as summary statistics of the population of interest.

q1: Sex

Information	[Type= discrete] [Format=numeric] [Range= 1-9999] [Missing=*]
Statistics [NW/ W]	[Valid=2107 /-] [Invalid=0 /-]
Literal question	Q1. The respondent is:
Post-question	To begin with, I would like to note the major events and periods of your life on this grid. We will begin at the time of your birth. Later we will look at these periods of life in some more detail.

Value	Label	Cases	Percentage
1	Man	939	44.6%
2	Woman	1168	55.4%

Warning: these figures indicate the number of cases found in the data file. They cannot be interpreted as summary statistics of the population of interest.

File : rdc_qb_mig_attempts

q1a: Year of birth

Information	[Type= discrete] [Format=numeric] [Range= 1932-9999] [Missing=*]
Statistics [NW/ W]	[Valid=2107 /-] [Invalid=0 /-]
Literal question	Q1A. To start with, and to help us to set a time scale, could you tell me in which year you were born (or your age as at last birthday)? Year of birth
Interviewer's instructions	AGEVEN: Locate year of birth in the grid, note 0 in the columns titled "age", and fill in these columns by retracing the age till the current age of the respondent.

Value	Label	Cases	Percentage
1934		2	0.1%
1935		6	0.3%
1936		2	0.1%
1937		11	0.5%
1938		4	0.2%
1939		13	0.6%
1940		8	0.4%
1941		6	0.3%
1942		14	0.7%
1943		6	0.3%
1944		12	0.6%
1945		14	0.7%
1946		16	0.8%
1947		15	0.7%
1948		22	1.0%
1949		18	0.9%
1950		23	1.1%
1951		16	0.8%
1952		29	1.4%
1953		32	1.5%
1954		23	1.1%
1955		36	1.7%
1956		41	1.9%
1957		30	1.4%
1958		52	2.5%
1959		39	1.9%
1960		59	2.8%
1961		30	1.4%
1962		48	2.3%
1963		54	2.6%
1964		50	2.4%
1965		48	2.3%
1966		56	2.7%
1967		54	2.6%
1968		78	3.7%
1969		74	3.5%
1970		67	3.2%

File : rdc_qb_mig_attempts

q1a: Year of birth

Value	Label	Cases	Percentage
1971		61	2.9%
1972		63	3.0%
1973		72	3.4%
1974		99	4.7%
1975		58	2.8%
1976		53	2.5%
1977		62	2.9%
1978		70	3.3%
1979		84	4.0%
1980		68	3.2%
1981		56	2.7%
1982		87	4.1%
1983		65	3.1%
1984		101	4.8%

Warning: these figures indicate the number of cases found in the data file. They cannot be interpreted as summary statistics of the population of interest.

age_survey: Age at survey

Information	[Type= continuous] [Format=numeric] [Range= 25-77] [Missing=*]
Statistics [NW/ W]	[Valid=2102 /-] [Invalid=0 /-] [Mean=41.013 /-] [StdDev=11.558 /-]
Literal question	Q1A. To start with, and to help us to set a time scale, could you tell me in which year you were born (or your age as at last birthday)? Age
Interviewer's instructions	AGEVEN: Locate year of birth in the grid, note 0 in the columns titled "age", and fill in these columns by retracing the age till the current age of the respondent.

q18: Which is the last school year you attended

Information	[Type= discrete] [Format=numeric] [Range= 0-2147483624] [Missing=*]
Statistics [NW/ W]	[Valid=2102 /-] [Invalid=5 /-]
Literal question	Q18. Let's talk about your studies: Which is the last school year you attended?
Post-question	If q18 in 0, 1, 2, 3, 4, 5, 6, 7, 8, 9 => Go to next page
Interviewer's instructions	- If EGO has no formal education: Encircle the code 00 below - If EGO has some formal education: Encircle the corresponding code

Value	Label	Cases	Percentage
0	None	41	2.0%
3	Primary school	2	0.1%
4	Primary school	9	0.4%
5	Primary school	20	1.0%
6	Primary school	22	1.0%
7	Primary school	28	1.3%
8	Primary school	44	2.1%
9	Primary school	103	4.9%
10	Orientation cycle	57	2.7%
11	Orientation cycle	111	5.3%
12	Classics	131	6.2%
13	Classics	194	9.2%

File : rdc_qb_mig_attempts

q18: Which is the last school year you attended

Value	Label	Cases	Percentage
14	Classics	166	7.9%
15	Classics	475	22.6%
16	Superior-Graduat	62	2.9%
17	Superior-Graduat	76	3.6%
18	Superior-Graduat	294	14.0%
19	Superior-Licence	19	0.9%
20	Superior-Licence	187	8.9%
21	DES-DEA	14	0.7%
22	DES-DEA	23	1.1%
23	PhD	1	0.0%
24	PhD	7	0.3%
25	PhD	3	0.1%
26	PhD	1	0.0%
27	PhD	12	0.6%
Sysmiss		5	

Warning: these figures indicate the number of cases found in the data file. They cannot be interpreted as summary statistics of the population of interest.

q801d: Start year of the plans to migrate

Information	[Type= discrete] [Format=numeric] [Range= 1970-2147483624] [Missing=*]
Statistics [NW/ W]	[Valid=233 /-] [Invalid=1874 /-]
Universe	If q22 in 1
Literal question	801D - 801F. Start and end years of the plans to migrate. Star year
Interviewer's instructions	See AGEVEN If plans are ongoing : cross out the end year

Value	Label	Cases	Percentage
1970		1	0.4%
1972		1	0.4%
1976		4	1.7%
1978		1	0.4%
1979		1	0.4%
1980		4	1.7%
1981		1	0.4%
1983		1	0.4%
1984		2	0.9%
1985		1	0.4%
1986		2	0.9%
1987		3	1.3%
1988		1	0.4%
1989		3	1.3%
1991		6	2.6%
1992		3	1.3%
1993		8	3.4%
1994		9	3.9%

File : rdc_qb_mig_attempts

q801d: Start year of the plans to migrate

Value	Label	Cases	Percentage
1995		13	5.6%
1996		7	3.0%
1997		13	5.6%
1998		3	1.3%
1999		13	5.6%
2000		9	3.9%
2001		18	7.7%
2002		15	6.4%
2003		7	3.0%
2004		14	6.0%
2005		17	7.3%
2006		17	7.3%
2007		8	3.4%
2008		16	6.9%
2009		11	4.7%
Sysmiss		1874	

Warning: these figures indicate the number of cases found in the data file. They cannot be interpreted as summary statistics of the population of interest.

q801f: End year of the plans to migrate

Information	[Type= discrete] [Format=numeric] [Range= 1974-2147483624] [Missing=*]
Statistics [NW/ W]	[Valid=192 /-] [Invalid=1915 /-]
Universe	If q22 in 1
Literal question	801D - 801F. Start and end years of the plans to migrate. End year
Interviewer's instructions	See AGEVEN If plans are ongoing : cross out the end year

Value	Label	Cases	Percentage
1972		2	1.0%
1976		4	2.1%
1980		2	1.0%
1981		2	1.0%
1982		1	0.5%
1984		3	1.6%
1986		1	0.5%
1987		4	2.1%
1989		1	0.5%
1990		2	1.0%
1991		1	0.5%
1992		3	1.6%
1993		6	3.1%
1994		6	3.1%
1995		9	4.7%
1996		6	3.1%
1997		8	4.2%

File : rdc_qb_mig_attempts

q801f: End year of the plans to migrate

Value	Label	Cases	Percentage
1998		6	3.1%
1999		8	4.2%
2000		12	6.2%
2001		11	5.7%
2002		12	6.2%
2003		14	7.3%
2004		16	8.3%
2005		11	5.7%
2006		15	7.8%
2007		9	4.7%
2008		11	5.7%
2009		6	3.1%
Sysmiss		1915	

Warning: these figures indicate the number of cases found in the data file. They cannot be interpreted as summary statistics of the population of interest.

q802: Country aimed for

Information	[Type= discrete] [Format=numeric] [Range= 96000-2147483624] [Missing=*]
Statistics [NW/ W]	[Valid=233 /-] [Invalid=1874 /-]
Universe	If q22 in 1
Literal question	802. COUNTRY AIMED FOR: Note the name of the country to which Ego wanted to go.
Interviewer's instructions	See AGEVEN

Value	Label	Cases	Percentage
96000	FRANCE	43	18.5%
99104	SWEDEN	1	0.4%
99105	FINLAND	1	0.4%
99109	GERMANY	3	1.3%
99122	POLAND	3	1.3%
99126	GREECE	3	1.3%
99127	ITALY	5	2.1%
99131	BELGIUM	17	7.3%
99132	UNITED KINGDOM	19	8.2%
99134	SPAIN	2	0.9%
99135	NETHERLANDS	1	0.4%
99136	IRELAND or EIRE	1	0.4%
99139	PORTUGAL	2	0.9%
99140	SWITZERLAND	7	3.0%
99301	EGYPT	2	0.9%
99303	SOUTH AFRICA	17	7.3%
99311	NAMIBIA	1	0.4%
99324	CONGO	4	1.7%
99328	GABON	2	0.9%
99330	GUINEA	1	0.4%
99331	BURKINA FASO	1	0.4%

File : rdc_qb_mig_attempts

q802: Country aimed for

Value	Label	Cases	Percentage
99332	KENYA	1	0.4%
99338	NIGERIA	3	1.3%
99350	MOROCCO	1	0.4%
99351	TUNISIA	2	0.9%
99395	ANGOLA	16	6.9%
99401	CANADA	41	17.6%
99404	UNITED STATES	31	13.3%
99417	CHILE	1	0.4%
99501	AUSTRALIA	1	0.4%
Sysmiss		1874	

Warning: these figures indicate the number of cases found in the data file. They cannot be interpreted as summary statistics of the population of interest.

q803: For what reasons did you want to leave the country

Information	[Type= discrete] [Format=character] [Missing=*]
Statistics [NW/ W]	[Valid=233 /-]
Universe	If q22 in 1
Literal question	803. For what reasons did you want to leave the country where you were living at this time?
Interviewer's instructions	Note precisely and verbatim the entire response

Value	Label	Cases	Percentage
.a		1	0.4%
.b		1	0.4%
A CAUSE DE LA CONJONCTURE DE LA RDC		1	0.4%
A CAUSE DE LA CONJONCTURE DU PAYS		1	0.4%
A LA RECHERCHE D ARGENT POUR ACHETER LA PARCELLE		1	0.4%
A LA RECHERCHE D UNE BONNE VIE EN FRANCE SUITE A LA PAUVRETE ET MANQUE D EMPLOI DANS SON PAYS		1	0.4%
A LA RECHERCHE D UNE MEILLEURE VIE		2	0.9%

File : rdc_qb_mig_attempts

q803: For what reasons did you want to leave the country

Value	Label	Cases	Percentage
A LA RECHERCHE DE LA VIE		4	1.7%
A LA RECHERCHE DE MIEUX ETRE		2	0.9%
A LA RECHERCHE DES BONNES OPPORTUNITES		1	0.4%
A LA RECHERCHE DU BIEN ETRE		1	0.4%
AFFAIRES		1	0.4%
ALLER CHERCHER DU MIEL		1	0.4%
ALLER ETUDIER		1	0.4%
ALLER EVOLUER EN DEHORES DU CONGO		1	0.4%
ALLER VIVRE DANS UN PAYS D AMERIQUEDU NORD		1	0.4%
Apprecier le pays pour le caractere plus vivable : il y a une collegue qui m'attirait		1	0.4%
C EST LA MISERE		1	0.4%
CHERCHER A S'EPANOUIR		1	0.4%
CHERCHER A MIEUX EVOLUER DANS MON DOMAINE DE FOOT BALL		1	0.4%
CHERCHER DE FOND POUR ACHETER A LA FAMILLE UNE PARCELLE		1	0.4%
CHERCHER DE L ARGENT		1	0.4%
CHERCHER DU TRAVAIL		1	0.4%

File : rdc_qb_mig_attempts

q803: For what reasons did you want to leave the country

Value	Label	Cases	Percentage
CHERCHER LA VIE		1	0.4%
CHERCHER LA VIE ET LES ETUDES		1	0.4%
CHERCHER LE BIEN ETRE		1	0.4%
CHERCHER LE MOYEN DE VIVRE		1	0.4%
CHERCHER UNE BONNE VIE		1	0.4%
CHERCHER UNE MEILLEURE VIE		2	0.9%
CHOMAGE, CRISE		1	0.4%
CONDITION DE VIE DIFFICILE		1	0.4%
CONDITIONS DE VIE DIFFICILE		1	0.4%
CONDITIONS DE VIE DIFFICILES		1	0.4%
CONTINUER A TRAVAILLER LA BAS		1	0.4%
CONTINUER LE SPORT AILLEURS		1	0.4%
CONTINUER LES ETUDES		1	0.4%
CONTINUER LES ETUDES EN CONSTRUCTION		1	0.4%
Canada demandait des immigrés		1	0.4%
DANS MON PAYS LA VIE EST TRES DIFFICILE, UN CASSE TETE		1	0.4%
DEBROUILLER		1	0.4%
DIFFICULTE DE BIEN VIVRE AU CONGO		1	0.4%
DIFFICULTE DE VIVRE		1	0.4%

File : rdc_qb_mig_attempts

q803: For what reasons did you want to leave the country

Value	Label	Cases	Percentage
DANS DES MEILLEURS CONDITION			
DIFFICULTE QU IL Y AVAIT AU ZAIRE		1	0.4%
DIFFICULTE QUI RENCONTRE LABA		1	0.4%
DIFFICULTES DE LA VIE		1	0.4%
DIFFICULTES POUR TROUVER LE TRAVAIL		1	0.4%
DIFFUCULTE DE VIE ,SUITE A UN CONFLIT AVEC MON MARI		1	0.4%
ENVIE DE VIVRE EN AFRIQUE		1	0.4%
ETUDE		2	0.9%
ETUDES		1	0.4%
ETUDIER		3	1.3%
EXPLOITER D AUTRES POSSIBILITES		1	0.4%
Elle trouvait que son avenir etait sacrifie		1	0.4%
Etudes		2	0.9%
Etudes en pharmacie		1	0.4%
Etudes, parce que le canada demandait les immigrants; changer de continent		1	0.4%
FACILITE DE TROUVER DU TRAVAIL		1	0.4%
FACILITER D ALLER DANS D AUTRES PAYS OCCIDENTAUX		1	0.4%
FAIRE DES AFFAIRES		1	0.4%
FAIRE DES ETUDES		1	0.4%

File : rdc_qb_mig_attempts

q803: For what reasons did you want to leave the country

Value	Label	Cases	Percentage
FAIRE LE COMMERCE		1	0.4%
GRANDES DIFFICULTES EN RDC		1	0.4%
IL A VOULU ALLER EN ANGOLA FAIRE PRATIQUE LA MUSIQUE CHRETIENNE		1	0.4%
IL VOULAIT ALLER CHERCHER COMME TOUT LE MONDE		1	0.4%
INFLUENCE DES AMIS		1	0.4%
INFLUENCE DES CAMARADES QUI DISAIENT QUE LES CAMERAMENS SONT MIEUX EN AFRIQUE DU SUD		1	0.4%
Il voulait etudier en UK car les conditions de vie sont cheres en Afrique du Sud et ne pouvait retourner en RDC.		1	0.4%
J AVAIS L INTENTION D ALLER VIVRE LA BAS		1	0.4%
J AI TOUJOURS ENVIE DE VIVRE EN EUROPE		1	0.4%
J AI VOULU QUITTER LA RDC POUR ALLER CHERCHER UNE MEILLEURE VIE SOCIALE AU CANADA.		1	0.4%
J AVAIS SEULEMENT BESOIN DE QUITTER LE PAYS		1	0.4%

File : rdc_qb_mig_attempts

q803: For what reasons did you want to leave the country

Value	Label	Cases	Percentage
J ESTIMAIT QUE VIVRE LA BAS ETAIT MIEUX QU AU CONGO		1	0.4%
J ETAIS RESTE PRESQUE SEUL MA SOEUR QUI ETAIT LA BAS VOULAIS QU ON SOIT ENSEMBLE		1	0.4%
JE ME SENTAIS PRESQUE SEUL JE VOULAIS ATOUT PRIS ETRE TOUT PRET DE MA SOEUR		1	0.4%
JE NE SUPPORTAIS PLUS L OISIVITE ; LE MANQUE A FAIRE ALLAIT ME RENDRE FOU		1	0.4%
JE VOULAIS ALLER FAIRE MES ETUDES AILLEURS		1	0.4%
JE VOULAIS ALLER VIVRE AILLEUR. JUST PAR AVENTURE		1	0.4%
JE VOULAIS CONTINUER LES ETUDES A LONDRES LA OU SE TROUVAIT MON FRERE		1	0.4%
JE VOULAIS QUITTER LE CONGO POUR ALLER ETUDIER AU CANADA		1	0.4%
JE VOULAIT ALLER POURSUIVRE MES ETUDES		1	0.4%
L'INFLUENCE DES AMIS		1	0.4%

File : rdc_qb_mig_attempts

q803: For what reasons did you want to leave the country

Value	Label	Cases	Percentage
LA CAPACITE DU CONGO BRAZZA NE TENAIT PLUS CAPACITE ECONOMIQUE		1	0.4%
LA CRISE ECONOMIQUE		1	0.4%
LA SOUFFRANCE		1	0.4%
LA VIA EST PLUS BELLE EN SUEDE, LA RECHERCHE DU BIEN ETRE		1	0.4%
LA VIE N'ETAIT PAS BONNE		1	0.4%
LA VIE DIFFICILE EN RDC		1	0.4%
LA VIE EST MIEUX QU EN RDC		1	0.4%
LE AMERICAN DREAM		1	0.4%
LES CONDITION DE VIE DIFFICILES		1	0.4%
LES CONDITIONS DE VIE EN RDC N ETAIENT PAS FAVORABLES POUR LUI ET SA FAMILLE		1	0.4%
LES CONDITIONS DE VIE NE SONT PAS CONVENABLE AU CONGO		1	0.4%
LES CONDITIONS DE VIE NE SONT PAS SECURISEES EN RDC		1	0.4%
LES CONNAISSANC QUI SONT LA BAS ET L ENVIE D Y ALLER		1	0.4%
LES ETUDES		1	0.4%

File : rdc_qb_mig_attempts

q803: For what reasons did you want to leave the country

Value	Label	Cases	Percentage
LES ETUDES NAVAIENT PAS TROP DE VALEUR		1	0.4%
Le pays offrait plus de perspective pour le travail et investir dans les affaires. Accueille mieux les "noirs" sur le marche du travail. "Meritocratie"		1	0.4%
MA TANTE QUI A VOULU QUE JE PARTE		1	0.4%
MA TANTE S Y TROUVE JE VAIS VIVRE LA BAS		1	0.4%
MAUVAISECON DES BRAZAVILLOIS		1	0.4%
MON MARI AVAIT GAGNE LA LOTERIE OU LE JEU CARD GRUN		1	0.4%
MON MARI ETAIT MUTE POUR LE GABON		1	0.4%
Ma femme etait partie ka avec les enfants car j'avais des problemes au pays		1	0.4%
Ma fille venait de deceder au Canada et j'y ai d'autres enfants		1	0.4%
Ne savait pas regulariser son sejour en France apres les etudes		1	0.4%
ON NE VOULAIT PLUS DU PAYS		1	0.4%
ON VEUT SEULEMENT QUITTER LE PAYS SUR		1	0.4%

File : rdc_qb_mig_attempts

q803: For what reasons did you want to leave the country

Value	Label	Cases	Percentage
DECISION DE MON EPOUX			
OPPOSANT AU POUVOIR DE L EPOQUE, INSECURITE POUR NOUS		1	0.4%
OPPOSITION AU POUVOIR EN PLACE		1	0.4%
OUR HABITER LA FRANCE CAR LA BAS LA VIE EST BELLE		1	0.4%
PAR LA VOLONTE DE L ONCLE		1	0.4%
PARCEQUE EN RSA, JE PENSAIS QUE JE SERAI MIEUX QU EN ANGOLA		1	0.4%
PARCEQUE LA VIE DE NOTRE PAYS EST TRES DIFFICILE		1	0.4%
PARCEQUE LA VIE ICI EST DIFFICILE MAIS LA BAS C EST BIEN		1	0.4%
PAS DE MEILLEURES CONDITIONS DE VIE		1	0.4%
PAS DE MOYEN DE POURSUIVRE LES ETUDES		1	0.4%
PAS DE MOYEN DE VIVRE		1	0.4%
PAS DES BOULOT		1	0.4%
POUR MIEUX FAIRE DES BENEFICES PAR RAPPORT A MES ACTIVITES		1	0.4%
POUR RAISON D'ETUDE. C'EST-A-DRE JE VOULAIS ALLER		1	0.4%

File : rdc_qb_mig_attempts

q803: For what reasons did you want to leave the country

Value	Label	Cases	Percentage
POUSUIVRE MES ETUDES AILLEURS			
POUR REJOINDRE MON FRERE		1	0.4%
POUR ALLER EXPLOITER LE DIAMANT		1	0.4%
POUR ALLER CHERCHER LA VIE AILLEUR PARCE QUE ICI CA NE TIENT PAS		1	0.4%
POUR ALLER CHERCHER DE L ARGENT		1	0.4%
POUR ALLER ETUDIER		2	0.9%
POUR ALLER ETUDIER AUX USA		1	0.4%
POUR ALLER REJOINDRE MON MARI		1	0.4%
POUR CHERCHER DE L ARGENT		1	0.4%
POUR CHERCHER MIEUX AILLEURS AUSSI ON VOULAIT FUIR LA GUERRE AU CONGO BRAZZA		1	0.4%
POUR CHERCHER UNE BONNE VIE		2	0.9%
POUR D ETUDES ET DES RAISONS ECONOMIQUES		1	0.4%
POUR DES RAISONS D ETUDES		1	0.4%
POUR DES RAISONS D ETUDES ET ECONOMIQUES		1	0.4%
POUR DES RAISONS DE FOOT		1	0.4%

File : rdc_qb_mig_attempts

q803: For what reasons did you want to leave the country

Value	Label	Cases	Percentage
POUR DES RAISONS DETUDES		1	0.4%
POUR DES RAISONS ECONOMIQUES		1	0.4%
POUR ETRE INITIER AU COMMERCE PAR MON FRERE		1	0.4%
POUR ETRE PROTEGE		1	0.4%
POUR ETUDIER		2	0.9%
POUR GAGNER LA VIE		1	0.4%
POUR GARENTIR AVENIR DE MES ENFANTS		1	0.4%
POUR LES ETUDES		1	0.4%
POUR M INSTALLER ET Y VIVRE		1	0.4%
POUR MIEUX VIVRE		1	0.4%
POUR MIUX EVOLUER DANS MA CARRIERE DE FOOT BALLEUR		1	0.4%
POUR QUITTER LA MISERE		1	0.4%
POUR RAISON D ETUDE		1	0.4%
POUR REJOINDRE MA SOEUR		1	0.4%
POUR REJOINDRE MON MARI		1	0.4%
POUR REJOINDRE MES FRERES		1	0.4%
POUR REJOINDRE MON CONJOINT		2	0.9%
POUR UNE FORMATION		1	0.4%

File : rdc_qb_mig_attempts

q803: For what reasons did you want to leave the country

Value	Label	Cases	Percentage
POURSUIVRE LES ETUDES		1	0.4%
Parce qu'il n'y a plus d'emplois en Belgique		1	0.4%
Parce que je n'avais pas d'emploi en Belgique		1	0.4%
Parce que je ne sais pas travailler avec mon diplôme en Belgique		1	0.4%
Parce que le niveau de vie est meilleur en Europe		1	0.4%
Pas de bonnes conditions au Congo pour la specialisation en medecine		1	0.4%
Pays semblait plus ouvert que la Belgique -> ministre noir		1	0.4%
Pour aller gagner ma vie		1	0.4%
Pour avoir la carte verte des USA		1	0.4%
Pour des etudes de 3e cycle -> developpement		1	0.4%
Pour des etudes de 3e cycle en Economie qu'il n'y avait pas encore a Kinshasa		1	0.4%
Pour faire les etudes de sante publique		1	0.4%
Pour les etudes et problemes personnels qui faisaient qu'il devait partir		1	0.4%
Pour les etudes sÃ©rs		1	0.4%
Pour m'y installer en passant par les etudes		1	0.4%
Pour suivre les amis. C'etait		1	0.4%

File : rdc_qb_mig_attempts

q803: For what reasons did you want to leave the country

Value	Label	Cases	Percentage
tres a la mode a ce moment-la d'aller en Europe.			
Pour trouver du travail		1	0.4%
Probleme de sejour precaire en Belgique		1	0.4%
RAISON D ETUDE		1	0.4%
RAISON D ETUDES		2	0.9%
RAISON ECONOMIQUE		1	0.4%
RAISONS ECONOMIQUES		1	0.4%
RAISONS ECONOMIQUES ET INSECURITE		1	0.4%
RECHECHER LE BIEN ETRE		1	0.4%
RECHERCHE D UNE BONNE VIE		1	0.4%
RECHERCHE D UNE MEILLEURE VIE		1	0.4%
RECHERCHE DE VIE MEILLEURE		1	0.4%
RECHERCHE DES MEILLEURS CONDITIONS DE VIE		1	0.4%
RECHERCHE DU BIEN ETRE ET SURTOUT AVOIR UN BON EMPLOI		1	0.4%
RECHERCHER LA VIE		1	0.4%
RECHERCHER LA VIE		1	0.4%
RECHERCHER LA VIE		1	0.4%
REJOINDRE SON ONCLE ET POUR LE BIEN ETRE		1	0.4%

File : rdc_qb_mig_attempts

q803: For what reasons did you want to leave the country

Value	Label	Cases	Percentage
REJOINDRE LE PAYS DE MES REVES		2	0.9%
REJOINDRE MA FAMILLE ETUDIER		1	0.4%
REJOINDRE MA SOEUR		1	0.4%
REJOINDRE MON CONJOINT		1	0.4%
REJOINDRE MON CONJOINT QUI EST EN FRANCE		1	0.4%
REJOINDRE MON MARI		2	0.9%
REJOINDRE SON FIANCE		1	0.4%
REJOINDRE SON FRERE		1	0.4%
REJOINDRE SON MPARI		1	0.4%
RIEN NE MARCHE ICI J AVAIS ENVIE DE PARTIR HORS DE LA RDC		1	0.4%
SOIGNER L ENFANT QUI ETAIT MALADE		1	0.4%
SUITE AUX SOUFFRANCES		1	0.4%
SUIVRE MA SOEUR APRES MES ETUDES SECONDAIRES		1	0.4%
SUIVRE UN AMI QUI ETAIT LA BAS		1	0.4%
TOUJOURS POUR LES ETUDES		1	0.4%
TRAVAILLER POUR AVOIR L ARGENT		1	0.4%
VACANCES		2	0.9%
VOIR LA FILLE QUI EST EN ANGLETERRE		1	0.4%

File : rdc_qb_mig_attempts

q803: For what reasons did you want to leave the country

Value	Label	Cases	Percentage
VOL INSECIRITE		1	0.4%
VOULIONS VIVRE EN EUROPE		1	0.4%
VOULOIR MIEUX VIVRE		1	0.4%
a cause de la venue de Kabila au pouvoir		1	0.4%
etudes		2	0.9%
il y avait 2-3 amis la-bas qui disaient que c'était mieux qu'en Belgique et qu'ils étaient bcp + ouverts qu'en Belgique		1	0.4%
je devais accompagner ma patronne en conge		1	0.4%
pour les etudes car l'encadrement en RDC était pas efficace		1	0.4%
trouve pas des ouvertures en matiere d'emploi		1	0.4%
Ã%otudes		1	0.4%
Ã%otudes post-universitaires		1	0.4%

Warning: these figures indicate the number of cases found in the data file. They cannot be interpreted as summary statistics of the population of interest.

q803c2: Reasons of migration coded level 2

Information	[Type= discrete] [Format=numeric] [Range= 111-2147483624] [Missing=*]
Statistics [NW/ W]	[Valid=229 /-] [Invalid=1878 /-]
Universe	If q22 in 1
Notes	Reasons of migration coded level 2, constructed from the open variable q803 (detailed codes more than 20)

Value	Label	Cases	Percentage
111	Join partner/Marriage	11	4.8%
112	Join father/ mother	0	
113	Look for a partner(to get documents)	2	0.9%
114	Family reunification/Join another relative	0	
115	Join children	1	0.4%
116	Join brothers/sisters	6	2.6%
121	Accompany partner	3	1.3%
122	Accompany father/mother	0	
123	Accompany another relative	0	

File : rdc_qb_mig_attempts

q803c2: Reasons of migration coded level 2

Value	Label	Cases	Percentage
125	Accompany children	0	
126	Accompany brother/sister	1	0.4%
131	Visiting a family member	0	
132	Parents/family member invitation	0	
141	Divorce/separation	1	0.4%
142	Death of father/ mother	1	0.4%
143	Death of partner	0	
144	Arrival of co-wife	0	
145	Death of another relative	0	
151	Has been fostered	0	
161	Family problems / Illness of a relative	0	
171	education of children	0	
211	To work/ to look for a job/ earn money	4	1.7%
212	Got a job/ an employment contract	0	
213	To look for a steady job / a better paid job	0	
214	Better earning/ easier to find a job/ easier to exert his jo	3	1.3%
215	Prefers to work elsewhere	0	
216	To work in a family business	0	
221	No job opportunity	4	1.7%
222	Unemployment/ Los his job/ poor working conditions	3	1.3%
231	Work / business doesn't go well	0	
232	Low salary/ earnings	0	
241	On a mission	0	
242	Military service/ enrollment	0	
243	Professional assignment/ accompany his boss	1	0.4%
244	evangelism mission	0	
245	To do business/ to set up a business	4	1.7%
246	To sell his business	0	
247	Business prospecting mission	0	
251	Sportsman trip	4	1.7%
252	Artist trip	1	0.4%
254	To attend a conference	0	
261	end of mission/ end of contract	0	
311	Go to study	43	18.8%
312	Specialization studies	3	1.3%
313	Formation doesn't exist in the country	2	0.9%
314	Student exchange	0	
321	Got a scholarship	0	
322	Succeed to an admission competition	0	
331	Internship	0	
332	Training	1	0.4%
341	Study religion	0	
342	Learn a job	0	

File : rdc_qb_mig_attempts

q803c2: Reasons of migration coded level 2

Value	Label	Cases	Percentage
343	end of studies	0	
411	To look for a better life/ improve his situation	38	16.6%
412	To try his chance / to find better opportunities	6	2.6%
413	earn more money / earn enough money to open activities in or	7	3.1%
421	Help/support his family	1	0.4%
422	Poverty / difficulty to financially make ends meet	1	0.4%
423	Poor personal living conditions	16	7.0%
431	economic problem / poor economic situation in the country	16	7.0%
432	Drought	0	
501	To get cured	1	0.4%
503	Illness	0	
504	Get better cure	0	
505	Give birth in another country	0	
611	Somebody else advice	0	
612	Family advice	2	0.9%
613	Friend s advice	4	1.7%
621	God's will	0	
622	Chance	0	
701	Transit	1	0.4%
702	Join another country	0	
801	Have a valid visa	0	
803	Language facilities	0	
804	Possibility / easiness to get residence permit	1	0.4%
805	Friend invitation/ join a friend/ an acquaintance	1	0.4%
806	Visit a friend / an acquaintance	0	
807	Accompany a friend / an acquaintance	0	
808	Got a sponsorship	0	
809	Won the green card lottery	0	
901	Insecurity/different convictions with government	3	1.3%
902	Possibility of asylum	0	
903	Wanted	0	
905	Asylum	1	0.4%
906	Political problems	0	
907	Don t like the government	1	0.4%
909	Civil war / political instability	0	
1001	Adventure /Desire to travel/ curiosity/ desire to discover a	3	1.3%
1003	Holidays	2	0.9%
1004	Desire of change/ of country change/ to leave	6	2.6%
1005	Desire to go to europe/ to a specific country	10	4.4%
1007	Doesn't like the country/ was deceived by the country	0	
1101	Other	4	1.7%
1102	No residence permit/ difficulty to get residence permit	2	0.9%
1103	No particular reason	0	

File : rdc_qb_mig_attempts

q803c2: Reasons of migration coded level 2

Value	Label	Cases	Percentage
1104	Repressed/ expelled	0	
1105	Wants to return to his country	0	
1106	Wants to pick up his goods/properties	0	
1107	To do like everyone does and leave the country	1	0.4%
1108	Asylum refusal	0	
1109	Knows nobody in the country	0	
1110	Xenophobia/ country not favorable for foreigners	1	0.4%
1111	Couldn t live in this country	0	
1112	Problems with friends/acquaintances in this country	0	
1113	Participate to green card lottery	1	0.4%
1114	Swindled by the agent	0	
Sysmiss		1878	

Warning: these figures indicate the number of cases found in the data file. They cannot be interpreted as summary statistics of the population of interest.

q803c1: Reasons of migration coded level 1

Information	[Type= discrete] [Format=numeric] [Range= 1-2147483624] [Missing=*]
Statistics [NW/ W]	[Valid=229 /-] [Invalid=1878 /-]
Universe	If q22 in 1
Notes	Reasons of migration coded level 1, constructed from the open variable q803

Value	Label	Cases	Percentage
1	Family	26	11.4%
2	Work	24	10.5%
3	Studies	49	21.4%
4	Seeking better life conditions	85	37.1%
5	Health	1	0.4%
6	Someone else decided	6	2.6%
7	Transit	1	0.4%
8	Easy travel	2	0.9%
9	Political issues	5	2.2%
10	Discovery	21	9.2%
11	Other reasons	9	3.9%
Sysmiss		1878	

Warning: these figures indicate the number of cases found in the data file. They cannot be interpreted as summary statistics of the population of interest.

q804: For what reasons did you prefer to go to this country than another

Information	[Type= discrete] [Format=character] [Missing=*]
Statistics [NW/ W]	[Valid=233 /-]
Universe	If q22 in 1
Literal question	804. For what reasons did you prefer to go to "country aimed for" rather than to another country?
Interviewer's instructions	Note precisely and verbatim the entire response

Value	Label	Cases	Percentage
.a		1	0.4%
.b		1	0.4%

File : rdc_qb_mig_attempts

q804: For what reasons did you prefer to go to this country than another

Value	Label	Cases	Percentage
A L EPOQUE ON DISAIT QUE L EUROPE ETAIT LE PARADIS		1	0.4%
A LA RCHERCHE DU BIEN ETRE		1	0.4%
A PARTIR DE LA JE PARTIRAIS AILLEURS CAR LE VISA EST FACILE		1	0.4%
ACCES FACILE CAR MES AMIS Y ETAIENT		1	0.4%
AMI		1	0.4%
ATTIRANCE DU PAYS LES IMPRESSIONS SEULEMENT		1	0.4%
ATTIRE PAR LES PERSONNE QUI VENAIT DE LA BELGIQUE		1	0.4%
AU NIGERIA LES HABITS COUTAIENT MOINS CHER		1	0.4%
AU CANADA IL YA DES BONNES UNIVERSITES		1	0.4%
AUX DIRES DES AMIS L ANGOLA OFFRAIT DES BONNES CONDITIONS DE VIE		1	0.4%
AVAIS LA FAMILLI LA BAS		1	0.4%
Amis au Canada disent qu'on revalorise les diplÃ mes la		1	0.4%
BEACOUPE CONGOLAIS Y VIVAIENT ET FACILITE DE REJOINDRE CES PAYS		1	0.4%

File : rdc_qb_mig_attempts

q804: For what reasons did you prefer to go to this country than another

Value	Label	Cases	Percentage
BEAUCOUP DE CONGOLAIS Y VIVAIENT ET FACILITE DE REJOINDRE CES PAYS		1	0.4%
BEAUCOUP DES AMIS ETAIENT DEJA EN FRANCE		1	0.4%
BONNES CONDITIONS DACCUEIL		1	0.4%
Bcp + ouverts sur les etrangers		1	0.4%
C EST EN RSA QU IL SE TROUVE		1	0.4%
C EST L APPARENCE DU MILIEU SEULEMENT		1	0.4%
C EST L OPPORTUNITE QUI S ETAIT PRESENTE EN CE MOMENT LA		1	0.4%
C EST SON PAYS DE REVE		1	0.4%
C EST STABLE PAR RAPPORT A D AUTRES PAYS DE L AFRIQUE		1	0.4%
C EST UN PASSIONNANT		1	0.4%
C EST UN PAYS OU IL Y ATOUT		1	0.4%
C EST UN PAYS OU LES GENS VOYAGENT BIEN ET BEAUCOUP, ET LA VIE EST FACILE LA BAS.		1	0.4%
C EST UN PAYS OU TOUTES LES CONDITIONS SONT REUNIES		1	0.4%

File : rdc_qb_mig_attempts

q804: For what reasons did you prefer to go to this country than another

Value	Label	Cases	Percentage
C EST UN PAYS VOISIN ET J ETAIS EN CONTACT AVEC UNE ANGOLAISE QUI NOUS AIDAIT A MIGRER		1	0.4%
C ETAIT MA PREFERENCE		1	0.4%
C ETAIT UN DES PÃ,,YYS PROPOSES POUR CONTINUER LES ,ETUDES		1	0.4%
C'est la que ma fille est decedee et que vivent d'autres, je voulais aller la ou ma fille est decedee		1	0.4%
C'etait mon pays prefere mais j'ai pas de raisons particulieres		1	0.4%
CAR LA BELGIQUE EST TOUT PRES DE LA FRANCE		1	0.4%
CE SONT LES COUSINS QUI ONT CHERCHE QU EGO AIT EVOLUE LA BAS		1	0.4%
CEST LE SOMMET		1	0.4%
CONNAISSANC EN NAMIBIE		1	0.4%
Car elle a beaucoup de famille la-bas		1	0.4%
Car il etait dans un pays anglophone avant.		1	0.4%
Circuitr d'obtention de visa pour la Pologne tres facil a ce moment-la.		1	0.4%

File : rdc_qb_mig_attempts

q804: For what reasons did you prefer to go to this country than another

Value	Label	Cases	Percentage
DANS MES CHOIX OU PREFERENCE		1	0.4%
EN ALLEMAGNE IL AVAIT DES AMIS		1	0.4%
EN ANGOLA LES JEUNES GAGNENT LA VIE PLUS RAPIDEMENT		1	0.4%
EN FRANCE IL Y A FACILITE DE MIEUX SE DEBROUILLER		1	0.4%
EN FRANCE IL Y A LA FACILITE DE VIVRE ET D OBTENI UN PAPIER		1	0.4%
EN FRANCE J AI BEAUCOUP D AMIS QUI POUVAIENT M ACCUEILLIR FACILEMENT		1	0.4%
ETATS UNIS C EST UN BON PAYS POUR FORME LES PILOTES		1	0.4%
En fonction de l'offre de programmes de formation qui etait interessante		1	0.4%
En fonction de la bourse sollicitee		1	0.4%
FACILITE D'Y ALLER		1	0.4%
FACILITE D'INTERGRATIC		1	0.4%
FACILITE DE VOYAGE		1	0.4%
FACILITE DU VISA		1	0.4%
FACILITER DE VOYAGER POUR L EUROPE		1	0.4%
FAIRE UNE BONNE CARRIERE DE FOOT BALLEUR		1	0.4%

File : rdc_qb_mig_attempts

q804: For what reasons did you prefer to go to this country than another

Value	Label	Cases	Percentage
FAMILLE LA BAS		1	0.4%
Facilite de langue, niveau de vie, facilites statut et obtention documents (programme migration)		1	0.4%
IL YA UN MEMBRE DE FAMILLE SUR PLACE . C'EST MA GRANDE SOEUR		1	0.4%
IL ETAIT PARI MI LES PAYS PROPOSES POUR CONTINUIER LES ETUDES		1	0.4%
IL N A PAS LE CHOIX DES PAYS		1	0.4%
IL VOULAIT PARTIR COMME REFUGIER		1	0.4%
IL Y A BEAUCOUP D OUVERTURES		1	0.4%
IL Y A BEAUCOUP DE FACILITES EN ANGOLA		1	0.4%
IL Y A DES GENS QUI VONT ME REVOIR LA BAS		1	0.4%
IL Y A DU SERIEUX PAR RAPPORT AUX AUTRES PAYS		1	0.4%
IL Y A LES MEMBRES DE MA FAMILLE		1	0.4%
IL Y A MON GRAND FRERE		1	0.4%
IL Y A PLUS DE FACILITE QU AILLEURS		1	0.4%
IL Y A UNE FACILITE D ATTRAPER DU BOULOT		1	0.4%

File : rdc_qb_mig_attempts

q804: For what reasons did you prefer to go to this country than another

Value	Label	Cases	Percentage
ET LEUR MONNAIE EST TRES FORTE			
IL Y AVAIT DES AMIS		1	0.4%
IL Y AVAIT FACILITER D AVOIR LE VISA		1	0.4%
IL Y AVAIT QUELQU UN QUI VOULAIT SUPPORTER MES ETUDES		1	0.4%
IL YA FACILTE DE TROUVER DE L ARGENT		1	0.4%
ILS ONT BEAUCOUP DE JOB ET N ARRIVE PAS A TRAVAILLER AVEC LE FROID		1	0.4%
Il y avait accessibilite la, j'ai eu des documents formulaires a remplir ds le cadre de l'immigration		1	0.4%
Il y avait une collegue dans ce pays		1	0.4%
J AI APPRECIE LA PARCEQUE IL Y A BEAUCOUP D AVANTAGES		1	0.4%
J AI BEAUCOUP D AMIS EN ANGOLA QU AILLEURS		1	0.4%
J AI DES AMIS LA BAS		1	0.4%
J AI DES MEMBRE DE MA FAMILLE		1	0.4%
J AI JOUE A LA LOTTERIE AMERICAINE		1	0.4%
J AI LES USA		1	0.4%

File : rdc_qb_mig_attempts

q804: For what reasons did you prefer to go to this country than another

Value	Label	Cases	Percentage
J AI MA FAMILLE EU PORTUGAL		1	0.4%
J AI MES SOEURS ET FRERES LA BAS		1	0.4%
J AI TOUJOURS REVE DE VI VRE EN SUISSE DEPUIS MA NAISSANCE		1	0.4%
J AI UN AMI QUI Y VIT DEJA QUI ME PARLE DE CE PAYS		1	0.4%
J AI UN COLLEGUE LABA		1	0.4%
J AI UN FRERES A LONDRES IL PEUT ME FACILITER LA TACHE		1	0.4%
J AI UN MEMBRE DE FAMILLE SUR PLACE QUI POUVAIT M ABRITER DANS UN PREMIER TEMPS		1	0.4%
J AI UN ONCLE LA BAS		1	0.4%
J AI UNE SOEUR QUI POUVAIT M ACCEUILLIR ET TROUVER UN EMPLOI C EST FACILE		1	0.4%
J AIMAIS LA FRANCE ET J AI MES AMIS LA BAS		1	0.4%
J AIME BEAUCOUP LES USA		1	0.4%
J AIME BIEN CE PAYS		1	0.4%
J AIME LA BELGIQUE		1	0.4%

File : rdc_qb_mig_attempts

q804: For what reasons did you prefer to go to this country than another

Value	Label	Cases	Percentage
TOUT SIMPLEMENT			
J AIME LA FRANCE		1	0.4%
J AIME LE CANADA		1	0.4%
J ALLAIS REJOINDRE MON FRERE QUI S Y TROIVE		1	0.4%
J AVAIS DES CONTACTS		1	0.4%
J AVAIS UN AMI		1	0.4%
J AVAIS UN AMI DANS CE PAYS		1	0.4%
J AVAIS UN CONTACT LA BAS		1	0.4%
J AVAIS UNE COUSINE DANS LE PAYS		1	0.4%
J AVAIS UNE SOEUR AVEC QUI ON COOPERAIT C EST ELLE QUI VOULAIT ME CONFIER CHEZ SON AMIE QUI EST EN AFRIQUE DU SUD		1	0.4%
J'AI UNE AMIE QUI A EPOUSEE UN BLANC		1	0.4%
J'AVAIS JOUER LA LOTERIE 'GREEN CARD'		1	0.4%
J AVAIS BEAUCOUP DAMIS EN FRANCE OU IL YA BEAUCOUP DES GENS QUI POUVAIENT MACCUEILLIR		1	0.4%
JE DESIRAIS ALLER AU CANADA PARCE QUE MON FRERE S		1	0.4%

File : rdc_qb_mig_attempts

q804: For what reasons did you prefer to go to this country than another

Value	Label	Cases	Percentage
Y TROUVAIT DEJA.			
JE N AI PAS AUTRES PERSONNES A AILLEURS		1	0.4%
JE PARLE PARFATEMENT ANGLAIS EN PLUS IL YA LA UN AMI PRES A M'ACCEUILLIR		1	0.4%
Je connaissais des gens la-bas + ma famille		1	0.4%
Je considerais que le Canada est plus hospitalier		1	0.4%
Je trouvais mieux la parce que l'emploi y est facile dans mon domaine. Et puis, j'aime beaucoup le Canada, la vie est bonne.		1	0.4%
L AFRIQUE DU SUD N EST PAS LOIN POUR DES VACANCES		1	0.4%
L IDEAL ETAIT LA FRANCE		1	0.4%
L OPPOSITION ETAIT MIEUX ECOUTEE LAS BAS		1	0.4%
L'Afrique du Sud est plus riche que le Congo		1	0.4%
LA BAS C EST MIEUX		1	0.4%
LA BAS IL YA LA LIBERTE DES GENS, LA SECURITE ET LES CONDITIONS DE VIE SONT BONNES		1	0.4%
LA EST MIEUS QUE AILLEURS		1	0.4%

File : rdc_qb_mig_attempts

q804: For what reasons did you prefer to go to this country than another

Value	Label	Cases	Percentage
LA FRANCE A UNE BONNE PUBLICITE DE FOOT BALL PAR RAPPORT AUX AUTRES PAYS		1	0.4%
LA ON AIME DES ETRANGERS ET ON Y REUSSI		1	0.4%
LA ON PEUT FACILEMENT AVOIR DE L ARGENT		1	0.4%
LA PUBLICITE QU ON FAIT SUR L UNIVERSITE D OXFORD		1	0.4%
LA RENOMMEE DU RU ET SES CONDITIONS DE VIE SOCIALES, OBTENTION FACILE DE STATUT		1	0.4%
LE CONGO EST PROCHE DE NOTRE PAYS		1	0.4%
LE AMERICAN DREAM		1	0.4%
LE CANADA ME FASCINE BEAUCOUP		1	0.4%
LE CONCOURS NE CONCERNAIT QUE LES USA		1	0.4%
LE PAYS LE PLUS PROCHE DE LA RDC		1	0.4%
LE PHENOMENE LUNDA FAISAIT ECHO		1	0.4%
LE PROJET DE PARTIR DEMEURE		1	0.4%
LE VISA ETAIT SOUPLE POUR LE CANADA QUE		1	0.4%

File : rdc_qb_mig_attempts

q804: For what reasons did you prefer to go to this country than another

Value	Label	Cases	Percentage
POUR LES AUTRES PAYS			
LES COUSINS QUI SONT LA POURRONT ME SOUTENIR		1	0.4%
LES ETUDES QUE J AI FAITES ME PERMETTENT DE TROUVER DU BOULOT		1	0.4%
LES FRANCAIS PAYENT BIEN LES EMPLOYES		1	0.4%
LES NOIRS SE RETROUVENT FACILEMENT LA BAS		1	0.4%
LES PERSONNES QUI AVAIENT ENTREPRIS LES DEMARCHES SE TROUVENT EN ITALIE		1	0.4%
La politique migratoire du Canada qui encourage les talents		1	0.4%
Loterie nationale (Green carte) possibilité de jouer à la loterie)		1	0.4%
MA SOEUR ETAIT DEJA LA		1	0.4%
MA SOEUR ALLAIT ME FACILITER L OBTENTION DES DOCUMENTS DE RESIDENT		1	0.4%
MA SOEUR Y RESIDE		1	0.4%
MA TANTE ETAIT LA		1	0.4%
MON FRERE ET UNE PARTIE DE MA FAMILLE Y RESIDAIENT		1	0.4%

File : rdc_qb_mig_attempts

q804: For what reasons did you prefer to go to this country than another

Value	Label	Cases	Percentage
MON FRERE Y RESIDAIT		1	0.4%
MON MARI EST DEJA LA BAS		1	0.4%
MON MARI Y RESIDE		1	0.4%
MON PARTI POLITIQUE ETAIT SOUTENU PAR CE PAYS		1	0.4%
NIGERIA ME FASCINE BEAUCOUP		1	0.4%
NOUS AVONS OBTENU UN VISA POUR LES USA		1	0.4%
NOUS PENSIONS QU ON AURAIT BEAUCOUP DE FACILITE		1	0.4%
OFFRE D EMPLOI DISPONIBLE LA BAS		1	0.4%
ON EN PARLE TROP		1	0.4%
OPPORTUNITE DU CANADA		1	0.4%
Oiyr ke systeme scolaire et y faire MBA		1	0.4%
PAR CE QUE C EST FACILE A FAIRE LES AFFAIRES LA BAS		1	0.4%
PAR CE QUE MON MARI ETAIT LABAS		1	0.4%
PAR CE QUE MON PERE ETAIT LA BAS		1	0.4%
PAR RAPPORT A L OPPORTUNITE ORGANISATION DE LA LOTERIE GREENCARD		1	0.4%
PAR RAPPORT AUX DISCOURS DE NOS		1	0.4%

File : rdc_qb_mig_attempts

q804: For what reasons did you prefer to go to this country than another

Value	Label	Cases	Percentage
COLLEGUES MIEUX VAUT LES ETATS UNIS Q AILLEURS			
PARAIT IL LA BAS L ADMISSION EST FACILE		1	0.4%
PARCE QUE J'AI QUELQU'UN DE SUR POUR M'HEBERGER		1	0.4%
PARCE QU IL HABITE LABA		1	0.4%
PARCE QU'IL AVAIT LA FAMILLE LA EN FRANCE		1	0.4%
PARCE QUE MON MARI EST EN ESPAGNE		1	0.4%
PARCE QUE C ETAIS MON CHOIX		1	0.4%
PARCE QUE J AVAIS DES CONNAISSANC		1	0.4%
PARCE QUE J AVAIS DE LA FAMILLE		1	0.4%
PARCE QUE JE PENSAIS QUE JE POUVAIS FACILEMENT MINSTALLE		1	0.4%
PARCE QUE LA BELGIQUE EST LE PAYS COLONISATEUR ET CETTE AFFINITE M A SEDUIT		1	0.4%
PARCE QUE NOUS AVONS UNE FAMILLE LA BAS		1	0.4%
PARCE QUE SELON LES ON-DIT LE CANADA OFFRAIT UNE MEILLEURE VIE SOCIALE.		1	0.4%
PARCEQU ELLE A		1	0.4%

File : rdc_qb_mig_attempts

q804: For what reasons did you prefer to go to this country than another

Value	Label	Cases	Percentage
REUSSIT UN FORMULAIRE D UNIVERSITE D EGYPTR			
PARCEQU EN IRLANDE IL Y A FACILITE D Y ENTRE		1	0.4%
PARCEQUE EN ANGOLA IL YA FACILITE DE VIVRE BIEN SUR LE PLAN ECONOMIQUE		1	0.4%
PARCEQUE LES GENS QUI FAISAIENT LE COMMERCE EN RSA ETAIENT BIEN QUE QUAND NOUS ETIONS EN ANGOLA		1	0.4%
PARCEQUE MA SOEURETAIT EN ANGLETERRE		1	0.4%
PARCEQUE MON CONJOINT HABITE LA BELGIQUE		1	0.4%
PAYS FRANCOPHONE ET FACULTE VOULUE Y ETAIENT		1	0.4%
PAYS FRANCOPHONE Y ETUDES VOULUES Y ETAIENT		1	0.4%
PAYS FRANCOPHONE		1	0.4%
PAYS PASSIONNANT POUR MOI ET MA SOEUR Y RESIDE		1	0.4%
POUR BIEN GARENTIR MA VIE		1	0.4%
POUR ETRE PROTEGE		1	0.4%

File : rdc_qb_mig_attempts

q804: For what reasons did you prefer to go to this country than another

Value	Label	Cases	Percentage
POUR LA FACILITE DE TRAFIQUE		1	0.4%
POUR MIEUX VIVRE DANS MON DOMAINE DE FOOT BALL		1	0.4%
POUR MOI, LA SUEDE EST CONSIDERE COMME UN PAYS DE TRANSIT AVANT D ALLER EN FRANCE		1	0.4%
POUR REJOINDRE MON FIANCE		1	0.4%
POUR REJOINDRE MON MARI QUI Y RESIDAIT		1	0.4%
POUR REJOINDRE MON PERE LA FACILITE DE LA LANGUE		1	0.4%
PROPOSITION DE MON FRERE		1	0.4%
PUISQUE IL Y A MES FRERES QUI PEUVENT BIEN M ACCUEILLIR		1	0.4%
PUISQUE LAFRIQUE DU SUD EST PROCHE DE LANGOLA		1	0.4%
PUISQUE MON CONJOINT EST LA BAS		1	0.4%
PUISQUE SA FILLE SE TROUVE A LONDRE CAR C EST LA FILLE QUI AIME VOIR SA MERE		1	0.4%
Par preference, pour le mode de vie		1	0.4%

File : rdc_qb_mig_attempts

q804: For what reasons did you prefer to go to this country than another

Value	Label	Cases	Percentage
Parce qu'on disait qu'il y avait plus d'opportunités professionnelles		1	0.4%
Parce que j'aime les USA		1	0.4%
Pouvaients accorder bourse pour étranger		1	0.4%
QUELQU UN DE SUR ETAIT PRESENT POUR ASSURER LE SEJOUR		1	0.4%
REJOINDRE MON FRERE		1	0.4%
REJOINDRE SON PETIT FRERE		1	0.4%
RIEN		1	0.4%
SON FIANCE RESIDE LA BAS		1	0.4%
SON FRERE ETAIT EN BELGIQUE		1	0.4%
SON MARI ETAIT INSTALLE LA BAS		1	0.4%
SYSTEME DE GREEN CARD		1	0.4%
Specialisation en assistance sociale, proposition de bourse pour la France		1	0.4%
TROUVER FACILEMENT DU BOULOT		1	0.4%
UN AMI EST LA		1	0.4%
UN AMI ME GUIDAIT ET M A PROÂPOSE CE PAYS		1	0.4%
UN REVE		1	0.4%
UNE FORMATION SUR LE TRANSFERT DE FOND		1	0.4%

File : rdc_qb_mig_attempts

q804: For what reasons did you prefer to go to this country than another

Value	Label	Cases	Percentage
UNE LOTERIE ETAIT ORGANISER A CE SUJET		1	0.4%
UNE TANTE Y VIVAIT		1	0.4%
Un corps de la paix rencontre au Congo avait accepte de le prendre en charge la-bas.		1	0.4%
Une opportunit e qui s'etait offert car son frere connaissait des gens en Italie		1	0.4%
Une proposition de bourse pour le Gabon		1	0.4%
VISA ETAIT FACILE A TROUVER		1	0.4%
VISITER MES AMIS		1	0.4%
c'est ma patronne qui a decide		1	0.4%
car il avait des contacts sur place pour l'aider		1	0.4%
choix des parents + parce que freres la-bas		1	0.4%
existe des agences d'emigration donc de l'emplois		1	0.4%
existe des agences d'emigration donc emploi		1	0.4%
il a assiste a un Jobday organise par l'orbem		1	0.4%
il aimait ce pays		1	0.4%
influence par les amis		1	0.4%
j'E VOUDRAIS ALLER SUIVRE LA COUPE DU MONDE		1	0.4%

File : rdc_qb_mig_attempts

q804: For what reasons did you prefer to go to this country than another

Value	Label	Cases	Percentage
pour servir l'armee americaine		1	0.4%
pouvaient accorder bourse pr etranger		1	0.4%
pouvaient accorder des bourses pour etrangers		1	0.4%

Warning: these figures indicate the number of cases found in the data file. They cannot be interpreted as summary statistics of the population of interest.

q804c2: Reasons of the choice coded level 2

Information	[Type= discrete] [Format=numeric] [Range= 111-2147483624] [Missing=*]
Statistics [NW/ W]	[Valid=231 /-] [Invalid=1876 /-]
Universe	If q22 in 1
Notes	Reasons of the choice coded level 2, constructed from the open variable q804 (detailed codes more than 20)

Value	Label	Cases	Percentage
111	Presence of partner	11	4.8%
112	Presence of parents	2	0.9%
113	Presence of other relatives	16	6.9%
115	Presence of children	1	0.4%
116	Presence of brother/sister	17	7.4%
211	To work	0	
212	Got an employment proposal/opportunity	0	
213	earn more money/ economic reasons/ save money	2	0.9%
214	More employment opportunities/ facility to find job / More j	8	3.5%
215	Better salary / Facility to succeed / Better work	2	0.9%
216	Improve living conditions	3	1.3%
217	Job assignment / mission / end of mission/ training for work	2	0.9%
218	For a musical/artistic/sport career	3	1.3%
219	Business/To do business/pursue a family business	3	1.3%
220	Conference/fair	0	
221	Better working conditions / better economy / better economic	5	2.2%
311	Facility to reach / geographic proximity / cheaper travel	10	4.3%
312	Speak the language / easy to speak language / same language	6	2.6%
313	Facility to get visa/ residence permit	7	3.0%
314	easy access of foreigners to labor market / smoother law on	0	
315	Better welcoming/integration of foreigners	8	3.5%
316	Same legislation than the origin country	0	
317	No visa needed to go there	0	
318	Already know the country / hab already lived there before	1	0.4%
319	Partner already know the country / had already lived there b	0	
411	Got a visa / residence permit	1	0.4%
412	Citizen of the country	0	
413	Partner is citizen of the country	0	

File : rdc_qb_mig_attempts

q804c2: Reasons of the choice coded level 2

Value	Label	Cases	Percentage
414	Origine country of his parents	0	
415	Birth country	0	
416	Got a sponsorship	0	
417	Won the green card lottery	9	3.9%
511	Transit / step to reach another country	2	0.9%
611	Life less expensive	10	4.3%
612	Weather	0	
613	Colonial / historical links / cultural links	1	0.4%
614	Love the country / prefer the country to others	19	8.2%
615	Country of his dreams / wanted to discover / wanted to live	4	1.7%
616	People are saying good things about/ had heard good things a	3	1.3%
617	Better organized than his country of origin/ more stable/ do	3	1.3%
618	Want to get this country s citizenship	0	
711	Got a scholarship to/from this country/got a cooperation sch	5	2.2%
712	Registration accepted in a education institution in this cou	1	0.4%
713	To learn the language	0	
714	Studies less expensive / High quality studies/ Availability	4	1.7%
715	Studies	5	2.2%
716	exchange programme	0	
811	Acquaintance/ friend in the country	25	10.8%
812	Acquaintance/ friend wanted to help him to go to the country	6	2.6%
911	Decision of / choice of / accompany the partner who decided	0	
912	Decision of / choice of / accompany the parents/brother/sist	2	0.9%
913	Decision of / choice of / accompany another family member	0	
914	Advice of a friend / a friend wanted to go there / accompany	2	0.9%
1001	Other	7	3.0%
1002	No particular reason	1	0.4%
1003	Didn t choose / destination chosen by agent	0	
1004	Chance / coincidence	0	
1005	Do like others/ more frequent destination of people fom his	4	1.7%
1006	Personal / family reasons	1	0.4%
1007	Change / take a new way / try his luck / hope of better life	1	0.4%
1008	Didn t have the chance / couldn t go anywhere else	2	0.9%
1010	Had an opportunity to go there	2	0.9%
1013	Asylum request	4	1.7%
Sysmiss		1876	

Warning: these figures indicate the number of cases found in the data file. They cannot be interpreted as summary statistics of the population of interest.

q804c1: Reasons of the choice coded level 1

Information	[Type= discrete] [Format=numeric] [Range= 1-2147483624] [Missing=*]
Statistics [NW/ W]	[Valid=231 /-] [Invalid=1876 /-]
Universe	If q22 in 1
Notes	Reasons of the choice coded level 1, constructed from the open variable q804

File : rdc_qb_mig_attempts

q804c1: Reasons of the choice coded level 1

Value	Label	Cases	Percentage
1	Family	47	20.3%
2	Economic/professional reasons	28	12.1%
3	Conveniences	32	13.9%
4	Availability of documents	10	4.3%
5	Transit	2	0.9%
6	Quality of life of the country	40	17.3%
7	Studies	15	6.5%
8	Network	31	13.4%
9	Advise/decision of other one	4	1.7%
10	Others	22	9.5%
Systemiss		1876	

Warning: these figures indicate the number of cases found in the data file. They cannot be interpreted as summary statistics of the population of interest.

q805: What precise steps have you undertaken to reach this country

Information	[Type= discrete] [Format=character] [Missing=*/.a/.b]
Statistics [NW/ W]	[Valid=230 /-] [Invalid=3 /-]
Universe	If q22 in 1
Literal question	805. What precise steps have you undertaken to reach "country aimed for"? Multiple answers
Interviewer's instructions	Read, multiple answers possible:

Value	Label	Cases	Percentage
01		3	1.3%
01 09		1	0.4%
01 02 03		2	0.9%
01 03		2	0.9%
01 03 07		1	0.4%
01 05 07		1	0.4%
01 07		1	0.4%
01 07 04		1	0.4%
02 03		3	1.3%
02 06		2	0.9%
02 06 08		1	0.4%
02 08		1	0.4%
03		1	0.4%
03 01		1	0.4%
03 07		1	0.4%
05		2	0.9%
05 06 07		1	0.4%
05 07		5	2.2%
05 07 09		1	0.4%
05 11		2	0.9%
06 08		1	0.4%
07		4	1.7%

File : rdc_qb_mig_attempts

q805: What precise steps have you undertaken to reach this country

Value	Label	Cases	Percentage
07 08		1	0.4%
07 10		1	0.4%
07 01		1	0.4%
07 08		4	1.7%
07 09		3	1.3%
07 11		1	0.4%
08 09		1	0.4%
08 11		3	1.3%
09		2	0.9%
09 10		1	0.4%
09 11		2	0.9%
1		4	1.7%
1 2 3		1	0.4%
10		16	7.0%
10 11 09		1	0.4%
11		27	11.7%
11 08		1	0.4%
11 8		1	0.4%
2		4	1.7%
3		10	4.3%
4		2	0.9%
5		8	3.5%
6		4	1.7%
7		41	17.8%
7 3 1		1	0.4%
8		23	10.0%
9		28	12.2%
.a		1	
.b		2	

Warning: these figures indicate the number of cases found in the data file. They cannot be interpreted as summary statistics of the population of interest.

q805_1: Step: Applied for enrollment at a university

Information	[Type= discrete] [Format=numeric] [Range= 0-1] [Missing=*]		
Statistics [NW/ W]	[Valid=233 /-] [Invalid=1874 /-]		
Universe	If q22 in 1		
Literal question	805. What precise steps have you undertaken to reach "country aimed for"? Applied for enrollment at a university		
Value	Label	Cases	Percentage
0	No	220	94.4%
1	Yes	13	5.6%
Sysmiss		1874	

Warning: these figures indicate the number of cases found in the data file. They cannot be interpreted as summary statistics of the population of interest.

File : rdc_qb_mig_attempts

q805_2: Step: Obtained a place at a university

Information	[Type= discrete] [Format=numeric] [Range= 0-1] [Missing=*]
Statistics [NW/ W]	[Valid=233 /-] [Invalid=1874 /-]
Universe	If q22 in 1
Literal question	805. What precise steps have you undertaken to reach "country aimed for"? Obtained a place at a university

Value	Label	Cases	Percentage
0	No	223	95.7%
1	Yes	10	4.3%
Sysmiss		1874	

Warning: these figures indicate the number of cases found in the data file. They cannot be interpreted as summary statistics of the population of interest.

q805_3: Step: Applied for a scholarship

Information	[Type= discrete] [Format=numeric] [Range= 0-1] [Missing=*]
Statistics [NW/ W]	[Valid=233 /-] [Invalid=1874 /-]
Universe	If q22 in 1
Literal question	805. What precise steps have you undertaken to reach "country aimed for"? Applied for a scholarship

Value	Label	Cases	Percentage
0	No	210	90.1%
1	Yes	23	9.9%
Sysmiss		1874	

Warning: these figures indicate the number of cases found in the data file. They cannot be interpreted as summary statistics of the population of interest.

q805_4: Step: Obtained a scholarship

Information	[Type= discrete] [Format=numeric] [Range= 0-1] [Missing=*]
Statistics [NW/ W]	[Valid=233 /-] [Invalid=1874 /-]
Universe	If q22 in 1
Literal question	805. What precise steps have you undertaken to reach "country aimed for"? Obtained a scholarship

Value	Label	Cases	Percentage
0	No	230	98.7%
1	Yes	3	1.3%
Sysmiss		1874	

Warning: these figures indicate the number of cases found in the data file. They cannot be interpreted as summary statistics of the population of interest.

q805_5: Step: Requested a housing/accomodation certificate

Information	[Type= discrete] [Format=numeric] [Range= 0-1] [Missing=*]
Statistics [NW/ W]	[Valid=233 /-] [Invalid=1874 /-]
Universe	If q22 in 1
Literal question	805. What precise steps have you undertaken to reach "country aimed for"? Requested a housing certificate, an accommodation certificate

Value	Label	Cases	Percentage
0	No	213	91.4%
1	Yes	20	8.6%
Sysmiss		1874	

File : rdc_qb_mig_attempts

q805_5: Step: Requested a housing/accomodation certificate

Warning: these figures indicate the number of cases found in the data file. They cannot be interpreted as summary statistics of the population of interest.

q805_6: Step: Obtained a housing/accomodation certificate

Information	[Type= discrete] [Format=numeric] [Range= 0-1] [Missing=*]
Statistics [NW/ W]	[Valid=233 /-] [Invalid=1874 /-]
Universe	If q22 in 1
Literal question	805. What precise steps have you undertaken to reach "country aimed for"? Obtained a housing certificate, an accommodation certificate

Value	Label	Cases	Percentage
0	No	224	96.1%
1	Yes	9	3.9%
Sysmiss		1874	

Warning: these figures indicate the number of cases found in the data file. They cannot be interpreted as summary statistics of the population of interest.

q805_7: Step: Applied for papers

Information	[Type= discrete] [Format=numeric] [Range= 0-1] [Missing=*]
Statistics [NW/ W]	[Valid=233 /-] [Invalid=1874 /-]
Universe	If q22 in 1
Literal question	805. What precise steps have you undertaken to reach "country aimed for"? Applied for papers

Value	Label	Cases	Percentage
0	No	163	70.0%
1	Yes	70	30.0%
Sysmiss		1874	

Warning: these figures indicate the number of cases found in the data file. They cannot be interpreted as summary statistics of the population of interest.

q805_8: Step: Obtained papers

Information	[Type= discrete] [Format=numeric] [Range= 0-1] [Missing=*]
Statistics [NW/ W]	[Valid=233 /-] [Invalid=1874 /-]
Universe	If q22 in 1
Literal question	805. What precise steps have you undertaken to reach "country aimed for"? Obtained papers

Value	Label	Cases	Percentage
0	No	194	83.3%
1	Yes	39	16.7%
Sysmiss		1874	

Warning: these figures indicate the number of cases found in the data file. They cannot be interpreted as summary statistics of the population of interest.

q805_9: Step: Saved money

Information	[Type= discrete] [Format=numeric] [Range= 0-1] [Missing=*]
Statistics [NW/ W]	[Valid=233 /-] [Invalid=1874 /-]
Universe	If q22 in 1
Literal question	805. What precise steps have you undertaken to reach "country aimed for"? Saved money

Value	Label	Cases	Percentage
0	No	193	82.8%

File : rdc_qb_mig_attempts

q805_9: Step: Saved money

Value	Label	Cases	Percentage
1	Yes	40	17.2%
Sysmiss		1874	

Warning: these figures indicate the number of cases found in the data file. They cannot be interpreted as summary statistics of the population of interest.

q805_10: Step: Green Card lottery

Information	[Type= discrete] [Format=numeric] [Range= 0-1] [Missing=*]
Statistics [NW/ W]	[Valid=233 /-] [Invalid=1874 /-]
Universe	If q22 in 1
Literal question	805. What precise steps have you undertaken to reach "country aimed for"? Participated in the Green Card lottery

Value	Label	Cases	Percentage
0	No	214	91.8%
1	Yes	19	8.2%
Sysmiss		1874	

Warning: these figures indicate the number of cases found in the data file. They cannot be interpreted as summary statistics of the population of interest.

q805_11: Step: Other

Information	[Type= discrete] [Format=numeric] [Range= 0-1] [Missing=*]
Statistics [NW/ W]	[Valid=233 /-] [Invalid=1874 /-]
Universe	If q22 in 1
Literal question	805. What precise steps have you undertaken to reach "country aimed for"? Other

Value	Label	Cases	Percentage
0	No	195	83.7%
1	Yes	38	16.3%
Sysmiss		1874	

Warning: these figures indicate the number of cases found in the data file. They cannot be interpreted as summary statistics of the population of interest.

q805_NR: Steps: No answer

Information	[Type= discrete] [Format=numeric] [Range= 0-2147483624] [Missing=*]
Statistics [NW/ W]	[Valid=233 /-] [Invalid=1874 /-]
Universe	If q22 in 1
Literal question	805. What precise steps have you undertaken to reach "country aimed for"? No answer

Value	Label	Cases	Percentage
0	No	233	100.0%
1	Yes	0	
Sysmiss		1874	

Warning: these figures indicate the number of cases found in the data file. They cannot be interpreted as summary statistics of the population of interest.

q805_a: Specify applied papers

Information	[Type= discrete] [Format=character] [Missing=*.b]
Statistics [NW/ W]	[Valid=82 /-] [Invalid=5 /-]
Universe	If q22 in 1 If q805_7 in 1

File : rdc_qb_mig_attempts

q805_a: Specify applied papers

Literal question 805. What precise steps have you undertaken to reach "country aimed for"?
Applied for papers => Specify which ones

Value	Label	Cases	Percentage
CARTE		1	1.2%
CERTIFICAT IMMIGRATION		1	1.2%
CHERCHER LE PASSEPORT ET CHERCHER L'APPUI DU FRE		1	1.2%
DEMANDE DE SOINS POUR L ENFANT		1	1.2%
DEMANDE DE VISA		2	2.4%
ESCROQUERIE		1	1.2%
Formulaires immigration, inscription et bourse		1	1.2%
IL ATTEND OBTENIR SON PASSEPORT		1	1.2%
INVITATION		1	1.2%
J'AVAIS DONNER L'ARGENT		1	1.2%
LA PRIS EN CHARGE		1	1.2%
LAISSER PASSE		1	1.2%
LAISSER PASSER		2	2.4%
LE PAPIER DE SEJOUR		1	1.2%
LE PASSE PORT ET LE VISA		1	1.2%
LE VISA		1	1.2%
LES PAPIERS QU IL FAUT POUR EGO VOYAGE		1	1.2%
PASS PORT		1	1.2%
PASSE PORT		1	1.2%
PASSEPORT		12	14.6%
PASSEPORT DEMANDE DE VISA		1	1.2%
PASSEPORT ET VASA		1	1.2%

File : rdc_qb_mig_attempts

q805_a: Specify applied papers

Value	Label	Cases	Percentage
PASSEPORT ET VISA		5	6.1%
PASSEPORT VISA		1	1.2%
UNE PRISE EN CHARGE		1	1.2%
VISA		30	36.6%
VISA TITRE DE VOYAGE CHEZ ONCLE		1	1.2%
VISA ET PASSE PORT		1	1.2%
VISA ET PASSPORT		1	1.2%
VISA PASSE PORT		1	1.2%
VISA PASSEPORT		1	1.2%
Visa		1	1.2%
Visa, passeport		1	1.2%
formulaire sur le net pr demander immÂ° legale		1	1.2%
visa de tourisme		1	1.2%
visa etudes		1	1.2%
.b		5	

Warning: these figures indicate the number of cases found in the data file. They cannot be interpreted as summary statistics of the population of interest.

q805_b: Specify obtained papers

Information	[Type= discrete] [Format=character] [Missing=*/.b]
Statistics [NW/ W]	[Valid=15 /-] [Invalid=14 /-]
Universe	If q22 in 1 If q805_8 in 1
Literal question	805. What precise steps have you undertaken to reach "country aimed for"? Obtained papers => Specify which ones

Value	Label	Cases	Percentage
AUCUN		3	20.0%
CARTE JAUNE		1	6.7%
Certif sel immigration Quebec (CSQ) Visa		1	6.7%
OBTENU UN VISA		1	6.7%
PASSEPORT		1	6.7%
PHOTO		1	6.7%
PRISE EN CHARGE ET VISA		2	13.3%

File : rdc_qb_mig_attempts

q805_b: Specify obtained papers

Value	Label	Cases	Percentage
Passeport et visa d'un tiers		1	6.7%
UNE PRISE EN CHARGE		1	6.7%
VISA		1	6.7%
pasport		1	6.7%
visa + pasport		1	6.7%
.b		14	

Warning: these figures indicate the number of cases found in the data file. They cannot be interpreted as summary statistics of the population of interest.

q805_c: Specify other steps

Information	[Type= discrete] [Format=character] [Missing=*/.b]
Statistics [NW/ W]	[Valid=29 /-] [Invalid=3 /-]
Universe	If q22 in 1 If q805_11 in 1
Literal question	805. What precise steps have you undertaken to reach "country aimed for"? Other => Specify

Value	Label	Cases	Percentage
ARRANGEMENT AVEC UN COMMERCANT DE MBANZA NGUNGU		1	3.4%
CARTE DE MEMBRE DE L UDPS		1	3.4%
CARTE DE MEMBRE DE L UDPS TEMOINGNE QU ON EST EN I		1	3.4%
CE SONT SES FRERES QUI SONT AUX ETATS UNIS QUI L O		1	3.4%
CHERCHER DU TRAVAIL		1	3.4%
DONNER L'ARGENT A UN MONSIEUR		1	3.4%
ECONOMISER		2	6.9%
Formulaire d'immigration		1	3.4%
Gagne millÂ° a la loterie - paye + visa Zambie		1	3.4%
IL VOULAIT ALLER COMME REFUGE A		1	3.4%

File : rdc_qb_mig_attempts

q805_c: Specify other steps

Value	Label	Cases	Percentage
Ã,,RTIR DE RAZAVILLE			
J AI DEMANDE LE PASSEPORT ET J AI ETE ESCROQUE		1	3.4%
JE DEPENDAIT DE L ETRANGER ENTIEREMENT		1	3.4%
JE VOYAGEAIS VERS L ANGOLA		1	3.4%
LA TUNISIE EATIT UNE OFFRE QUE LA SOCIETE A ACCEPT		1	3.4%
PROFITER DU RAPATRIEMEN' DES ANGOLAIS VIVANT EN RD		1	3.4%
Programme de migration 2) Avocat pr demarches		1	3.4%
RECU LE SOUTIEN DE LA FAMILLE		1	3.4%
SECRET POUR ELLE		1	3.4%
TCHECKER		1	3.4%
UNE AUTRE PERSONNE QUI FAISAIT TOUT		1	3.4%
Un faux passeport "français"		1	3.4%
VISA		1	3.4%
VOUS REMETTRE L ARGENT A QUELQU UN CE DERNIER VA F		1	3.4%
assiste a une journee d'information		1	3.4%
carte d'identite d'un ami		1	3.4%

File : rdc_qb_mig_attempts

q805_c: Specify other steps

Value	Label	Cases	Percentage
concours gagne au Congo pr partir aux USA		1	3.4%
contact avec la collegue qui y vivait		1	3.4%
demande de renseignements		1	3.4%
.b		3	

Warning: these figures indicate the number of cases found in the data file. They cannot be interpreted as summary statistics of the population of interest.

q806: For what reason have you not been successful

Information	[Type= discrete] [Format=character] [Missing=*]
Statistics [NW/ W]	[Valid=233 /-]
Universe	If q22 in 1
Literal question	806. According to you, for what reasons have you not (yet) been successful in getting to this country?
Post-question	FILTER : If the plans have been interrupted => 807 Otherwise => Next period
Interviewer's instructions	Note precisely and verbatim the entire response

Value	Label	Cases	Percentage
.a		1	0.4%
.b		1	0.4%
A CAUSE DE LA GUERRE QUI ETAIT EN ANGOLA		1	0.4%
A CAUSE DU REFOULEMENT EN 2008 EN ANGOLA		1	0.4%
A PARTIR DE BRAZAVILLE LES DEMARCHES N ONT PAS ABOUTIES		1	0.4%
ARRIVE AU PAYS VISE, MAIS REFUS D Y ENTRER		1	0.4%
ATTEND LES PAPIERS		1	0.4%
AU NIVEAU DE L'AMBASSADE IL YA DE COMPLICATION		1	0.4%
AVOIR BEAUCOUP D ARGENT POUR Y ACCEDER		1	0.4%

File : rdc_qb_mig_attempts

q806: For what reason have you not been successful

Value	Label	Cases	Percentage
BLOCAGE POLITIQUE		1	0.4%
BOURSE D ETUDES NON OBTENUE		2	0.9%
BOURSE REFUSEE		1	0.4%
C'est le fait que je suis venue en Belgique qui a freine l'elan		1	0.4%
CEUX QUI S OCCUPENT DES DOCUMENTS SONT TRES EXIGEANT		1	0.4%
COMPLICATION A LA FRONTIERE DE LA NAMIBIE ET LAFRIQUE DU SUD		1	0.4%
COMPLICATION POUR L OBTENTION DES DOCUMENTS		1	0.4%
Car il a obtenu un visa pour la Belgique		1	0.4%
DE RETOUR AU CONGO POUR VISITER LA FAMILLE ET MANQUE D ARGENT		1	0.4%
DECOURAGE PAR LE REFOULEMNET DES CON? GOLAIS EN ANGOLA		1	0.4%
DECOURAGEMENT		1	0.4%
DECOURAGEMENT SUITE AU TEMPS		1	0.4%
DECOURAGER PAR SON EPOUSE		1	0.4%
DECOURAGER PAR SON MARI		1	0.4%
DEMARCHES ARRETEES POUR		1	0.4%

File : rdc_qb_mig_attempts

q806: For what reason have you not been successful

Value	Label	Cases	Percentage
ENTAMER CELLES DE LA SUISSE			
DIEU N A PAS VOULU		1	0.4%
DIFFICULTE D OBTENIR UNE ATTESTATION D ACCUEIL		1	0.4%
ECHEC DES DEMARCHES		1	0.4%
ELLE N A JAMAIS SU SI LA DEMANDE A ETE REJETEE		1	0.4%
ESCROQUER PAR LE COMMISSIONN.		1	0.4%
ESCROQUERIE		5	2.1%
ESCROQUERIE DE L ARGENT DES DEMARCHES		1	0.4%
Elle n'a pas eu de reponses positives. Elle est tombee enceinte et c'est devenu trop risque.		1	0.4%
GRAND FRERE QUI DEVRAIT M'EPAULER AVAIT ABANDONNER LES DEMARCHES		1	0.4%
IL M' AVAIT ESCROQUE		1	0.4%
IL N A PAS ENCORE SON PASSEPORT		1	0.4%
IL N A PAS EU SON VISA MAIS IL SON PASSE PORT		1	0.4%
IL N A PAS OBTENU LA REONSE DE DEMANDE D INSCRIPTION		1	0.4%
INSUFFISANCE DE MOYEN		1	0.4%
Il a ete arrete en hollande/		1	0.4%

File : rdc_qb_mig_attempts

q806: For what reason have you not been successful

Value	Label	Cases	Percentage
Il n'y avait plus de place dans l'avion et apres je n'avais plus de visa. j'ai refait la demande mais j'ai ete arrete		1	0.4%
J AI ETE ESCROQUE		2	0.9%
J AI PAS OBTENU DE PRISE EN CHARGE		1	0.4%
J AI STOPPE LES DEMARCHES		1	0.4%
J AIVAS MEME PASSE LINTERVIEW MAIS O NE M A PAS ACCORDE LE VISA		1	0.4%
J ATTENDS L INVITATION		1	0.4%
J AVAIS REUSSI AU TEST MAIS MANQUE DE RECOMMANDA		1	0.4%
J AVAIS TAUS LES DOCUMENTS MAIS OU AVAIT REFOULE NOS FRERE CONGOLAIS		1	0.4%
J ETAIS ESCROQUE		1	0.4%
J'ENTEND L'OBTENTION DE PAPIER		1	0.4%
J'ai arrete les demarches sur demande de ma femme		1	0.4%
J'ai trouve un mari qui repondait a mes criteres. Sa situation ne permettait pas d'aller la. J'ai renonce.		1	0.4%
JAMAIS EU DE REPONSE		2	0.9%

File : rdc_qb_mig_attempts

q806: For what reason have you not been successful

Value	Label	Cases	Percentage
JE DEVAIS ALLER RESOUDRE UN PROBLEME A KIKWIT		1	0.4%
JE GERE LE CHANTIER DE MA SOEUR		1	0.4%
JE N AI NCORE LE VISA		1	0.4%
JE N AI PAS ENCORE LES DOCUMENTS DEMANDES		1	0.4%
JE N AI PAS ENCORE OBTENU LES PAPIERS DEMANDES		1	0.4%
JE N AI PAS EU DES BOURSES		1	0.4%
JE N AI PAS EU LE VISA		1	0.4%
JE N AI PAS OBTENU LE VISA		1	0.4%
JE N AI PAS OBTENU UNE PRISE EN CHARGE, JE SUIS MIEUX ICI AU UK		1	0.4%
JE N AI PAS OBTENU UNE PRISE EN CHARGE, JE SUIS MIEUX ICI EN UK		1	0.4%
JE N AI PAS OBTENUE LE VISA		1	0.4%
JE N AI PAS REUSSI A LA LOTERRIE		1	0.4%
JE N AI PLUS D ARGENT		1	0.4%
JE N AI PPAS OBTENU LE VISA		1	0.4%
JE N ARRIVE PAS A OBTENIR LE VISA ET DE PLUS JE SUIS ENTRAIN DE		1	0.4%

File : rdc_qb_mig_attempts

q806: For what reason have you not been successful

Value	Label	Cases	Percentage
REUNIR LES MOYENS			
JE N AVAIS PAS OBTENU LA BOURSE DEMANDEE		1	0.4%
JE N AVAIS PAS OBTENU LE VISA		1	0.4%
JE N AVAIS PAS OBTENU UNE INSCRIPTION		1	0.4%
JE N AVAIS PAS TOTALISE LE MONTANT QU IL FALLAIT		1	0.4%
JE N ETAIS PAS RETENU COMME CANDIDAT A L INTERVIEW		1	0.4%
JE N ETAIS PAS RETENUE POUR LA LOTTERIE		1	0.4%
JE N ETAIS PAS SELECTIONNE		1	0.4%
JE N OBTIENT PAS TOUJOURS LES PAPIERS		1	0.4%
JE N'ETAIS PAS BIEN GUIDE POUR Y ARRIVER		1	0.4%
JE N'ETAIS PAS RETENUE		1	0.4%
JE NE SUIS PAS ENCORE SELECTIONNE		1	0.4%
JE PORTAIS UNE GROSSESSE DE HUIT MOIS CE QUI M A EMPECHE DE MONTER DANS L AVION		1	0.4%
Je n'ai pas ete retenue		1	0.4%
Je n'ai pas eu la bourse		1	0.4%

File : rdc_qb_mig_attempts

q806: For what reason have you not been successful

Value	Label	Cases	Percentage
Je n'ai pas fait le maximum. Il hésitait beaucoup. Il était pas décidé à aller au Canada.		1	0.4%
Je n'ai pas obtenu le visa demandé à temps et ça durait déjà		1	0.4%
Je suis d'abord passé par la Zambie et je m'y suis plu alors j'y suis resté		1	0.4%
L AMI M A ESCROQUE		1	0.4%
L ARGENT AVAIT FAIT DEFAULT		1	0.4%
L ESCROQUERIE, ON M AVAIT DETOURNE		1	0.4%
L'ARGENT ETAIT INSUFISANT POUR PARTIR AU NIGERIA		1	0.4%
L'ESCROQUERIE PAR LA PERSONNE AVEC QUI ON DEVAIT PARTIR		1	0.4%
L'avocat me demandait beaucoup d'argent (300\$,-), j'ai arrêté.		1	0.4%
LA PERSONNE QUI DEVAIT M'ACCOMPAGNER MAVAIT ABANDONNEE		1	0.4%
LA PERSONNE QUI FAISAIT LES DEMARCHES POUR MOI MAVAI ESCROQUE TOUT L'ARGENT		1	0.4%
LA POSSIBILITE D'ALLER EN		1	0.4%

File : rdc_qb_mig_attempts

q806: For what reason have you not been successful

Value	Label	Cases	Percentage
BELGIQUE S EST PRESENTEE.			
LA SITUATION POLITIQUE		1	0.4%
LE DECOURAGEMENT		1	0.4%
LE GRAND FRERE NAVAIT PLUS D'ARGENT		1	0.4%
LE MANQUE D'ARGENT		1	0.4%
LE MONSIEUR NOUS A ESCROQUE		1	0.4%
LE MPARI A ETE PVIRE		1	0.4%
LE PASS PORT A POSE PROBLEME		1	0.4%
LE PASSEPORT CONGOLAIS EST ACCEPTE DIFICILEMENT		1	0.4%
LE PASSEPORT ETAIT FALSIFIE PAR UNE AUTRE PERSONNE		1	0.4%
LE POURCENTAGE OBTENU NE M A PAS PERMI D'ETUDIER LA BAS		1	0.4%
LE SOUS BASSEMENT NE TENNAIT PAS		1	0.4%
LE VISA ETAIT FAUX ET LE NUMERO DE LA PRISE EN CHARGE ETAIT DIFFERENT AVEC CELLE DE PASSEPORT		1	0.4%
LE VISA N ETAIT PAS SORTI		1	0.4%

File : rdc_qb_mig_attempts

q806: For what reason have you not been successful

Value	Label	Cases	Percentage
LES CONGOLAIS QUI NOUS AVAIENT PRECEDES AVAIENT ABUSE ILS SONT ALLES FAIRE AUTRE CHOSE		1	0.4%
LES DEMARCHES N ONT PAS ABOUTIT		2	0.9%
LES DEMARCHES N ONT PAS TENUES		1	0.4%
LES DEMARCHES N OT PAS ABOUTIES		1	0.4%
LES DEMARCHES ONT TROP DUREE		1	0.4%
LES DOCUMENTS N'ETAIENT PAS AU COMPLET		1	0.4%
LES ENFANTS		1	0.4%
LES GENS DE LIMMIGRATION AVAIT ANNULE MON VOYAGE		1	0.4%
LES GENS QUI FAISAIENT LES DEMARCHES ADMINISTRATI NOUS ROULAIENT		1	0.4%
LES MOYENS FINANCIERS NE SONT PAS REUNIS		1	0.4%
LES PARTENAIRES NE SONT PLUS REVENUS POUR PARTIR AVEC EUX		1	0.4%
LES REALITES DE LA VIE		3	1.3%

File : rdc_qb_mig_attempts

q806: For what reason have you not been successful

Value	Label	Cases	Percentage
La bourse a ete donnee a quelqu'un d'autre		1	0.4%
La bourse ne m'a pas ete accordee en raison de la dette de la Faculte envers l'organisation PTCI		1	0.4%
La personne relais n'a pas ete serieuse		1	0.4%
Le document "papier" d'inscription ne m'est pas parvenu (seul le scan etait la)		1	0.4%
Le site internet etait mauvais => on demandait de payer		1	0.4%
MAIS JE N'AVAIS PAS ATTEINT LE MONTANT EXIGE		1	0.4%
MALADIE		1	0.4%
MANQUE D'ARGENT POUR ACHETER LE BILLET		1	0.4%
MANQUE D'UN DOCUMENT IMPORTANT		1	0.4%
MANQUE DE DOCUMENTS		1	0.4%
MANQUE DE PRISE EN CHARGE		1	0.4%
MANQUE DES MOYENS		2	0.9%
MANQUE DES MOYENS POUR CONTINUER LES DEMARCHES		1	0.4%
MES AFFAIRES COMMENCAIENT A PAYER AU PAYS		1	0.4%

File : rdc_qb_mig_attempts

q806: For what reason have you not been successful

Value	Label	Cases	Percentage
MOI MEME ET LE FAIT QUE JE N'AI PAS OBTENU UN VISA ET LE TITRE DE SEJOUR		1	0.4%
MON GRAND FRERE EST PARTI A MA PLACE		1	0.4%
MON MARI A DECIDE QUE JE POURSUIVE MES ETUDES		1	0.4%
MON MARI ETAIT DECEDE		1	0.4%
MON MARIE A REFUSE QUE J Y AILLE APRES MON MARIAGE		1	0.4%
MON PASSEPORT N A JAMAIS ETE DELIVRE		1	0.4%
MON VISA N ETAIT PAS SORTI		1	0.4%
MOYEN BLOQUE		1	0.4%
Mon ex-femme etait devenue belge et j'aurai pu obtenir la nationalite belge		1	0.4%
N AVAIS PAS OBTENU LES DOCUMENTS POUR SORTIR DU CONGO.		1	0.4%
N'a pas de garantie monetaire suffisante pour repondre aux conditions		1	0.4%
N'a pas gagne a la loterie (green card)		1	0.4%
NOS PREDECESSEUR AVAIENT ABUSE LA CONFIANCE DES BAILLEURS		1	0.4%

File : rdc_qb_mig_attempts

q806: For what reason have you not been successful

Value	Label	Cases	Percentage
NOUS ATTENDONS LE PASS PORT		1	0.4%
NOUS SOMMES A L ATTENTE DE LA REPONSE		1	0.4%
ON A REFUSE DE ME DONNER LE VISA		1	0.4%
ON A REFUSER LE VISA		1	0.4%
ON ATTEND LE RESULTAT DE LA LOTERIE		1	0.4%
ON AVAIT CONSTATE QUE CE PROJET DE REFUGIE ETAIT CONNU DE TOUS		1	0.4%
ON M A REFUSE LE VISA		1	0.4%
ON M AVAIT ESCROQUE L ARGENT		1	0.4%
ON M AVAIT ESCROQUE TOUT L ARGENT ECONOMISE		1	0.4%
ON M AVAIT EXIGE UNE SOMME DE 5000\$ QUE JE N AVAIS PAS		1	0.4%
ON M AVAIT OCTROYER UN MAUVAIS VISA		1	0.4%
ON M AVAIT ZSCROQUE L ARGENT		1	0.4%
ON M AVOLE LE CAPITAL PAT UNE FEMME		1	0.4%
ON MA REFUSE LE VISA		1	0.4%
ON ME DECOURAGE		1	0.4%

File : rdc_qb_mig_attempts

q806: For what reason have you not been successful

Value	Label	Cases	Percentage
ET PUIS LES ELECTIONS DE SASSOU			
ON ME REFUSE LE VISA		1	0.4%
ON N A PAS ENCORE DONNE LE VISA		1	0.4%
ON N A PAS GAGNE LA LOTTERIE		1	0.4%
ON N A PAS OBETNU LES PAPIERS POUR ALLER A BELGIQUE EN AFRIQUE DU SUD.		1	0.4%
ON NE GAGNAIT PAS A LA COTERIE LA C ETAIT DIFICILE D Y ALLER		1	0.4%
PARCE QUE J AVAIS CHANGER D OPTION ET OPTER POUR L ANGOLA		1	0.4%
PAS ASSEZ D ARGENT		1	0.4%
PAS ASSEZ DE MOYEN		1	0.4%
PAS D ARGENT		1	0.4%
PAS D ARGENT POUR LE VISA		1	0.4%
PAS D INSCRIPTION OBTENUE, PAS DE BOURSE D ETUDES NON PLUS.		1	0.4%
PAS D OBTENTION DE VISA		1	0.4%
PAS D OBTENTION DE VISA		1	0.4%
PAS D OPTENTION DE VISA		1	0.4%

File : rdc_qb_mig_attempts

q806: For what reason have you not been successful

Value	Label	Cases	Percentage
PAS DA RGENT		1	0.4%
PAS D'ARGENT		1	0.4%
PAS DE CERTIFICAT D HEBERGEMENT		1	0.4%
PAS DE POSSIBILITES		1	0.4%
PAS DE REPONSE A MA DEMANDE DE BOURSE		1	0.4%
PAS DE REPONSE POSITIVE		1	0.4%
PAS DE REUSSITE A LA LOTERIE		1	0.4%
PAS DE VISA		4	1.7%
PAS DE VISA ACCORDE		1	0.4%
PAS DES MOYENS FINANCIER		1	0.4%
PAS DES MOYENS FINANCIERS		1	0.4%
PAS D'OBTECTIONS DES DOCUMENTS		1	0.4%
PAS VISA		1	0.4%
Parce que changement de destination du circuit d'obtention de visant avec changt de gouvernement		1	0.4%
Parce que je devais terminer mes etudes et c'est une solution de 2eme choix. Si je trouve du travail en Belgique , je veux rester en Belgique car j'aime ce pays. Au Canada il doit faire froid.		1	0.4%
Pas de prise en charge, la connaissance du		1	0.4%

File : rdc_qb_mig_attempts

q806: For what reason have you not been successful

Value	Label	Cases	Percentage
frere ne l'a pas faite			
REFUS D OCTROI DU VISA		1	0.4%
REFUS DE DEMANDE D ATTESTATION D ACCUEIL		1	0.4%
REFUS DE DONNER LE VISA		1	0.4%
REFUS DE SON EPOUSE QUI VOULAIT QUE CET ARGENT SOIT EPARGNE		1	0.4%
REFUS DE VISA		1	0.4%
REFUS DU CERTIFICAT D HEBERGEMENT		1	0.4%
REFUS DU VISA		1	0.4%
Raisons liees aux etudes, finance, famille doit rester au pays		1	0.4%
S'est fait arreter au moment de l'embarquement a Amsterdam		1	0.4%
SUIS TOMBE MALADE PENDANT LA PERIODE DE DEMARCHE		1	0.4%
SUITE AU DESORDRE DE NOTRE PAYS CAR IL YA EU FERMETURE DE TOUTE LES SORTIES		1	0.4%
SUITE A L ENTREE DE L AFDL ON ACCORDAIT PAS DE VISA AU CONGOLAIS		1	0.4%
TRACASSERIE DANS L AVION AU NIVEAU DE LAGOS		1	0.4%

File : rdc_qb_mig_attempts

q806: For what reason have you not been successful

Value	Label	Cases	Percentage
TRAVAIL PAS OBTENU		1	0.4%
UN MONSIEUR QUI A COMPLIQUE LA SITUATION		1	0.4%
VISA REFUSE		1	0.4%
VOL DE L ARGENT DESTINE AU VOYAGE		1	0.4%
c'etait trop loin, surtout par rapport a ses parents		1	0.4%
car il a ete bloque en Belgique		1	0.4%
car il n'a pa recu l'inscription		1	0.4%
difficile de rassembler les docs encore en RDC tres selectif		1	0.4%
fallait une caution de 30.000\$		1	0.4%
il a recu le visa pour la Belgique avant		1	0.4%
il y avait divergences de vue entre la patronne et moi		1	0.4%
pas de bourse		3	1.3%
pas de travail trouve au Canada		1	0.4%
visa refuse (fuite cerveaux crainte de ne rentrer)		1	0.4%

Warning: these figures indicate the number of cases found in the data file. They cannot be interpreted as summary statistics of the population of interest.

q806c2: Reasons for attempt failure coded level 2

Information	[Type= discrete] [Format=numeric] [Range= 111-2147483624] [Missing=*]		
Statistics [NW/ W]	[Valid=231 /-] [Invalid=1876 /-]		
Universe	If q22 in 1		
Notes	Reasons for attempt failure coded level 2, constructed from the open variable q806 (detailed codes more than 20)		
Value	Label	Cases	Percentage
111	Visa refusal/couldn't get visa	34	14.7%
112	No visa	3	1.3%
113	Difficulties to get documents	5	2.2%

File : rdc_qb_mig_attempts

q806c2: Reasons for attempt failure coded level 2

Value	Label	Cases	Percentage
114	Fake documents	2	0.9%
115	A document missing/no accomodation certificate/no bank state	12	5.2%
116	Not authorized to enter the country / was turned back	1	0.4%
117	Was arrested at borders / was repatriated	4	1.7%
118	Process too long / Slow and heavy administrative matters	1	0.4%
119	Didn t win the lottery (green card)	8	3.5%
121	Authorities think he will not come back	2	0.9%
122	Failed his interview to obtain legal documents	5	2.2%
123	Registration does not success	2	0.9%
211	Marriage	1	0.4%
212	Pregnancy / had a child	2	0.9%
213	Want to take a family member with him	1	0.4%
214	Family s refusal / opposition to departure / family pressure	5	2.2%
215	His family is here / want to stay with his family	2	0.9%
216	Death of a family member	1	0.4%
217	Separation	0	
218	Family problems	0	
219	Family/ friends failed to bring him there	2	0.9%
220	Family member who was supposed to help him came back/ died	1	0.4%
221	Illness	1	0.4%
222	Other family reasons	0	
223	Other personal reasons	0	
311	No scholarship / Didn t get the scolarship	13	5.6%
312	Problem with the employment contract at destination	1	0.4%
313	Financial requirements too high/ costly process / financiall	18	7.8%
314	Financial problems/ not enough money/no job	13	5.6%
411	Ongoing steps / started the process	2	0.9%
412	Awaiting for documents / delay period for the file	4	1.7%
413	Awaiting for somebody to to take him there	0	
414	Family/ friend is dealing with documents	0	
415	Awaiting for setting his affairs here	0	
416	Awaiting for registration	0	
511	Agent/ smugler took his money / swindled him	22	9.5%
512	Agent/ smugler dropped him at a wrong destination	1	0.4%
513	Problems with the agent/ the agent failed	2	0.9%
514	Was swindled for the visa	0	
515	Lost on the sea/problem with the canoe	0	
516	Familly/friends fail to bring him there	0	
517	No support/no accomodation	8	3.5%
518	Family member who was supposed to help him came back/died	0	
611	Passed an examination / got registered to an university	0	
612	Change of destination/ setting up a plan for another country	7	3.0%
613	Change of mind / decision not to go/ not interested anymore	1	0.4%

File : rdc_qb_mig_attempts

q806c2: Reasons for attempt failure coded level 2

Value	Label	Cases	Percentage
614	Easier to stay / want to work here /want to succeed here	1	0.4%
615	Prefer/ appreciate his country of residence	0	
616	Not ready	0	
617	Friend s advice (not to go)	0	
618	Must achieve his studies	1	0.4%
619	Found a job	1	0.4%
620	Is looking for another solution	0	
621	The life goes on	0	
622	Decision to go back to the home country	0	
711	God / destiny / no luck	1	0.4%
712	Discouragement / frustration / lost the hope	9	3.9%
713	No step undertook / Don t know the steps to undertake/ diffi	1	0.4%
714	Project not well-planned/ not serious	3	1.3%
715	Had not the occasion	0	
716	Not the right time / not the time of his luck	0	
717	Language barrier/difficulties	0	
718	Steps failed / tried many times but failed	9	3.9%
719	No other choice/ no other solution/ unworkable project / no	0	
720	Waste of time	0	
721	Other	13	5.6%
722	Don t know	0	
723	Don t want to say	0	
724	Stop in other county of transit	2	0.9%
725	Impossible/No change to reach/hard to reach from the origin	3	1.3%
Sysmiss		1876	

Warning: these figures indicate the number of cases found in the data file. They cannot be interpreted as summary statistics of the population of interest.

q806c1: Reasons for attempt failure coded level 1

Information	[Type= discrete] [Format=numeric] [Range= 1-7] [Missing=*]
Statistics [NW/ W]	[Valid=231 /-] [Invalid=1876 /-]
Universe	If q22 in 1
Notes	Reasons for attempt failure coded level 1, constructed from the open variable q806

Value	Label	Cases	Percentage
1	Administrative reasons	79	34.2%
2	Familial and personal reasons	16	6.9%
3	Financial reasons	45	19.5%
4	Waiting/steps current	6	2.6%
5	Problems with intermediate/other supports	33	14.3%
6	New projects	11	4.8%
7	Other reasons	41	17.7%
Sysmiss		1876	

Warning: these figures indicate the number of cases found in the data file. They cannot be interpreted as summary statistics of the population of interest.

File : rdc_qb_mig_attempts

q807: For what reason did you stop attempt

Information	[Type= discrete] [Format=character] [Missing=*]
Statistics [NW/ W]	[Valid=192 /-]
Universe	If q22 in 1 If the plans have been interrupted
Literal question	807. For what reason(s) did you abandon the plan of migrating to this country?
Interviewer's instructions	Note precisely and verbatim the entire response

Value	Label	Cases	Percentage
.a		1	0.5%
.b		13	6.8%
A CAUSE DE MENECE ET DE L INSECURITE		1	0.5%
A OBTENU DU BOULOT		1	0.5%
A obtenu un visa belge		1	0.5%
A prefere aller en Belgique Prise en charge belge (garant en Belgique)		1	0.5%
AGE AVANCE TROP DE DEPENSE POUR LE VISA		1	0.5%
APRES MON REFUS D ENTRER EN GRECE, J AI DECIDE D ARRETER LES DEMARCHES.		1	0.5%
BOURSE NON OBTENUE		1	0.5%
C EST TROP LOIN ET JE N AI PLUS ENVIE D Y ALLER LA BAS.		1	0.5%
CELA DEPEND DES ORGANISATEUR		1	0.5%
CHANGEMENT D AMBITION		1	0.5%
COMME IL M'A BOUFFE TOUT L'ARGENT QUE JE VOULAIS UTILISER POUR LE DIAMANT		1	0.5%

File : rdc_qb_mig_attempts

q807: For what reason did you stop attempt

Value	Label	Cases	Percentage
COMPLICATION AU NIVEAU DE LA FRONTIERE		1	0.5%
Car c'etait trop pour les parents pour une seule personne		1	0.5%
Car plus envie veut rentrer au Congo		1	0.5%
Change d'avis		1	0.5%
DECES DE L EPOUX		1	0.5%
DECOURAGE		2	1.0%
DECOURAGEMENT		6	3.1%
DECOURAGEMENT DES LE RETOUR AU PAYS		1	0.5%
DECOURAGEMENT ET DEPENSE DE L ARGENT		1	0.5%
DECOURAGEMENT ET RESTER FAIRE SA VIE		1	0.5%
DECOURAGER		1	0.5%
DEPUIS QUE LE MARI A PROMI DE LA FAIRE VENIR ET LES DEMARCHES N ONT PLUS ABOUTIES		1	0.5%
DIEU M'A REVELE PAR SES SERVITEURS DE NE PAS VOYAGER		1	0.5%
EGO N'AVAIT PAS ASSEZ DES DE MOYENS (ARGENT)		1	0.5%
ESCROQUERIE		3	1.6%
Elle est tombee enceinte. cela devenait trop risque et elle a ete regularisee		1	0.5%
FATIGUE SANS SUITE		1	0.5%
FUITE D ARGENT DE		1	0.5%













File : rdc_qb_mig_attempts

q807: For what reason did you stop attempt

Value	Label	Cases	Percentage
LA PERSONNE QUI NOUS GUIDAIT			
IL AVAIT FALLU COUVRIR 80 POURCENT DE BILLET SOI MEME MAIS ON AVAIT PAS CET ARGENT		1	0.5%
IL AVAIT VENDU LE BILLET		1	0.5%
IL EST FATIGUE SEULEMENT MAIS S IL YA OUVERTURE IL VA COMMENCER ENCORE LES DEMARCHES		1	0.5%
IL FALLAIT QUE JAJOUTE ENCORE DE LARGENT ET MOI JEN AVAIT PLUS		1	0.5%
IL M AVAIT FALLU COUVRIR 80 POURCENT DES FRAIS DE BILLETS CE QUI N ETAIT POSSIBLE		1	0.5%
IL N AVAIT PLUS L ARGENT POUR CONTINUER LES DEMARCHES		1	0.5%
IL Y AVAIT MA MERE QUI M AVAIT DECOURAGE DE POURSUIVRE LES DEMARCHES		1	0.5%
IL a fait une demande d'asile en Hollande.		1	0.5%
INSUFFISANCE DE L ARGENT NECESSAIRE POUR LA		1	0.5%

File : rdc_qb_mig_attempts

q807: For what reason did you stop attempt

Value	Label	Cases	Percentage
PRISE EN CHARGE			
Il n'y a rien de concret Il a garde un contact telephonique avec les societes presentes durant cette journee		1	 0.5%
J AI ATTENDU PENDANT PLUS D UNE ANNEE SANS REACTION FAVORABLE		1	 0.5%
J AI AUTRE CHOSE A FAIRE		1	 0.5%
J AI COMPRIS QUE LA MORT EST PARTOUT		1	 0.5%
J AI COMPRIS QUE LA VIE ET LA MORT SE TROUVENT PARTOUT		1	 0.5%
J AI DECIDE DE REJOINDRE LE PAYS PAR LUBUMBASHI		1	 0.5%
J AI ETE DECOURAGE		1	 0.5%
J AI JUGE BON D ETUDIER ICI		1	 0.5%
J AI PERDU BEAUCOUP D ARGENT DANS LES DEMARCHES		1	 0.5%
J AI PREFERE TENTER LE RU		1	 0.5%
J AI SENTI QU IL YA AUSSI INSECURITE EN ANGOLA		1	 0.5%
J AI TROP DEPENSE		1	 0.5%
J AVAIS PAS SUFFUSAMENT D ARGENT POUR CONTINUER LES DEMARCHES		1	 0.5%

File : rdc_qb_mig_attempts

q807: For what reason did you stop attempt

Value	Label	Cases	Percentage
J AVAIS REPRIS LES ETUDES		1	0.5%
J ETAIS DECOURAGER		1	0.5%
J SUIS DECOURAGE		1	0.5%
J'AVAIS DECIDE D'ALLER EN ANGOLA		1	0.5%
J'ai laisse tomber		1	0.5%
J'attendais le document "papier" de l'inscription qui n'est pas arrive		1	0.5%
J'AVAIS TROUVE BON DE RESTER FOURNIR DES BILLETS CAR SA RAPPORTAIT		1	0.5%
JE N'AVAIS PAS D'APPUI POUR CONTINUER LES DEMARCHES ET J'ETAIS BLOQUE		1	0.5%
JE DEVAIS ENCORE RECHERCHER L ARGENT QUE JE N AVAIS PAS		1	0.5%
JE ME SUIS CASSE DATTENDRE UNE AUTRE PERSONNE		1	0.5%
JE ME SUIS DIT QUON PEUT LE SOIGNER MEME EN AFRIQUE DU SUD		1	0.5%
JE N AI PAS OBTENU LE VISA		1	0.5%
JE N AI PLUS LE FONDS VOULU POUR LES DEMARCHES		1	0.5%

File : rdc_qb_mig_attempts

q807: For what reason did you stop attempt

Value	Label	Cases	Percentage
JE N ARRIVAIS PAS A ATTEINDRE LE MONTANT SOHAITE		1	0.5%
JE N AVAIS PLUS ASSEZ D ARGENT POUR SUIVRE TOUTE LES DEMARCHES		1	0.5%
JE N ETAIS PAS RETENUE		1	0.5%
JE N'avait pas assez d'argent		1	0.5%
JE NE POUVAIS PAS LAISSER MES ENFANTS		1	0.5%
JE NH AVAIS PLUS DECONOMIE POUR SUIVRE LES DEMATCHES		1	0.5%
JE SUIS A LA POLICE PLUS MOYEN DE CONTINUER		1	0.5%
JE SUIS DECOURAGER		1	0.5%
JE TROUVAIT QUE MEME ICI JE NE POUVAIS M EN SORTIR ET UN COUSIN M A FAIT VOIR QU A L ETANGER LA VIE N EST PAS FACILE		1	0.5%
Je n'etais plus interesse		1	0.5%
Je suis en Belgique et je ne peux rien faire sans papier		1	0.5%
L ARGENT ETAIT EPUISE		1	0.5%
L ETAT AVAIT REOUVERT LES UNIVERSITES		1	0.5%
L ONCLE ETAIT DECEDE		1	0.5%

File : rdc_qb_mig_attempts

q807: For what reason did you stop attempt

Value	Label	Cases	Percentage
L UNIVERSITE M AVAIT REPONDU NEGATIVEMEN		1	0.5%
L'OBJECTIF N'ETAIT PAS ATTEINT LE DECOURAGEMENT		1	0.5%
LA DECEPTION IL Y A BEAUCOUP DES CONDITIONS		1	0.5%
LA PERSONNE QUI FAISAIT LES DEMARCHES NE M APPELAIT PLUS ET LE DOSSIER EST SANS SUITE		1	0.5%
LA SITUATION DE VISA ETAIT DEVENU COMPLIQUEE IL FALLAIT FAIRE DE MANOEUVRES POUR EN AVOIR		1	0.5%
LE COMMISSIONN. ETAIT DECEDE		1	0.5%
LE DECOURAGEMENT		1	0.5%
LE MARI EST RENTRE AU PAYS		1	0.5%
LE PASSEPORT ETAIT EXPIRE		1	0.5%
LES DEMARCHES N'ONT PAS ABOUTI ET J'ETAIS DECOURAGE		1	0.5%
LES DEMARCHES N ABOUTISSENT PAS		1	0.5%
LES MOYENS FINANCIERS NE LUI		1	0.5%

File : rdc_qb_mig_attempts

q807: For what reason did you stop attempt

Value	Label	Cases	Percentage
PERMETTAIENT PAS			
LORSQUE J'AVAIS EU MON ENFANT		1	0.5%
La bourse a ete donnee a quelqu'un d'autre		1	0.5%
Le montant exige etait trop eleve		1	0.5%
Les gens m'ont conseille d'arreter en attendant la nationalite belge que j'avais sollicitee		1	0.5%
MALADIE		1	0.5%
MANQUE D'ARGENT		1	0.5%
MANQUE D ARGENT		1	0.5%
MANQUE DARGENT		1	0.5%
MANQUE DE MOYENS		1	0.5%
MANQUE DES MOYENS		2	1.0%
MON CONTACT ETAIT REVENU AU PAYS		1	0.5%
MON FRERE S ETAIT DEPLACE		1	0.5%
MON MARI A DECIDE DE VIVRE AU CONGO		1	0.5%
MON MARI A REFUSE		1	0.5%
MON MARI M A DEMANDE D ARRETER		1	0.5%
MON MARI M A DIT DE NE PLUS CONTINUER ET QUE LUI MEME VA S EN OCCUPER		1	0.5%
MON MARI QUI DEVAIT M		1	0.5%

File : rdc_qb_mig_attempts

q807: For what reason did you stop attempt

Value	Label	Cases	Percentage
ACCUEILLIR N ETAIT PLUS			
Manque des moyens pour partir (financier)		1	0.5%
N'a pas gagne a la loterie (green card)		1	0.5%
NOUS AVIONS PERDU BCP D ARGENT		1	0.5%
ON LUI AVAIT REPONDU LORSQU ELLE A FAIT SA DEMANDE D UNE BOURSE D ETUDES		1	0.5%
ON M A ESCROQUE DE L ARGENT		1	0.5%
ON NAVAIT PLUS D'ARGENT		1	0.5%
PAR MANQUE DE MOYEN		1	0.5%
PAR MANQUE DE MOYENS		1	0.5%
PARCE QUE LES FINANCEMENT NE VENAIENT PLUS		1	0.5%
PARCEQUE J ETAIS MALADE		1	0.5%
PARCEQUE LA PERSONNE QUI FAISAIT POUR MOI LES DEMANDES DE VISA M AVAIT ESCROQUE L ARGENT		1	0.5%
PAS ASSEZ DE POSSIBILITES		1	0.5%
PAS D ARGENT		1	0.5%
PAS D ARGENT POUR CONTINUER LES DEMARCHES		1	0.5%
PAS D ARGENT		1	0.5%

File : rdc_qb_mig_attempts

q807: For what reason did you stop attempt

Value	Label	Cases	Percentage
POUR ENTREPRENDRE LES DEMARCHES			
PAS DE BOURSE D ETUDES		1	0.5%
PAS DE DOCUMENTS NECESSAIRES POUR Y ARRIVER		2	1.0%
PAS DE MOYENS POUR PAYER LES ETUDES		1	0.5%
PAS DES MOYENS FINANCIERS		1	0.5%
PAS MOYEN DE CONTINUER LES DEMARCHES		1	0.5%
PAS MOYENS FINANCIERS,		1	0.5%
PERTE DE TEMPS DU AU MANQUE DE TRAVAIL VOULU		1	0.5%
PLUS D ARGENT ET EXPIRATION DU VISA		1	0.5%
PLUS D ARGENT OUR CONTINUER LES DEMARCHES		1	0.5%
PLUS D ARGENT POUR CONTINUER LES DEMARCHES		2	1.0%
PLUS D ARGENT POUR FAIRE DES DEMARCJHES		1	0.5%
PLUS D ARGENT POUR TERMINER LES DEMARCHES		1	0.5%

File : rdc_qb_mig_attempts

q807: For what reason did you stop attempt

Value	Label	Cases	Percentage
PLUS DA RGENT POUR LES DEMARCHES		1	0.5%
PLUS DE SOUTIEN FINANCIER		1	0.5%
PLUS ENVIE DE PARTIR		1	0.5%
POUR ESCROQUERIE		1	0.5%
Parce que j'allais devenir belge pour des raisons familiales		1	0.5%
Parce que le circuit d'obtention de visa est devenu plu facile vers la France		1	0.5%
Pas de bourse, pas de visa		1	0.5%
Pas obtenu de bourse d'etude		1	0.5%
QUAND JE SUIS ALLE EN AFRQUE DU SUD ET J AI VU COMMENT LES ETRANGERS SOUFFRE ET J ETAIS DECOURAGE		1	0.5%
Qd je me suis marie, mon epouse a refuse car il fallait aller ensemble. Elle voulait que l'on aille a 2.		1	0.5%
REFOULEMENT		1	0.5%
REFUS DE SON EPOUSE		2	1.0%
REFUS DU VISA DEPUIS 2002 EN ATTENDANT QUE LE CONJOINT FASSE LES DEMARCHES A PARTIR DE LA FRANCE		1	0.5%
TIRAGE AU SORT		1	0.5%

File : rdc_qb_mig_attempts

q807: For what reason did you stop attempt

Value	Label	Cases	Percentage
TROP DE DEPENSES		1	0.5%
VISA NON OBTENU		1	0.5%
VOIR Q806		2	1.0%
c'était trop loin, surtout par rapport a ses parents		1	0.5%
car il n'a pa recu d'inscription		1	0.5%
ce projet ne correspondait plus a ma situation familiale		1	0.5%
il a recu le visa pour la Belgique		1	0.5%
il n'y voyait plus d'interets, son souci est de rentrer chez lui au Congo		1	0.5%
l'installation reussie en Belgique		1	0.5%
la patronne a decide de voyager avec une autre collegue		1	0.5%
pas de bourse		3	1.6%
pas ete retenue pour le programme de formation		1	0.5%
pas eu la bourse		1	0.5%
refus de l'ambassade des USA de me donner le visa		1	0.5%
Ã# cause des arnaques de ce site-la		1	0.5%

Warning: these figures indicate the number of cases found in the data file. They cannot be interpreted as summary statistics of the population of interest.

q807c2: Reasons for stopping attempt coded level 2

Information	[Type= discrete] [Format=numeric] [Range= 111-2147483624] [Missing=*]
Statistics [NW/ W]	[Valid=178 /-] [Invalid=1929 /-]
Universe	If q22 in 1 If the plans have been interrupted
Notes	Reasons for stopping attempt coded level 2, constructed from the open variable q807 (detailed codes more than 20)

File : rdc_qb_mig_attempts

q807c2: Reasons for stopping attempt coded level 2

Value	Label	Cases	Percentage
111	Visa refusal/couldn t get visa	4	2.2%
112	No visa	0	
113	Difficulties to get documents	2	1.1%
114	Fake documents	0	
115	A document missing/no accomodation certificate/no bank state	3	1.7%
116	Not authorized to enter the country / was turned back	1	0.6%
117	Was arrested at borders / was repatriated	1	0.6%
118	Process too long / Slow and heavy administrative matters	0	
119	Didn t win the lottery (green card)	1	0.6%
121	Authorities think he will not come back	0	
122	Failed his interview to obtain legal documents	4	2.2%
123	Registration does not success	0	
211	Marriage	0	
212	Pregnancy / had a child	2	1.1%
213	Want to take a family member with him	3	1.7%
214	Family s refusal / opposition to departure / family pressure	4	2.2%
215	His family is here / want to stay with his family	2	1.1%
216	Death of a family member	1	0.6%
217	Separation	0	
218	Family problems	0	
219	Family/ friends failed to bring him there	2	1.1%
220	Family member who was supposed to help him came back/ died	1	0.6%
221	Illness	0	
222	Other family reasons	0	
223	Other personal reasons	0	
311	No scholarship / Didn t get the scolarship	9	5.1%
312	Problem with the employment contract at destination	1	0.6%
313	Financial requirements too high/ costly process / financiall	0	
314	Financial problems/ not enough money/no job	50	28.1%
411	Ongoing steps / started the process	0	
412	Awaiting for documents / delay period for the file	0	
413	Awaiting for somebody to to take him there	0	
414	Family/ friend is dealing with documents	0	
415	Awaiting for setting his affairs here	0	
416	Awaiting for registration	1	0.6%
511	Agent/ smugler took his money / swindled him	8	4.5%
512	Agent/ smugler dropped him at a wrong destination	0	
513	Problems with the agent/ the agent failed	2	1.1%
514	Was swindled for the visa	1	0.6%
515	Lost on the sea/problem with the canoe	0	
516	Familly/friends fail to bring him there	1	0.6%
517	No support/no accomodation	0	
518	Family member who was supposed to help him came back/died	4	2.2%

File : rdc_qb_mig_attempts

q807c2: Reasons for stopping attempt coded level 2

Value	Label	Cases	Percentage
611	Passed an examination / got registered to an university	0	
612	Change of destination/ setting up a plan for another country	12	6.7%
613	Change of mind / decision not to go/ not interested anymore	9	5.1%
614	Easier to stay / want to work here /want to succeed here	2	1.1%
615	Prefer/ appreciate his country of residence	2	1.1%
616	Not ready	0	
617	Friend s advice (not to go)	2	1.1%
618	Must achieve his studies	3	1.7%
619	Found a job	2	1.1%
620	Is looking for another solution	0	
621	The life goes on	0	
622	Decision to go back to the home country	1	0.6%
711	God / destiny / no luck	1	0.6%
712	Discouragement / frustation / lost the hope	24	13.5%
713	No step undertook / Don t know the steps to undertake/ diffi	2	1.1%
714	Project not well-planned/ not serious	0	
715	Had not the occasion	0	
716	Not the right time / not the time of his luck	0	
717	Language barrier/difficulties	0	
718	Steps failed / tried many times but failed	2	1.1%
719	No other choice/ no other solution/ unworkable project / no	0	
720	Waste of time	1	0.6%
721	Other	7	3.9%
722	Don t know	0	
723	Don t want to say	0	
724	Stop in other county of transit	0	
725	Impossible/No change to reach/hard to reach from the origin	0	
Sysmiss		1929	

Warning: these figures indicate the number of cases found in the data file. They cannot be interpreted as summary statistics of the population of interest.

q807c1: Reasons for stopping attempt coded level 1

Information	[Type= discrete] [Format=numeric] [Range= 1-2147483624] [Missing=*]
Statistics [NW/ W]	[Valid=178 /-] [Invalid=1929 /-]
Universe	If q22 in 1 If the plans have been interrupted
Notes	Reasons for stopping attempt coded level 1, constructed from the open variable q807

Value	Label	Cases	Percentage
1	Administrative reasons	16	9.0%
2	Familial and personal reasons	15	8.4%
3	Financial reasons	60	33.7%
4	Waiting /steps current	1	0.6%
5	Problems with intermediate/other supports	16	9.0%
6	New projects	33	18.5%
7	Other reasons	37	20.8%

File : rdc_qb_mig_attempts

q807c1: Reasons for stopping attempt coded level 1

Value	Label	Cases	Percentage
Sysmiss		1929	

Warning: these figures indicate the number of cases found in the data file. They cannot be interpreted as summary statistics of the population of interest.

flag_age: Less than 25 years and more than 75 years

Information	[Type= discrete] [Format=numeric] [Range= 0-1] [Missing=*]
Statistics [NW/ W]	[Valid=2107 /-] [Invalid=0 /-]
Definition	The migrant is younger than 25 or older than 75 at the time of the survey.
Notes	These individuals have ages very close to the thresholds 25-75.

Value	Label	Cases	Percentage
0	No	2107	100.0%
1	Yes	0	

Warning: these figures indicate the number of cases found in the data file. They cannot be interpreted as summary statistics of the population of interest.

flag_arrival: First migration in Europe before 18

Information	[Type= discrete] [Format=numeric] [Range= 0-1] [Missing=*]
Statistics [NW/ W]	[Valid=782 /-] [Invalid=1325 /-]
Definition	The migrant (current or returnee) arrived in Europe the 1st time before 18.

Value	Label	Cases	Percentage
0	No	769	98.3%
1	Yes	13	1.7%
Sysmiss		1325	

Warning: these figures indicate the number of cases found in the data file. They cannot be interpreted as summary statistics of the population of interest.

weight_eur: Weighting normalized on the 3 european countries

Information	[Type= continuous] [Format=numeric] [Range= 0.123741947114468-2.92577934265137] [Missing=*]
Statistics [NW/ W]	[Valid=441 /-] [Invalid=1666 /-]
Definition	Use when working on the European countries pooled together (for example, the Senegalese population sampled in France, Italy and Spain). It should not be used if the analyses include individuals surveyed in Africa.

weight_all: Weighting normalized on the 4 countries

Information	[Type= continuous] [Format=numeric] [Range= 0.043433666229248-7.21617412567139] [Missing=*]
Statistics [NW/ W]	[Valid=2107 /-] [Invalid=0 /-]
Definition	Use when working on all countries of the MAFE survey (for example, Senegalese population from Senegalese, French, Italian and Spanish samples).

weight_ctry: Weighting normalized by country

Information	[Type= continuous] [Format=numeric] [Range= 0.054081816226244-5.26600313186646] [Missing=*]
Statistics [NW/ W]	[Valid=2107 /-] [Invalid=0 /-]
Definition	Use when working on a single country (for example, the Senegalese population sampled only in Senegal, or in any single European country).

File : rdc_qb_migration

ident: Biographic individual identifier

Information	[Type= discrete] [Format=character] [Missing=*]
Statistics [NW/ W]	[Valid=2430 /-] [Invalid=0 /-]
Definition	Individual identifiant = 1st letter of country + n° of questionnaire compost

id_country: Country of the survey

Information	[Type= discrete] [Format=character] [Missing=*]
Statistics [NW/ W]	[Valid=1122 /-] [Invalid=0 /-]
Definition	Country where the data was collected: - B = Belgium - C = DR Congo - U = United Kingdom

Value	Label	Cases	Percentage
B		457	40.7%
C		416	37.1%
U		249	22.2%

Warning: these figures indicate the number of cases found in the data file. They cannot be interpreted as summary statistics of the population of interest.

n_menage: ID of the HH

Information	[Type= continuous] [Format=numeric] [Range= 3-2011] [Missing=*]
Statistics [NW/ W]	[Valid=1724 /-] [Invalid=706 /-]
Definition	Household ID Only available for Africa

n_indiv: ID of the individual in the HH

Information	[Type= continuous] [Format=numeric] [Range= 0-100] [Missing=*]
Statistics [NW/ W]	[Valid=1724 /-] [Invalid=706 /-]
Definition	ID of each individual within her/his household Only available for Africa

num_dr: DR number

Information	[Type= continuous] [Format=numeric] [Range= 1-58] [Missing=*]
Statistics [NW/ W]	[Valid=1724 /-] [Invalid=706 /-]
Definition	Survey area ID Only available for Africa

strata_area: Strata - DR level

Information	[Type= discrete] [Format=numeric] [Range= 1-10] [Missing=*]
Statistics [NW/ W]	[Valid=1702 /-] [Invalid=728 /-]
Definition	Migration prevalence in each survey area, as reported by knowledgeable persons Only available for Africa

Value	Label	Cases	Percentage
1	High level of migration	1030	60.5%
2	Medium level of migration	303	17.8%
3	Low level of migration	369	21.7%
Sysmiss		728	

Warning: these figures indicate the number of cases found in the data file. They cannot be interpreted as summary statistics of the population of interest.

File : rdc_qb_migration

strata_hh: Strata - household level

Information [Type= discrete] [Format=numeric] [Range= 0-2] [Missing=*]

Statistics [NW/ W] [Valid=1702 /-] [Invalid=728 /-]

Definition Stratification by household migrant status according to the screening survey
Only available for Africa

Value	Label	Cases	Percentage
0	HH with no migrant	811	47.6%
1	HH with returnee(s)	540	31.7%
2	HH with current migrant(s)	351	20.6%
Sysmiss		728	

Warning: these figures indicate the number of cases found in the data file. They cannot be interpreted as summary statistics of the population of interest.

strata_ind: Strata - individual level

Information [Type= discrete] [Format=numeric] [Range= 1-3] [Missing=*]

Statistics [NW/ W] [Valid=1702 /-] [Invalid=728 /-]

Definition 3 strata according to the individuals' migratory status
Only available for Africa

Value	Label	Cases	Percentage
1	Return migrant	379	22.3%
2	Partner of a migrant	73	4.3%
3	Other non migrant	1250	73.4%
Sysmiss		728	

Warning: these figures indicate the number of cases found in the data file. They cannot be interpreted as summary statistics of the population of interest.

num_mig: Migration number

Information [Type= discrete] [Format=numeric] [Range= 1-10] [Missing=*]

Statistics [NW/ W] [Valid=1122 /-] [Invalid=1308 /-]

Universe If Ego has already stayed outside DR Congo

Value	Label	Cases	Percentage
1		758	67.6%
2		237	21.1%
3		85	7.6%
4		24	2.1%
5		11	1.0%
6		4	0.4%
7		2	0.2%
8		1	0.1%
Sysmiss		1308	

Warning: these figures indicate the number of cases found in the data file. They cannot be interpreted as summary statistics of the population of interest.

q1: Sex

Information [Type= discrete] [Format=numeric] [Range= 1-9999] [Missing=*]

Statistics [NW/ W] [Valid=2430 /-] [Invalid=0 /-]

Literal question Q1. The respondent is:

Post-question To begin with, I would like to note the major events and periods of your life on this grid. We will begin at the time of your birth. Later we will look at these periods of life in some more detail.

File : rdc_qb_migration

q1: Sex

Value	Label	Cases	Percentage
1	Man	1136	46.7%
2	Woman	1294	53.3%

Warning: these figures indicate the number of cases found in the data file. They cannot be interpreted as summary statistics of the population of interest.

q1a: Year of birth

Information	[Type= discrete] [Format=numeric] [Range= 1932-9999] [Missing=*]
Statistics [NW/ W]	[Valid=2430 /-] [Invalid=0 /-]
Literal question	Q1A. To start with, and to help us to set a time scale, could you tell me in which year you were born (or your age as at last birthday)? Year of birth
Interviewer's instructions	AGEVEN: Locate year of birth in the grid, note 0 in the columns titled "age", and fill in these columns by retracing the age till the current age of the respondent.

Value	Label	Cases	Percentage
1934		2	0.1%
1935		6	0.2%
1936		2	0.1%
1937		11	0.5%
1938		9	0.4%
1939		17	0.7%
1940		12	0.5%
1941		7	0.3%
1942		18	0.7%
1943		6	0.2%
1944		13	0.5%
1945		17	0.7%
1946		19	0.8%
1947		21	0.9%
1948		33	1.4%
1949		19	0.8%
1950		27	1.1%
1951		24	1.0%
1952		34	1.4%
1953		35	1.4%
1954		30	1.2%
1955		42	1.7%
1956		48	2.0%
1957		34	1.4%
1958		62	2.6%
1959		48	2.0%
1960		73	3.0%
1961		33	1.4%
1962		62	2.6%
1963		75	3.1%
1964		62	2.6%

File : rdc_qb_migration

q1a: Year of birth

Value	Label	Cases	Percentage
1965		57	2.3%
1966		70	2.9%
1967		64	2.6%
1968		80	3.3%
1969		93	3.8%
1970		72	3.0%
1971		75	3.1%
1972		81	3.3%
1973		87	3.6%
1974		106	4.4%
1975		62	2.6%
1976		61	2.5%
1977		71	2.9%
1978		74	3.0%
1979		89	3.7%
1980		74	3.0%
1981		57	2.3%
1982		89	3.7%
1983		64	2.6%
1984		103	4.2%

Warning: these figures indicate the number of cases found in the data file. They cannot be interpreted as summary statistics of the population of interest.

age_survey: Age at survey

Information	[Type= continuous] [Format=numeric] [Range= 25-77] [Missing=*]
Statistics [NW/ W]	[Valid=2430 /-] [Invalid=0 /-] [Mean=41.681 /-] [StdDev=11.558 /-]
Literal question	Q1A. To start with, and to help us to set a time scale, could you tell me in which year you were born (or your age as at last birthday)? Age
Interviewer's instructions	AGEVEN: Locate year of birth in the grid, note 0 in the columns titled "age", and fill in these columns by retracing the age till the current age of the respondent.

q18: Which is the last school year you attended

Information	[Type= discrete] [Format=numeric] [Range= 0-2147483624] [Missing=*]
Statistics [NW/ W]	[Valid=2425 /-] [Invalid=5 /-]
Literal question	Q18. Let's talk about your studies: Which is the last school year you attended?
Post-question	If q18 in 0, 1, 2, 3, 4, 5, 6, 7, 8, 9 => Go to next page
Interviewer's instructions	- If EGO has no formal education: Encircle the code 00 below - If EGO has some formal education: Encircle the corresponding code

Value	Label	Cases	Percentage
0	None	42	1.7%
3	Primary school	2	0.1%
4	Primary school	9	0.4%
5	Primary school	20	0.8%
6	Primary school	22	0.9%
7	Primary school	29	1.2%

File : rdc_qb_migration

q18: Which is the last school year you attended

Value	Label	Cases	Percentage
8	Primary school	45	1.9%
9	Primary school	110	4.5%
10	Orientation cycle	58	2.4%
11	Orientation cycle	116	4.8%
12	Classics	141	5.8%
13	Classics	208	8.6%
14	Classics	182	7.5%
15	Classics	535	22.1%
16	Superior-Graduat	88	3.6%
17	Superior-Graduat	90	3.7%
18	Superior-Graduat	358	14.8%
19	Superior-Licence	22	0.9%
20	Superior-Licence	242	10.0%
21	DES-DEA	22	0.9%
22	DES-DEA	32	1.3%
23	PhD	3	0.1%
24	PhD	11	0.5%
25	PhD	7	0.3%
26	PhD	2	0.1%
27	PhD	29	1.2%
Sysmiss		5	

Warning: these figures indicate the number of cases found in the data file. They cannot be interpreted as summary statistics of the population of interest.

q601d: Start year of the stay outside DR Congo

Information	[Type= discrete] [Format=numeric] [Range= 1936-2147483624] [Missing=*]
Statistics [NW/ W]	[Valid=1122 /-] [Invalid=1308 /-]
Universe	If Ego has already stayed outside DR Congo
Pre-question	Fill in one column per stay, category by category (TRANSIT, then INST, then stays of more than a year), following a chronological order within each category.
Literal question	601D - 601F. Start and end years of the stay outside DR Congo Start year
Interviewer's instructions	see AGEVEN If stay is ongoing, cross out end date

Value	Label	Cases	Percentage
1958		1	0.1%
1959		1	0.1%
1960		4	0.4%
1961		3	0.3%
1962		2	0.2%
1963		5	0.4%
1964		4	0.4%
1965		2	0.2%
1966		3	0.3%
1967		2	0.2%

File : rdc_qb_migration

q601d: Start year of the stay outside DR Congo

Value	Label	Cases	Percentage
1968		6	0.5%
1969		4	0.4%
1970		4	0.4%
1971		1	0.1%
1972		5	0.4%
1973		7	0.6%
1974		12	1.1%
1975		5	0.4%
1976		7	0.6%
1977		6	0.5%
1978		13	1.2%
1979		7	0.6%
1980		20	1.8%
1981		11	1.0%
1982		12	1.1%
1983		10	0.9%
1984		17	1.5%
1985		16	1.4%
1986		24	2.1%
1987		15	1.3%
1988		21	1.9%
1989		40	3.6%
1990		46	4.1%
1991		50	4.5%
1992		40	3.6%
1993		49	4.4%
1994		43	3.8%
1995		29	2.6%
1996		28	2.5%
1997		36	3.2%
1998		37	3.3%
1999		53	4.7%
2000		72	6.4%
2001		54	4.8%
2002		46	4.1%
2003		55	4.9%
2004		50	4.5%
2005		44	3.9%
2006		38	3.4%
2007		30	2.7%
2008		24	2.1%
2009		8	0.7%
Sysmiss		1308	

Warning: these figures indicate the number of cases found in the data file. They cannot be interpreted as summary statistics of the population of interest.

File : rdc_qb_migration

q601f: End year of the stay outside DR Congo

Information	[Type= discrete] [Format=numeric] [Range= 1939-2147483624] [Missing=*]
Statistics [NW/ W]	[Valid=694 /-] [Invalid=1736 /-]
Universe	If Ego has already stayed outside DR Congo
Pre-question	Fill in one column per stay, category by category (TRANSIT, then INST, then stays of more than a year), following a chronological order within each category.
Literal question	601D - 601F. Start and end years of the stay outside DR Congo End year
Interviewer's instructions	see AGEVEN If stay is ongoing, cross out end date

Value	Label	Cases	Percentage
1961		2	0.3%
1962		1	0.1%
1963		2	0.3%
1964		1	0.1%
1965		4	0.6%
1966		3	0.4%
1967		1	0.1%
1968		2	0.3%
1969		5	0.7%
1970		2	0.3%
1971		3	0.4%
1972		1	0.1%
1973		4	0.6%
1974		6	0.9%
1976		7	1.0%
1977		5	0.7%
1978		3	0.4%
1979		7	1.0%
1980		11	1.6%
1981		2	0.3%
1982		7	1.0%
1983		5	0.7%
1984		8	1.2%
1985		9	1.3%
1986		9	1.3%
1987		19	2.7%
1988		17	2.4%
1989		17	2.4%
1990		14	2.0%
1991		19	2.7%
1992		24	3.5%
1993		30	4.3%
1994		27	3.9%
1995		19	2.7%

File : rdc_qb_migration

q601f: End year of the stay outside DR Congo

Value	Label	Cases	Percentage
1996		22	3.2%
1997		31	4.5%
1998		32	4.6%
1999		26	3.7%
2000		18	2.6%
2001		24	3.5%
2002		25	3.6%
2003		28	4.0%
2004		58	8.4%
2005		29	4.2%
2006		32	4.6%
2007		27	3.9%
2008		30	4.3%
2009		16	2.3%
Sysmiss		1736	

Warning: these figures indicate the number of cases found in the data file. They cannot be interpreted as summary statistics of the population of interest.

q602: Country of stay/arrival

Information	[Type= discrete] [Format=numeric] [Range= 96000-2147483624] [Missing=*]
Statistics [NW/ W]	[Valid=1122 /-] [Invalid=1308 /-]
Universe	If Ego has already stayed outside DR Congo
Literal question	602. COUNTRY OF STAY/ARRIVAL
Interviewer's instructions	See AGEVEN, columns 3.2 and 8

Value	Label	Cases	Percentage
96000	FRANCE	60	5.3%
99109	GERMANY	15	1.3%
99114	ROMANIA	2	0.2%
99121	SERBIA AND MONTENEGRO	1	0.1%
99126	GREECE	3	0.3%
99127	ITALY	15	1.3%
99131	BELGIUM	368	32.8%
99132	UNITED KINGDOM	154	13.7%
99134	SPAIN	4	0.4%
99135	NETHERLANDS	10	0.9%
99139	PORTUGAL	4	0.4%
99140	SWITZERLAND	12	1.1%
99144	MALTA	1	0.1%
99201	SAUDI ARABIA	1	0.1%
99207	ISRAEL	1	0.1%
99208	TURKEY	1	0.1%
99216	CHINA	1	0.1%
99239	KOREA (REPUBLIC OF)	1	0.1%
99301	EGYPT	2	0.2%

File : rdc_qb_migration

q602: Country of stay/arrival

Value	Label	Cases	Percentage
99303	SOUTH AFRICA	19	1.7%
99309	TANZANIA	3	0.3%
99310	ZIMBABWE	1	0.1%
99311	NAMIBIA	2	0.2%
99315	ETHIOPIA	4	0.4%
99321	BURUNDI	11	1.0%
99322	CAMEROON	8	0.7%
99323	CENTRAL AFRICAN REPUBLIC	13	1.2%
99324	CONGO	141	12.6%
99326	COTE DIVOIRE	5	0.4%
99327	BENIN	4	0.4%
99328	GABON	11	1.0%
99330	GUINEA	2	0.2%
99332	KENYA	13	1.2%
99334	MALAWI	1	0.1%
99335	MALI	1	0.1%
99337	NIGER	1	0.1%
99338	NIGERIA	13	1.2%
99339	UGANDA	7	0.6%
99340	RWANDA	8	0.7%
99341	SENEGAL	3	0.3%
99343	SUDAN	1	0.1%
99344	CHAD	2	0.2%
99345	TOGO	4	0.4%
99346	ZAMBIA	14	1.2%
99350	MOROCCO	3	0.3%
99351	TUNISIA	2	0.2%
99393	MOZAMBIQUE	2	0.2%
99395	ANGOLA	157	14.0%
99397	COMOROS	1	0.1%
99401	CANADA	4	0.4%
99404	UNITED STATES	5	0.4%
Sysmiss		1308	

Warning: these figures indicate the number of cases found in the data file. They cannot be interpreted as summary statistics of the population of interest.

q603: Country before arriving in "country of stay"

Information	[Type= discrete] [Format=numeric] [Range= 96000-2147483624] [Missing=*]		
Statistics [NW/ W]	[Valid=1122 /-] [Invalid=1308 /-]		
Universe	If Ego has already stayed outside DR Congo		
Literal question	603. In which country were you just before arriving in "country of stay"?		
Interviewer's instructions	Do not rely on AGEVEN		
Value	Label	Cases	Percentage
96000	FRANCE	40	3.6%

File : rdc_qb_migration

q603: Country before arriving in "country of stay"

Value	Label	Cases	Percentage
99109	GERMANY	9	0.8%
99114	ROMANIA	2	0.2%
99121	SERBIA AND MONTENEGRO	1	0.1%
99126	GREECE	1	0.1%
99127	ITALY	12	1.1%
99131	BELGIUM	45	4.0%
99134	SPAIN	1	0.1%
99135	NETHERLANDS	9	0.8%
99139	PORTUGAL	4	0.4%
99140	SWITZERLAND	4	0.4%
99216	CHINA	1	0.1%
99239	KOREA (REPUBLIC OF)	1	0.1%
99301	EGYPT	2	0.2%
99303	SOUTH AFRICA	8	0.7%
99309	TANZANIA	1	0.1%
99310	ZIMBABWE	1	0.1%
99311	NAMIBIA	1	0.1%
99312	CONGO (DEMOCRATIC REPUBLIC)	871	77.6%
99315	ETHIOPIA	4	0.4%
99321	BURUNDI	6	0.5%
99322	CAMEROON	3	0.3%
99323	CENTRAL AFRICAN REPUBLIC	5	0.4%
99324	CONGO	14	1.2%
99326	COTE D'IVOIRE	2	0.2%
99327	BENIN	4	0.4%
99328	GABON	2	0.2%
99330	GUINEA	1	0.1%
99332	KENYA	8	0.7%
99335	MALI	1	0.1%
99337	NIGER	1	0.1%
99338	NIGERIA	8	0.7%
99339	UGANDA	5	0.4%
99340	RWANDA	2	0.2%
99341	SENEGAL	3	0.3%
99345	TOGO	2	0.2%
99346	ZAMBIA	6	0.5%
99350	MOROCCO	4	0.4%
99351	TUNISIA	2	0.2%
99393	MOZAMBIQUE	1	0.1%
99395	ANGOLA	18	1.6%
99401	CANADA	2	0.2%
99404	UNITED STATES	4	0.4%
Sysmiss		1308	

Warning: these figures indicate the number of cases found in the data file. They cannot be interpreted as summary statistics of the population of interest.

File : rdc_qb_migration

q604: For what reason did you leave this country

Information [Type= discrete] [Format=character] [Missing=*]

Statistics [NW/ W] [Valid=1122 /-]

Universe If Ego has already stayed outside DR Congo

Literal question 604. For what reasons did you leave this country?

Interviewer's instructions Note precisely and verbatim the entire response

Value	Label	Cases	Percentage
"expulse" par entourage de Mobutu		1	0.1%
(Pour continuer la formation) Pour aller chercher papiers et avion a Kinshasa (contourner zone rebelle)		2	0.2%
+ de coop belgo-congo. b-pere = cooperant belge venait en vac 2 mois puis + de coop		1	0.1%
.a		2	0.2%
.b		14	1.2%
A CAUSE DE LA CRISE ECONOMIQUE		1	0.1%
A CAUSE DE LA CRISE ECONOMIQUE DU PAYS		1	0.1%
A CAUSE DE LA CRISE QUI A FRAPPE NOTRE PAYS		1	0.1%
A CAUSE DE LA DEVALIATION DE LA MONAIE		1	0.1%
A CAUSE DE LA SOUFFRANCE		2	0.2%
A CAUSE DE LA VIE DIFFICILE EN RDC		1	0.1%
A CAUSE DE MON TRAVAIL, UN GENERAL RWANDAIS DE KABILA VOULAIT M ARRETER		1	0.1%

File : rdc_qb_migration

q604: For what reason did you leave this country

Value	Label	Cases	Percentage
PARCE QUE SA VOITURE POSAIT DES PROBLEMES MECANIQUES.			
A CAUSE DES TITRES DE SEJOUR QUE JE MANQUAIS		1	0.1%
A LA CONQUETE DE LA VIE QUANT LA VIE EST DIFFICILE IL FAUT ALLER AILLEURS		1	0.1%
A LA RECHERCHE D UNE MEILLEURE CONDITION DE VIE		1	0.1%
A LA RECHERCHE D UNE MEILLEURE VIE		2	0.2%
A LA RECHERCHE DE BONNES CONDITIONS DE VIE, OPPORTUNITES		1	0.1%
A LA RECHERCHE DE LA VIE		7	0.6%
A LA RECHERCHE DE MIEUX ETRE		4	0.4%
A LA RECHERCHE DES FRAIS D ETUDES		1	0.1%
A LA RECHERCHE DU BIEN ETRE		2	0.2%
A LMA RECHERCHE DES MEILLEURES CONDITIONS DE VIE		1	0.1%
A cause des ennemis que j'ai eu au Congo		1	0.1%

File : rdc_qb_migration

q604: For what reason did you leave this country

Value	Label	Cases	Percentage
A cause des limites de la langue, des differences d'equivalence des diplÃ mes		1	0.1%
A ete arrete par les rebelles au Kivu, puis jete en prison par les forces congolaises car pris pour un rebelle, et a dÃ fuir. S'est evade de prison avec l'aide d'un officier corrompu.		1	0.1%
A ete arretee car a vole pour l'opposition. Persecutee.		1	0.1%
A la suite de pillages de 1990, j'ai tout perdu et decide de partir		1	0.1%
ACCOMPAGNE LES PARENTS		1	0.1%
ACCOMPAGNEI MON PERE , POUR ALLER AUSSI ETUDIER LA		1	0.1%
ACCOMPAGNEI LA COUSINE		1	0.1%
ACCOMPAGNEI LES PARENTS		2	0.2%
ACCOMPAGNEI MON MARI EN MISSION DE SERVICE		1	0.1%
ACCOMPAGNEI SA SOEUR		1	0.1%
ACCOMPAGNEI LE PASTEUR DANS LA CAMPAGNE D EVANGELISATI		1	0.1%
ACOMPAGNER MON MARI EN MISSION DE SERVICE		1	0.1%
AFFAIRES		1	0.1%
AI FUI PERSECUTION ET HARASSEMENT		1	0.1%

File : rdc_qb_migration

q604: For what reason did you leave this country

Value	Label	Cases	Percentage
POLITIQUE DE LA PART DE KABILA REGIME			
AIDER MA SOEUR QUI VIVAIT DANS CE PAYS		1	0.1%
ALLER APPORTER ASSISTANCE A SA SOEUR DONT L ENFANT ETE MALADE		1	0.1%
ALLER APPRENDRE UN METIER		1	0.1%
ALLER CHERCHE L ARGENT POUR GAGNE LA VIE		1	0.1%
ALLER CHERCHE LA VIE A LUANDA		1	0.1%
ALLER CHERCHER DE L ARGENT		2	0.2%
ALLER CHERCHER LA VIE		1	0.1%
ALLER FAIRE DES AFFAIRES		1	0.1%
ALLER FAIRE LE COMMERCE EN ANGOLA		1	0.1%
ALLER SAVOIR COMMENT ON CHERCHE DIAMANTET COMMENT LES AVOIR		1	0.1%
ALLER SE DEBROILLER		1	0.1%
ALLER VISITE MA SOEUR QUI ETAIT SUR PLACE A BRAZZAVILLE		1	0.1%
ALLER VISITER LA FAMILLE ENFIN D OBTENIR		1	0.1%

File : rdc_qb_migration

q604: For what reason did you leave this country

Value	Label	Cases	Percentage
DE L AIDE FINANCIERE			
AMELIORER MES CONDITIONS DE VIE		1	0.1%
APC Kinshasa l'a envoye au bureau de l'Agence Presse Congo a Bruxelles		1	0.1%
APPELLE PAR SON ONCLE PATERNEL		1	0.1%
APRES LA FORMATION MILLITAIRE NOUS ETION OBLIGE DE RENTRER AU PAYS		1	0.1%
APRES LA MORT DU PERE DE EGO EN 1990IL A JUGE D ALLER A LA RECHERCHE D ARGENT EN ANGOLA		1	0.1%
APRES LE DECES DE MA MERE, JE DEVAIS ME PRENDRE EN CHARGE		1	0.1%
APRES LE DIVORCE DE MON MARI MES FILLES ON FAIT LE NECESSAIRE POUR QUE JE PUISSE VENIR VIVRE AVEC ELLES ICI AU RU.		1	0.1%
APRES MES ETUDES, IL ETAIT DIFFICUL D'OTENIR LES PAPIERS. ALORS JE SUIS VENU EN GB.		1	0.1%
ASSEZ DU RACISME		1	0.1%

File : rdc_qb_migration

q604: For what reason did you leave this country

Value	Label	Cases	Percentage
ATTIRANCE DU MILIEU		1	0.1%
AVAIT ETE ASSAINI		1	0.1%
Affectation dans le cadres professionnel (diplomate)		1	0.1%
Après maladie dfcl de trouver du travail aux P- Bas		1	0.1%
BESOIN D UN NOUVEAU DEPART, D UNE VIE MEILLEURE		1	0.1%
BESOIN DE QUITTEE LE PAYS ET ALLER AILLEURS		1	0.1%
Besoin de s'installer dans un autre pays que la RDC		1	0.1%
Busness en belgique		1	0.1%
C EST LA QUE SE TROUVAIT MON MARI PAS AILLEURS		1	0.1%
C EST MA MERE QUI M A AMENE EN ANGOLA		1	0.1%
C ETAIT LA VOLONTE DE L ONCLE QUI IEST VENU ME PRENDRE		1	0.1%
C ETAIT POR LA THESE DE SON PAPA		1	0.1%
C ETAIT POUR LA FORMATION MILITAIRE		1	0.1%
C ETATIT FACILE POUR VENIR AU RU A PARTIR D ITALIE.		1	0.1%
C'était la misere, la situation qui etait difficile apres le deces		1	0.1%

File : rdc_qb_migration

q604: For what reason did you leave this country

Value	Label	Cases	Percentage
de mon mari. Je pensais que ce serait plus facile en Europe et que je reviendrais ensuite.			
C'etait pour aller travailler		1	0.1%
C'etait un pays de transit		1	0.1%
CADRE DES AFFAIRES PRIVE		1	0.1%
CE N ETAIT PAS MA DESTINATION FINALE		1	0.1%
CE N ETAIT PAS MA DESTINATION FINALE, MON PLAN ETAIT D ARRIVER EN EUROPE		1	0.1%
CE N ETAIT PAS MA DESTINATION FINALE.		1	0.1%
CE N ETAIT PAS MON PAYS DE DESTINATION, JUSTE UN TRANSIT.		1	0.1%
CE SONT MES SENTIMENTS QUI M ONT POUSSE A QUITTER LE PAYS		1	0.1%
CHERCHER LA HER LA RGENT POUR CONTINUER LES ETUDES		1	0.1%
CHERCHER DES OPPORTUNITES		1	0.1%
CHERCHER DES VOIES ET MOYENS POUR SE RETROUVER EN EUROPE		1	0.1%
CHERCHER DU TRAVAIL		1	0.1%
CHERCHER LA SURVIE		1	0.1%

File : rdc_qb_migration

q604: For what reason did you leave this country

Value	Label	Cases	Percentage
CHERCHER LA VIE		3	0.3%
CHERCHER LA VIE A AILLEURS		1	0.1%
CHERCHER LA VIE COMME SES GRANDS FRERES		1	0.1%
CHERCHER LA VIE EN CREUSANT LE DIAMANT		1	0.1%
CHERCHER LA VIE ET GAGNER L ARGENT		1	0.1%
CHERCHER LARGENT AILLEUR		1	0.1%
CHERCHER LE TRAVAIL		1	0.1%
CHERCHER LES MEILLEURES CONDITIONS DE VIE		1	0.1%
CHERCHER LES PAPIERS		1	0.1%
CHERCHER MIEUX AILLEURS		1	0.1%
CHERCHER UN AVENIR MEILLEUR		1	0.1%
CHERCHER UNE MEILLEURE VIE		1	0.1%
COMMERCE DES DIAMANT		1	0.1%
COMMERCE DES DIVERS PRODUITS ET ARTICLES		1	0.1%
COMMERCE DU SEL DE CUISINE		1	0.1%
CONDITIONS DE VIE TRES DIFFICILES		1	0.1%
CONFLIT AVEC SON CONJOINT		1	0.1%
CONSTANTES CRITIQUES		1	0.1%

File : rdc_qb_migration

q604: For what reason did you leave this country

Value	Label	Cases	Percentage
DES POUVOIRS PUBLICS ZAIRONS ONT FAIT QUE MA VIE ETAIT MISE EN DANGER PAR LES SERVICES DE SECURITE.			
CRISE EC ONOMIQUE DE LA RD CONGO		1	0.1%
CRISE ECONOMIQUE, RECHERCHE DE LA VIE		1	0.1%
CRISE ECONOMIQUE AU PAYS ET LE MANQUE DE TRAVAIL		1	0.1%
CRISE ECONOMIQUE DE LA RD CONGO		3	0.3%
CURIOSITE		1	0.1%
Car son objectif etait d'aller en Belgique et ses conditions de vie etaient critiques		1	0.1%
Car son objectif etait d'etudier en Belgique et on avait accepte son inscription		1	0.1%
Car son titre de sejour prenait fin		1	0.1%
Changer de pays et oublier votre vie en Belgique et son mariage		1	0.1%
Chercher du travail lie a ma formation		1	0.1%
Chercher la vie (se debrouiller)		1	0.1%
Comme il y avait la guerre au Congo. J'ai prefere aller voir ce qui se passe en Tanzanie. Peut-etre que ca pouvait marcher pour moi.		1	0.1%

File : rdc_qb_migration

q604: For what reason did you leave this country

Value	Label	Cases	Percentage
DECEPTION ET DESILLUSION PAR RAPPORT AU PAYS		1	0.1%
DECES DE MON PERE		1	0.1%
DES PROBLEMES POLITIQUES M ONT CONTRAIT DE FUIR LA DICTATURE DE KABILA ME REFUGER AILLEURS.		1	0.1%
DES TROUBLES, MANQUE DE TRAVAIL ET D OPPORTUNITES RECHERCHE D UNE BONNE VIE		1	0.1%
DIFFICULTE		1	0.1%
DIFFICULTE DANS NOTRE PAYS , ALLER CHERCHER LA UNE MEILLEURE VIE		1	0.1%
DIFFICULTE DE LA VIE AU CONGO		1	0.1%
DIFFICULTE DE TROUVER DU TRAVAIL, AUSSI PAS TROP D OPPORTUNITES POUR LES ENFANTS		1	0.1%
DIFFICULTES		1	0.1%
DIFFICULTES DANS NOTRE PAYS		1	0.1%
DIFFICULTES DELA VIE		1	0.1%
DIFFICULTES ICI EN RD CONGO PAS D ARGENT POUR LA SURVIE		1	0.1%

File : rdc_qb_migration

q604: For what reason did you leave this country

Value	Label	Cases	Percentage
DIFFICULTES OU CRISE ECONOMIQUE		1	0.1%
DIFFULTES AU PAYS		1	0.1%
Dans le cadre du regroupement familial (la fe et fille sont Belges ne pouvaient venir habiter en Belgique vu que famille ici)		1	0.1%
Des amis etaient partis au Keny et m'on propose d'etre musicien au Kenya		1	0.1%
Desir de trouver mieux sur le plan du travail		1	0.1%
Destination finale . Pour rejoindre le pays de mon reve.		1	0.1%
Difficultes d'acces a l'emploi		1	0.1%
Difficultes d'adaptation dues notamment a la langue		1	0.1%
Difficultes de trouver du travail et besoin de survie		1	0.1%
Difficultes de trouver un job au pays		1	0.1%
ECOLE		1	0.1%
EGO CHERCHE A AMELIORER LES CONDITIONS		1	0.1%
EGO N AVAIT PAS UNE BONNE VIE EN RDC		1	0.1%
ELLE AVAIT SUIVIE SON MARI		1	0.1%
ELLE ETAIT PARTIE AVEC SA MERE QUAND ELLE AVAIT 3 ANS		1	0.1%

File : rdc_qb_migration

q604: For what reason did you leave this country

Value	Label	Cases	Percentage
EN ANGOLA EGO A DES FACILITES POUR TROUVER LE DIAMANT QU'EN RDC		1	0.1%
EN FRANCE JE N ETAIS QUE DE PASSAGE POUR LE RU. JE NE POUVAIS PAS Y RESTER DEFINITIVEME		1	0.1%
EN QUETE DES MEILLEURES CONDITIONS DE VIE TOUJOURS		1	0.1%
EN VISITE		1	0.1%
ENFANT TETU EN DE DISCIPLINE		1	0.1%
ENGOUEMENT DE LA JEUNESSE POUR VOIR L ETRANGER OU L EUROPE		1	0.1%
ENTRASITE VER L AFRQUE DU SUD		1	0.1%
ENVI DE CHANGER D AIR		1	0.1%
ENVI DE VIVRE EN EUROPE		1	0.1%
ENVIE D ALLER EN EUROPE		1	0.1%
ENVIE DE VOYAGER		1	0.1%
ETABLISSEMEN		1	0.1%
ETHIOPIE ETAIT JUSTE UN TRANSIT		1	0.1%
ETUDE		4	0.4%
ETUDES		11	1.0%
ETUDIER		4	0.4%
Elle a rencontre son mari dans le		1	0.1%

File : rdc_qb_migration

q604: For what reason did you leave this country

Value	Label	Cases	Percentage
train et vivait en Belgique			
Elle travaillait dans un magasin appartenant a un ministre de Mobutu. Elle etait venue en Belgique accompagnee la femme du ministre et pendant son absence elle a ete pillee		1	0.1%
Envie de faire etudes en France vu qu'unif Kin etait fermee		1	0.1%
Etait en danger a cause du travail de son mari (militaire)		1	0.1%
Etude		1	0.1%
Etudes		10	0.9%
Etudes de medecine du mari -> specialite n'existe pas au Congo		1	0.1%
Etudes de mon choix		1	0.1%
Etudes post-universitaires		5	0.4%
Etudes universitaires		1	0.1%
Etudes, j'avais obtenu une bourse de l'AGCD		1	0.1%
Etudier en belgique		1	0.1%
FACILITE POUR ALLER EN FRANCE		1	0.1%
FAIRE DES ETUDES		1	0.1%
FAIRE LES AFFAIRES		1	0.1%
FAISANT PARTIE D UN GROUPE DE DANSE TRADITIONELL J ETAIS INVITEE AVEC		1	0.1%

File : rdc_qb_migration

q604: For what reason did you leave this country

Value	Label	Cases	Percentage
D AUTRES POUR DANSER DEVANT LA REINE.			
FIN D ETUDES		2	0.2%
FIN DE LA MISSION DIPLOMATIQUE DE MON PERE		1	0.1%
FIN DE MES ETUDES		1	0.1%
FIN DE SEJOUR		1	0.1%
FIN DE SEJOUR ACADEMIQUE		1	0.1%
FORMATION		1	0.1%
FORMATION MILITAIRE		1	0.1%
FUIR LA PERSECUTION POLITIQUE DU REGIME DU DICTATEUR MOBUTU		1	0.1%
Faillit de la vente des pneis et besoin de trouver des besoins de subsistance		1	0.1%
Fin d'etudes		1	0.1%
Fin de contrat aux Nations Unies		1	0.1%
Formation post- universitaire		1	0.1%
GAGNER LA VIE AILLEURS		1	0.1%
GRACE A SES CONTACTS, MON PERE S ETAIT ARRANGE POUR QUE JE QUITTE LE PAYS CHERCHER LA VIE AILLEURS.		1	0.1%
GUERRE INSECURITE. N'ETRE PAS SUR DU LENDEMAIN		1	0.1%

File : rdc_qb_migration

q604: For what reason did you leave this country

Value	Label	Cases	Percentage
GUERRE, MANQUE D OPPORTUNITES ETUDES		1	0.1%
GUERRE, MANQUE DE TRAVAIL APRES LES ETUDES, PAS BEAUCOUP D OPPORTUNITES		1	0.1%
GUERRE, MANQUE DE TRAVAIL, PAS D OPPORTUNITES POUR LES JEUNES,		1	0.1%
Guerre - insecurite. J'etais en danger au Kivu		1	0.1%
HABILLANT MME ERIC LEMBE, J ETAIS RECHERCHEE PAR LE SERVICE DE SECURITE POUR DIRE CE QUE JE SAVAIS DE LA MORT DE KABILA		1	0.1%
IL YA LA FACILIT D'AVOIR DE L'ARGENT EN PEU DE TEMPS		1	0.1%
IL ALLE CHERCHER COMME TOUT LE MONDE		1	0.1%
IL AVAIT UN GRAND MOUVEMENT DE MIGRATION D ALLER EN EUROPE ET J ETAIS AUSSI INTERESSE DE PARTIR		1	0.1%
IL ETAIT PARTI POUR CHERCHE LA VIE		1	0.1%

File : rdc_qb_migration

q604: For what reason did you leave this country

Value	Label	Cases	Percentage
IL VOULAIT ALLER CHERCHER		1	0.1%
IL VOULAIT ALLER CHERCHER LA VIE COMME TOUT LE MONDE		1	0.1%
IL a ete mute comme correspondant de presse en Belgique		1	0.1%
INFLUENCE DES AUTRES		1	0.1%
INSECURITE SOCIALE		1	0.1%
INSTABILITE POLITIQUE, DIFFICULTES D ETUDIER		1	0.1%
INVITATION DE MA TANTE		1	0.1%
INVITE PAR LA COUSINE		1	0.1%
INVITEE PAR MON MARI		1	0.1%
IOL ETAIT INVITE PAR UN AMI POUR MONTER DES AFFAIRE		1	0.1%
Il avait change d'activite et voulait trouver donc un autre boulot		1	0.1%
Il avait des problemes politiques, il etait en danger. Il entreprenait des demarches pour l'indemnisation de son pere (general, travaillant pour Mobutu, assassine). Il voulait que son dossier du pere soit prononce a la Conference Nationale.		1	0.1%
Il avait un cousin au Nigeria, pas		1	0.1%

File : rdc_qb_migration

q604: For what reason did you leave this country

Value	Label	Cases	Percentage
au Togo qui est s/ la route			
Il comptait faire les études en NL vu que qqun lui avait dit que + facile de s'inscrire (pas besoin d'1 visa juste diplÃ´me)		1	0.1%
Il est allé pour suivre son oncle		1	0.1%
Il n'y avait pas de travail dans mm domaine au Congo, pouvait travailler sans être rémunéré alors mon frère m'a dit de venir tenter ma chance		1	0.1%
Il ne pouvait retourner au Congo et les conditions de vie en Afrique du sud sont chères + insécurité		1	0.1%
Il s'agissait d'un transit sur mon chemin vers la France.		1	0.1%
Il voulait lancer 1 commerce au Congo		1	0.1%
Il voyait que la politique n'était pas la meilleure, donc il a voulu changer. Normalement c'était pour continuer des études mais manque de papier (???)		1	0.1%
Inécurité, mes frères étaient menacés par les politiques parce qu'ils avaient manifesté		1	0.1%
Inécurité. Dangers même à Kinshasa. J'ai eu des menaces. Je devais fuir.		1	0.1%
J ACCOMPAGNEI		1	0.1%

File : rdc_qb_migration

q604: For what reason did you leave this country

Value	Label	Cases	Percentage
MA MERE CHEZ SA SOEUR			
J AI ACCOMPAGNE MA MERE		1	0.1%
J AI ECHAPPE A LA COLERE DES GOUVERNANTS POUR AVOIR COUSU DES TISSUS D UNE CERTAINE OPPOSITION.		1	0.1%
J AI FUI LE REGIME SANGUINAIRE DE KABILA A CAUSE DES ACTIVITES POLITIQUES.		1	0.1%
J AI FUI PERSECUTIONS INJUSTICES SOCIALES, ET SURTOUT ARRESTATIONS POLITIQUES		1	0.1%
J AI FUIS L INSECURITE, L ASSASSINAT, LES VOLS.		1	0.1%
J AI QUITTE LA RDC POUR M AVOIR OPPOSE AU REGIME SANGUINAIRE DE KABILA PERE. KABILA DEVAIT SE FIER A TSHISEKEDI DES SON ARRIVEE A KINSHASA MAIS CELA N ETAIT PAS LE CAS.		1	0.1%
J AI QUITTE LA RDC POUR DES RAISONS DE SECURITE DE MA VIE QUI ETAIT EN DANGER A CAUSE DES ECRITS.		1	0.1%

File : rdc_qb_migration

q604: For what reason did you leave this country

Value	Label	Cases	Percentage
J AI QUITTE LA RDC POUR DES RAISONS POLITIQUES FUYANT LA DICTATURE DU PRESIDENT KABILA		1	0.1%
J AI QUITTE LA RDC POUR FUIR LA COLERE DU GENERAL KALUME POUR N AVOIR PAS REPARER LA VOITURE DE SA DEUXIEME EPOUSE.		1	0.1%
J AI QUITTE LA ZAMBIE PARCE QUE MA SOEUR DEMANDAIT QUE JE LA REJOIGNE AU ROYAUME UNI.		1	0.1%
J AI RENCONTRE UNE AMIE QUI Y VIVAIT DEJA		1	0.1%
J AI SUIVI MON MARI		1	0.1%
J AI VOULU SEULEMENT ME DEPLACER		1	0.1%
J AIREUSSI AU TEST DE HCR ET J AI ETE SELECTIONNE POUR TRAVAILLER A BRAZZAVILLE		1	0.1%
J AVAIS ACCOMPAGNE MON ONCLE		1	0.1%
J AVAIS BESOIN DE MULTIPLIER MES MOYENS ET AVOIR BEAUCOUP D ARGENT ET L ANGOLA		1	0.1%

File : rdc_qb_migration

q604: For what reason did you leave this country

Value	Label	Cases	Percentage
EST LE LIEU APPROPRIE			
J AVAIS COMME OBJECTIF DE REJOINDRE L EUROPE		1	0.1%
J AVAIS L ARGENT VOULU		1	0.1%
J AVAIS OBTENU MON VISA		1	0.1%
J AVAIS PAS D OPPORTUNITES A LA RCD.		1	0.1%
J AVAIS ROMPU LE MARIAGE ET MON PERE DECEDE, JE DEVRAIS ME BATTRE		1	0.1%
J AVAIS TROUVE DU BOULOT DANS LE BATEAU MODUDU		1	0.1%
J AVAIS TROUVE DU TRAVAIL CHEZ UN PARTICULIER ABDOUL		1	0.1%
J AVAIS TROUVE DU TRAVAIL DANS CE BATEAU		1	0.1%
J AVAIT ACCOMPAGNE LES PARENTS A MON JEUNE AGE		1	0.1%
J ETAIS A NIGERIA CHERCHANT UNE MEILLEURE VIE		1	0.1%
J ETAIS ALLER CHEZ MA GRANDE SOEUR SUR SON INVITATION		1	0.1%

File : rdc_qb_migration

q604: For what reason did you leave this country

Value	Label	Cases	Percentage
J ETAIS ALLER ME DEBROUILLER CAR EN RDC RIEN NE MARCHE		1	0.1%
J ETAIS INVITE PAR MA COUSINE		1	0.1%
J ETAIS PARTI AVEC MON CONJOINT		1	0.1%
J ETAIS PARTI TRAVAILLER A DOUALA DANS UNE CLINIQUE.		1	0.1%
J ETAIS PILLE AU CONGO ALORS JE ME SUIS DECIDE D ALLER CHERCHER LA VIE AU CONGO BRAZZA		1	0.1%
J ETAIS RECHERCHE POUR AVOIR CRITIQUE LE REGIME DICTATOIRE EN PLACE, SURTOUT L ARRIVEE DES RWANDAIS, QUE KABI LES FAISAIT PASSER COMME CONGOLAIS.		1	0.1%
J ETAIS VENU TENTER MA CHANCE AU RU OU LA VIE SEMBLAIT ETRE PLUS PROMETEUSE		1	0.1%
J'AVAIS OBTENU UNE BOURSE D'ETUDE POUR POUR SUIVRE ETUDES EN EUROPE		1	0.1%
J'AVAIS QUITTE LA RDC PARCE QUE J'AVAIAS		1	0.1%

File : rdc_qb_migration

q604: For what reason did you leave this country

Value	Label	Cases	Percentage
BOURSE DE BRITISH COUNCIL PARFAIRE MON ANGLAIS			
J'ETAIS L'OBJECT DE TRACASSERIES DES MILITAIRES QUI TRES SOUVENT MONTAIENT DANS LE BUS SANS PAYER		1	0.1%
J'ETAIS PART CONTINUE MES ETUDES		1	0.1%
J'ai rejoint ma famille au Burundi. Parents et soeurs.		1	0.1%
J'ai voulu aller voir ailleurs, voir si je pouvais gagner ma vie ailleurs		1	0.1%
J'avais 1 enfant malade. On etait venu en soins medicaux. Le medecin avait expliqu'il soit suivi on a decide de s'installer		1	0.1%
J'avais des problemes. On m'avait soupconne d'espionnage car je voyagaeais beaucoup		1	0.1%
J'etais toujours recherche au Congo et je suis parti apres clandestinite		1	0.1%
J'AVAIS ARRETE LES ETUDES ET AVAIS ESTIME ALLER ME DEBROUILLER LA VAS		1	0.1%
JE ACCOMPAGNE MON CONJOINT		1	0.1%

File : rdc_qb_migration

q604: For what reason did you leave this country

Value	Label	Cases	Percentage
JE CHOMAIS ET MA TANTE MA PRIE D ALLER LA		1	0.1%
JE CRITIQUAIS SANS CESSE LE REGIME DICTATORIAL DE MOBUTU ET NE POUVAIT PAS RENTRE AU CONGO A LA FIN DE MON CONTRAT.		1	0.1%
JE DEVAIS ACCOMPAGNER MON MARI POUR UNE MISSION DE SERVICE		1	0.1%
JE DEVAIS ALLER REJOINDRE MON MARI		1	0.1%
JE DEVAIS INTEGRER UN ORCHESTRE LA BAS		1	0.1%
JE DEVAIS REPRENDRE MON ANCIEN BOULOT CHEZ NZOMBO		1	0.1%
JE DEVAIT REJOINDRE MON MARI		1	0.1%
JE MANQUAIS DU BOULOT EN RDC ETANT UN HOMME JE DEVRAIS ME DEBROILLER AILLEURS		1	0.1%
JE N AI PAS PU M ADAPTER A LA MODE DE VIE DE LA BAS		1	0.1%
JE N AI PAS QUITTE LE RU, J Y SUIS ETABLI		1	0.1%
JE N AI PAS RECU A ME CREER UN CHEMIN POUR		1	0.1%

File : rdc_qb_migration

q604: For what reason did you leave this country

Value	Label	Cases	Percentage
SE RENDRE EN FRANCE			
JE N AVAIS PAS DE PAPIERS DE SEJOUR POUR RESTER EN FRANCE.		1	0.1%
JE N AVAIS PLUS DU BOULOT ET UN MONSIEUR M A PROPOSE D ALLER TRAVAILLER CHEZ LUI EN SUISSE		1	0.1%
JE N AVAIS TOUJOUR PAS OBTENU DES PAPIERS DEMANDES		1	0.1%
JE N ETAIS QUE DE PASSAGE DANS CE PAYS POUR REJOINDRE LE ROYAUME UNI.		1	0.1%
JE N ETAIS QUE DE PASSAGE DANS CE PAYS POUR REJOINDRE LE RU.		1	0.1%
JE NE POUVAIS PAS OBTENIR UN VISA POUR ALLER DIRECTEMENT AU RU.		1	0.1%
JE NE POUVAIS PAS TRAVAILLER AU GABON.		1	0.1%
JE NE POUVAIS PAS VIVRE LA		1	0.1%
JE SUIS ALLE VISITER MES SOEURS ET FRERES RESIDANT L'EUROPE		1	0.1%
JE SUIS ALLE ACCOMPAGNEE		1	0.1%

File : rdc_qb_migration

q604: For what reason did you leave this country

Value	Label	Cases	Percentage
MA PETITE SOEUR			
JE SUIS ALLE CREUSER LES DIAMANTS POUR AVOIR BEAUCOUP D ARGENT		1	0.1%
JE SUIS ALLE DECOUVRIR LE DIAMAND DONT J AI TANT ENTENDU PARLE		1	0.1%
JE SUIS ALLE POUR MOCCUPER D UN CHANTIER		1	0.1%
JE SUIS FACHE CONTRE LES PARENTS		1	0.1%
JE SUIS PARTI DANS LE CADRE D UNE FORMATION PROFESSIONNE		1	0.1%
JE SUIS PARTIE AVEC MON MARI EN MISSION DE SERVICE		1	0.1%
JE SUIS VENUE AVEC MES PARENTS MON PERE ETAIT NOMME DANS UNE COMPAGNIE MINIERE		1	0.1%
JE VOULAIS CHANGER POUR TROUVER MIEUX		1	0.1%
JE VOULAIS SEULEMENT ALLER A BRAZZAVILLE		1	0.1%
JE VOULAIS TRAVAILLER AU GABON.		1	0.1%
JE VOULAIS VIVRE COMME UNE EUROPEENNE		1	0.1%

File : rdc_qb_migration

q604: For what reason did you leave this country

Value	Label	Cases	Percentage
JE VOULAIT VIVRE LA VIE DE L EUROPE		1	0.1%
JUSTE PAR CURIOSITE DE VOIR LONDRES		1	0.1%
Je cherchais a rejoindre mon conjoint en Belgique		1	0.1%
Je cherchais a rejoindre mon mari, j'etais en route pour la Belgique		1	0.1%
Je me sentais en insecurite par mes activites sportives, par l'armee, tension entre militaires et sportifs		1	0.1%
Je n'etais pas bien accueilli en Angola		1	0.1%
Je n'y avais pas d'avenir, l'unif etait souvent fermee, pas de travail, pas de perspective d'avenir		1	0.1%
Je ne veux pas le dire a tout le monde. Seul mon avocat connait		1	0.1%
Je preferais la Belgique pr l'encadrement de mes enfants. Difficile d'avoir une maison en France.		1	0.1%
Je suis venu faire des etudes superieurs en Belgique		1	0.1%
Je suis venu rejoindre mon mari		1	0.1%
Je venais pour les etudes en Belgique		1	0.1%
Je voulais accoucher en Belgique pour		1	0.1%

File : rdc_qb_migration

q604: For what reason did you leave this country

Value	Label	Cases	Percentage
partager la joie avec mon mari qui etait aux etudes.			
Je voulais aller habiter avec ma femme qui etait en Belgique.		1	0.1%
Je voulais rejoindre ma conjointe et mon fils		1	0.1%
Je voulais rejoindre mon conjoint		1	0.1%
Je voulais rejoindre mon mari parti pour les etudes		1	0.1%
L ANGLETERRE EST MIEUX POUR LE COMMERCE		1	0.1%
L EUROPE ETAIT MIEUX QUE L AFRIQUE		1	0.1%
L EXPERIENCE DE SA VIE L A AMENE A MIGRER POUR SIMPREIGNER DES REALITES EXTERIEURES		1	0.1%
L INSECURITE EN AFRIQUE DU SUD M A CONTRAINT D Y PARTIR VIVRE AILLEURS.		1	0.1%
L ITALIE, C ETAIT SEULEMENT UN TRANSIT.		1	0.1%
L'INFLUENCE DES AMIS IL FALLAIT TENTER ET VIVRE CE QUE DISAIENT LES AMIS		1	0.1%
L'ONU m'a soutenu pour ne pas que je sois expulse au Congo. J'ai pu		1	0.1%

File : rdc_qb_migration

q604: For what reason did you leave this country

Value	Label	Cases	Percentage
choisir le pays ou je voulus etre refugie.			
LA GUERRE		1	0.1%
LA CRISE ECONOMIQUE		2	0.2%
LA CRISE QUI SIVIT AU PAYS		1	0.1%
LA CRISE ECONOMIQUE		1	0.1%
LA FILLE D EGO L A APPELE		1	0.1%
LA GRANDE SOEUR AVAIT BESOIN DE EGO EN ANGOLA		1	0.1%
LA GUERRE		3	0.3%
LA GUERRE DE LIBERATION		1	0.1%
LA PERSECUTION POLITIQUE REPREEE A FAIT QUE J'AI FUI LE PAYS POUR SAUVER LA VIE		1	0.1%
LA RDC EST UN PAYS DE SOUFFRANCE		1	0.1%
LA RECHERCHE D ARGENTS PPAR CE QUE JE NE FAISAIT RIEN		1	0.1%
LA RECHERCHE D'UNE MEILLEURE VIE		1	0.1%
LA RECHERCHE DE LA VIE		1	0.1%
LA RECHERCHE DU BIEN ETRE		4	0.4%
LA REPRESSION DES OPPOSANTS AU REGIME SANGUINAIRE		1	0.1%

File : rdc_qb_migration

q604: For what reason did you leave this country

Value	Label	Cases	Percentage
DES KABILA A FAIT QUE JE FUIE LE PAYS POUR SAUVER MA VIE.			
LA VIE COUTAIT CHER LA BAS		1	0.1%
LA VIE DEVENAIT DIFFICILE AU CONGO		1	0.1%
LA VIE DIFFICILE EN RD CONGO		1	0.1%
LA VIE N ETAIT PAS FACILE ET JE VOULAIS CONTINUER MES ETUDES		1	0.1%
LA VIE PARAISSAIT MEILLEURE EN GRANDE BRETAGNE QU EN FRANCE		1	0.1%
LA VIE SOCIALE N EST PAS BONNE AU PAYS		1	0.1%
LA VOLONTE DE L ONCLE		1	0.1%
LA ZAMBIE N ETAIT PAS MA DESTINATION FINALE.		1	0.1%
LANGOLA EST DEVENUE MA SECONDE PATRIE		1	0.1%
LE CHOMAGE		1	0.1%
LE COMMERCE		1	0.1%
LE CONTRAT ETAIT ARRIVER A SA FIN ET L AFRIQUE DU SUD ETAIT SUR LE CHEMIN DE RETOUR		1	0.1%
LE GOUVERNEME		1	0.1%

File : rdc_qb_migration

q604: For what reason did you leave this country

Value	Label	Cases	Percentage
VOULEZ NOUS TUER.			
LE MANDAT DU TRAVAIL DE PAPA EST ARRIVE A SA FIN		1	0.1%
LE RU OFFRAIT PLUS QUE LA FRANCE		1	0.1%
LE TRAVAIL		1	0.1%
LE TRAVAIL DE MON MARI ETAIT FIN MANDAT		1	0.1%
LE TRAVAILLE		1	0.1%
LES ETUDES MON MARI ETAIENT FINIES , NOUS DEVRIONS EN PRINCIPE RENTRER AU PAYS		1	0.1%
LES AVIONS N' ATTERISSAIEN PAS A KINSHASA J'ETAIS PARTI AU CONGO POUR PRENDRE L' AVION		1	0.1%
LES CONDITIONS DIFFICILES DE VIE		1	0.1%
LES CONDITIONS LA BAS N' ETAIENT PAS BONNES		1	0.1%
LES DIFFICULTES FAMILIALES		1	0.1%
LES ETUDES ETAIENT FINIS EN PRINCIPE IL FALLAIT RENTRER AU PAYS		1	0.1%
LES ETUDES N'AVAIENT PAS DE VALEUR		1	0.1%

File : rdc_qb_migration

q604: For what reason did you leave this country

Value	Label	Cases	Percentage
LES GENS QUI Y REVENAIENT AMENAIENTBE D ARGENT		1	0.1%
LES MAUVAISES CONDITIONS DE VIE DANS MON PAYS		1	0.1%
LES PARENTS AVAIENT DECIDE DE CE VOYAGE		1	0.1%
LES PARENTS AVAIENT DECIDES DE RENTRE AU PAYS		1	0.1%
LES PARENTS SONT ALLES TRAVAILLES A LUSAKA		1	0.1%
LES PRODUITS		1	0.1%
LES TENSIONS SOCIALES DUES A LA MEGESTION DU PAYS NOUS ONT CONTRAINTS DE FUIR LE CONGO ALLER CHERCHER UNE VIE MEILLEURE AU ROYAUME UNI		1	0.1%
La Belgique avait retire son effectif militaire et lui etait bouche pour l'armee belge.		1	0.1%
La boite de nuit ne tournait plus bien et l'oncle l'a revendue. Ma raison d'etre dans ce pays ne tenait plus.		1	0.1%
La compagnie avait une agence au Tchad et il avait ete nomme la-bas		1	0.1%

File : rdc_qb_migration

q604: For what reason did you leave this country

Value	Label	Cases	Percentage
La compagnie l'a nomme la-bas		1	0.1%
La duree de mon sejour de vacances aux USA a pris fin		1	0.1%
La guerre		1	0.1%
La misere du pays. Pas d'opportunités.		1	0.1%
La securite du travail n'était plus assuree apres le changement de regime; impaiement des salaires des diplomates en poste.		1	0.1%
La situation politique devenait de plus en plus tendue avec l'opposition		1	0.1%
La vie devenait difficile a Kin je voulais aller ailleurs		1	0.1%
La vie economique difficile au congo, il fallait donner la chance aux enfants en allant voir ailleurs		1	0.1%
Le Nigeria est un pays anglophone, difficile et puis un pays africain, qu'est-ce que tu vas y faire? Ne voulait pas rester la; vu qu'il y avait tjrs des persecution de Mobutu la-bas.		1	0.1%
Le choix des parents		1	0.1%
Le regime politique venait de tomber en RDC il fallait chercher un abri		1	0.1%
Les autorites ont cru que j'allais faire un		1	0.1%

File : rdc_qb_migration

q604: For what reason did you leave this country

Value	Label	Cases	Percentage
coup d'Etat pour renverser Kabila			
Les conditions d'accueil des etrangers est tres mauvaise et barrieres de la langue		1	0.1%
Les etudes		3	0.3%
Les etudes, faire la medecine, qualite des etudes meilleure a l'etranger		1	0.1%
MA COUSINE M AVAIT FAIT APPEL POUR ALLER L AIDER		1	0.1%
MA FAMILLE PERSECUTEE DEPUIS 97, JE DEVAIS FINALEMENT FUIRE LE CONGO POUR SAUVER MA PEAU.		1	0.1%
MA GRAND MERE M AVAIT DEMANDER D ALLER AVEC ELLE		1	0.1%
MA GRANDE SOEUR QUI EST EN ANGLETERRE M AVAIT ENVOYE L ARGENT PUISQU ELLE AVAIT BESOIN DE MOI		1	0.1%
MA MERE M'AVAIT DEMANDE D'ALLER LAISSER MA FILLE VIVRE AVEC ELLE EN ANGOLA POUR QUE JE VIENNE CONTINUER AVEC MES ETUDES		1	0.1%

File : rdc_qb_migration

q604: For what reason did you leave this country

Value	Label	Cases	Percentage
MA PROPRE VOLONTE		1	0.1%
MA PROPRE VOLONTE AUSSI		1	0.1%
MA SOEUR AVAIT DEMANDE A CE QUE JE VIENNE AUSSI VIVRE AU RU ME DEBROUILLER COMME TOUT LE MONDE.		1	0.1%
MA SOEUR M A INVITEE A LUANDA		1	0.1%
MA SOEUR M AVAIT INVITEE LA CHEZ ELLE POUR L AIDER		1	0.1%
MA TANTE EN ANGOLA M A INVITE D Y ALLER		1	0.1%
MA TANTE QUI A VOULUE QUE J AILLE LA BAS		1	0.1%
MA VIE ETAIT DIFFICILE		1	0.1%
MALADE POUR ALLER RECEVOIR DES SOINS MEDICAUX		1	0.1%
MAMAN ETANT SORTI PARCEQUE SON ANCIEN MARI AVAIT DES PROBLEMES POLITIQUE ET ELLE AVAIT PEUR DE RESTE AU CONGO		1	0.1%
MANQUE D ARGENT CONFLITS FAMILIAUX		1	0.1%
MANQUE D OPPORTUNITE COMME DANS BEAUCOUP		1	0.1%

File : rdc_qb_migration

q604: For what reason did you leave this country

Value	Label	Cases	Percentage
DE PAYS AFRICAINS.			
MANQUE D OPPORTUNITES DIFFICULTE DE TROUVER UN TRAVAIL MEMES APRES ETUDES, INCERTITUDE DU LENDEMAIN, GUERRE		1	0.1%
MANQUE DE TRAVAIL DANS MON PAYS		1	0.1%
MAUVAISES CONDITIONS DE VIE AU CONGO ET RECHERCHE DE LA VIE		1	0.1%
MEILLEURE VIE QUE LA RDC		1	0.1%
MEILLEURES CONDITIONS DE VIE		1	0.1%
MEME RAISONS QUE TOUS LES CONGOLAIS		1	0.1%
MES ENFANTS M'ONT APPELEE POUR QUE JE VIENNE VIVRE AVEC EUX APRES LE DECES DE LEUR PERE.		1	0.1%
MES ENFANTS ONT PREFERE QUE JE VIENNE VIVRE AVEC EUX AU LIEU D ETRE DANS UN PAYS SANS AVENIR, AVEC DES ETRANGERS COMME GOUVERNANTS		1	0.1%
MES MOYENS DE SURVIE NE PERMETTAIT PLUS FACILITE D		1	0.1%

File : rdc_qb_migration

q604: For what reason did you leave this country

Value	Label	Cases	Percentage
AVOIR LE PETIT JOBS			
MES PARENTS ETAIENT LA		1	0.1%
MESENTENTE AVEC LE MARI		1	0.1%
METTRE EN OEUVRE MON ART		1	0.1%
MISSIO DE SERVICE		1	0.1%
MISSION DE SERVICE		1	0.1%
MISSION DE TRAVAIL		1	0.1%
MON AVIS A JUGE BON QUE NOUS RENTRIONS CHEZ EU A BRAZAVILLE		1	0.1%
MON CONJOINT AVAIT DECIDE QUE NOUS PARTIONS A BRAZZA VILLE		1	0.1%
MON COUSIN M AVAIT APPELE		1	0.1%
MON FRERE M A INVITEE		1	0.1%
MON FRERE M AVAIT INVITE CHEZ LUI		1	0.1%
MON MARI AVAIT COMMENCE UNE IMPRIMERIE A BRAZZA VILLE		1	0.1%
MON MARI AVAIT DEJA QUITE LA RDC		1	0.1%
MON MARI CHERCHAIT UN BOULOT EN ANGLETERRE.		1	0.1%
MON MARI EST VENU ME PRENDRE		1	0.1%

File : rdc_qb_migration

q604: For what reason did you leave this country

Value	Label	Cases	Percentage
MON MARI ETAIT DEJA AU RU.		1	0.1%
MON MARI ETAIT ENVOYE Y ALLER TRAVAIL COMME CONSEILLER DE L AMBASSADEUR		1	0.1%
MON ONCLE MAVAIT APPELE		1	0.1%
MON ONCLE TRAVAILLER A LUANDA ET IL M A AMENE LA BAS		1	0.1%
MON PERE AVAIT OBTENU UNE BOURSE D ETUDE ET TOUTE LA FAMILLE AVIT VOYAGE		1	0.1%
MON PERE ETAIT PROFESSEUR AU RWANDA		1	0.1%
MO n mari travaillait a l'ambassade (diplomatie)		1	0.1%
MUTATION		2	0.2%
MUTATION DE MON MARI		1	0.1%
MUTATION DE MA FEMME AUX ETATS UNIS		1	0.1%
MUTATION DE MON PERE		1	0.1%
MUTATION DE TRAVAIL		1	0.1%
MUTATION DES PARENTS		1	0.1%
Ma soeur qui etait en Belgique avait souhaite que je vienne		1	0.1%
Maladie		1	0.1%

File : rdc_qb_migration

q604: For what reason did you leave this country

Value	Label	Cases	Percentage
Mariage (mon mari se trouvait en Belgique)		1	0.1%
Mariage - son mari vit en Belgique		1	0.1%
Menace car elle etait une dissidente politique		1	0.1%
Mon mari avait trouve un meilleur poste ailleurs		1	0.1%
Mon mari est venu faire un stage chez VW		1	0.1%
Mon marie etait rentre au congo avec les enfants, la distance entre le canada et le congo devanait tres longue pour moi		1	0.1%
Mon oncle m'a fait appel pour gerer sa boite de nuit alors que lui se rend a Londres		1	0.1%
Mon papa m'a envoye pour faire des etudes		1	0.1%
Mon promoteur est decede peu avant mon arrivee et je me suis retrouvee sans promoteur. Difficultes scolarite des efts (langue wolof)		1	0.1%
N ETAIT PAS MA DESTINATION FINALE, A CAUSE DE LA GUERRE		1	0.1%
NE POUVANT PAS RENTRER AU CONGO JE SUIS VENU DEMANDER L ASILE POLITIQUE AU RU.		1	0.1%
NE POUVANT SUPORTER LA		1	0.1%

File : rdc_qb_migration

q604: For what reason did you leave this country

Value	Label	Cases	Percentage
DESEQUILIBRE CREER PAR LA SEPARATION DE MES PARENTS JE ME SUIS DECIDE D ALLER VIVRE AILLEURS			
NOUS ETIONS LA EN ATTENDANT D AVOIR UNE POSSIBILITE DE REJOINDRE LE ROYAUME UNI.		1	0.1%
NOUS SOMMES ALLER AVEC MON MARI QUI VOULAIT EXPLOITER LE DIAMANT		1	0.1%
NOUS SOMMES ALLES TENTER UNE EXPERIENCE DE VIE		1	0.1%
Non reponse		2	0.2%
Nous avons dû fuir la guerre de 1964 à l'Est de la RDC		1	0.1%
OBJECTIVES POURSUIVIS ATTEINTS		1	0.1%
ON A MUTE LEUR PAPA COMME ATTACHER MILITAIRE EN BELGIQUE		1	0.1%
ON ETAIT PARTI EN MISSION DE SERVICE AVEC MON MARI		1	0.1%
ON N A PAS RENOUVELLER NOTRE SEJOUR		1	0.1%
ON N AVAIS REJETTE MA DEMANDE		1	0.1%

File : rdc_qb_migration

q604: For what reason did you leave this country

Value	Label	Cases	Percentage
D ASILE EN BELGIQUE			
ON NE VOULAIT PLUS RESTER AU CONGO		1	0.1%
ON REFUSAIT DE PROLONGER MON SEJOUR		1	0.1%
ON avait un enfant malade qu'il fallait venir faire soigner a l'etranger		1	0.1%
ONU CHERCHAIT DES VOLONTAIRE C EST COMME CA QU ON ETAIT PARTI		1	0.1%
OPPORTUNITE D EVOLVER EN EUROPE		1	0.1%
OPPORTUNITES D'EMPLOI		1	0.1%
OPPORTUNITIE D'EMPLOI		1	0.1%
On avait le projet de partir en Belgique avec mon conjoint		1	0.1%
PAPA AVAIT DECIDE QU ON PARTE PARCEQU ON AVAIT BESOIN DES INTELLECTUEL AU BURUNDI		1	0.1%
PAPA ETAIT CONSULTANT AU NATIONS UNIS		1	0.1%
PAPA ETAIT CONSULTANT AU NIVEAU DU PNUD		1	0.1%
PAR CE QU ICI RIEN N ALLAIT ET LES GENS QUI VENAIENT DE L ANNGOLA RAMENAIENT BEAUCOUP D ARGENTS		1	0.1%

File : rdc_qb_migration

q604: For what reason did you leave this country

Value	Label	Cases	Percentage
PAR CE QUE J ETAIT SEPARÉE DE MON MARI ET JE N AVIS PAS D AUTRES ENDROITS POUR RESTER		1	0.1%
PAR CE QUE MA DESTINATION ETAIS LA MOZAMBIQUE		1	0.1%
PAR INVITATION DES ENFANTS		1	0.1%
PAR LA DEMANDE DE MON AMIE		1	0.1%
PAR MANIÈRE DE GAGNER DE L'ARGENT POUR ETUDIER ICI		1	0.1%
PARCE QUE JE NE SAVAIS PLUS RIEN FAIRE AVEC LES PILLAGES		1	0.1%
PARCE QUE L'UNIKIN ETAIT FERMÉE, DONC JE VOULAIS CONTINUER MES ETUDES.		1	0.1%
PARCE QUE MON EPOUSE N AVAIT QU'UN PERMIS DE SEJOUR D UN MOIS RENOUELLABLE CE QUI NOUS DERANGE		1	0.1%
PARCEQUE IL Y AVAIT BEAUCOUP DE FACILITE ET AUSSI LA VIE ETAIT MEILLEUR LA BAS ET N EXIGAIT RIEN COMME DOCUMENT		1	0.1%
PARCEQUE MA TANTE QUI EST EN		1	0.1%

File : rdc_qb_migration

q604: For what reason did you leave this country

Value	Label	Cases	Percentage
FRANCE A VOULU QUE JE TRANSITE EN ANGOLA POUR SE RETROUVER EN EUROPE			
PARTICIPER A UN SEMINAIRE		1	0.1%
PARTICIPER A UN SEMINAIRE A RWANDA		1	0.1%
PAS D OPPORTUNITES DE PROGRESSER DANS LA VIE, A LA RECHERCHE D UNE VIE MEILLEURE		1	0.1%
PAS DE CIRCULATION D ARGENT EN RDC		1	0.1%
PAS DE REPONSE		2	0.2%
PAS LA DESTINATION FINALE		1	0.1%
PAS MA DESTINATION FINALE		2	0.2%
PASSER DES VACANCES		1	0.1%
PCQ IL AVIAT BEAUCOUP D ACTIVITES LA BA		1	0.1%
PERSECUTION POLITIQUE		1	0.1%
PERSECUTION POLITIQUE PAR LE REGIME DICTATORIAL DU PRESIDENT MOBUTO.		1	0.1%
PERSECUTION POLITIQUE PAR LE REGIME EN PLACE A CAUSE DES		1	0.1%

File : rdc_qb_migration

q604: For what reason did you leave this country

Value	Label	Cases	Percentage
OPINIONS POLITIQUES			
PERSPECTIVES D AVENIR		1	0.1%
POLITIQUE		11	1.0%
POR SE MARIER. SON MARI LUI AVAIT DEMANDE DE PARTIR		1	0.1%
POUR MIEUX VIVRE EN FRANCE		1	0.1%
POUR ALLER TENTER DE VIVRE CHEZ MA TANTE		1	0.1%
POUR REJOINDRE MON PERE		1	0.1%
POUR ACCOMPAGNER MON BEAU FRERE		1	0.1%
POUR AIDER MES ENFANTS ET S OCCUPER DE MES PETITS ENFANTS.		1	0.1%
POUR ALLER A LONDRES		3	0.3%
POUR ALLER A LONDRES, C ETAIT FACILE DE RENTRER A PARTIR DE UK.		1	0.1%
POUR ALLER AU RU		1	0.1%
POUR ALLER CHERCHER DU PAIN		1	0.1%
POUR ALLER CHERCHER LA VIE COMME TOUT LE MONDE		1	0.1%
POUR ALLER CONTINUER LES ETUDES		1	0.1%
POUR ALLER ETUDIER		2	0.2%
POUR ALLER FAIRE MES		1	0.1%

File : rdc_qb_migration

q604: For what reason did you leave this country

Value	Label	Cases	Percentage
ETUDES A L ETRANGER			
POUR ALLER FAIRE UN STAGE DE PERFECTIONNE		1	0.1%
POUR ALLER ME DEBROUILLER		1	0.1%
POUR ALLER ME DEBROUILLER CHERCHER LA VIE		1	0.1%
POUR ALLER ME LANCER DANS LE COMMERCE AU CONGO BRAZZA		1	0.1%
POUR ALLER RECHERCHER LA VIE		1	0.1%
POUR ALLER REJOINDRE MON MARI ON EST VENU M EPOUSER ICI		1	0.1%
POUR ALLER TRAVAILLER		2	0.2%
POUR ALLER TRAVAILLER A LUNDA		1	0.1%
POUR ALLER TRAVAILLER FAIRE MON COMMERCE		1	0.1%
POUR ALLER VISITE LA BELLE MERE		1	0.1%
POUR ATTEIDRE MOZAMBIQUE		1	0.1%
POUR CHERCHER DU TRAVAIL		2	0.2%
POUR CONTINUER LES ETUDES, LES AFFAIRES AU CONGO N ETAIENT PAS BONNES.		1	0.1%
POUR CONTINUER MES ETUDES		1	0.1%

File : rdc_qb_migration

q604: For what reason did you leave this country

Value	Label	Cases	Percentage
POUR CONTINUER MON TRAVAIL DE CAMERAMEN EN AFRIQUE DU SUD		1	0.1%
POUR DES ETUDES SUPERIEURE EN AVIATION MILITAIRE		1	0.1%
POUR DES RAISON D ETUDES		2	0.2%
POUR DES RAISONS D ETUDES		1	0.1%
POUR DES RAISONS D ETUDES, JE DEVRAIS SUIVRE UNE FORMATION EN BELGIQUE		1	0.1%
POUR DES RAISONS DE FOOT BALL		3	0.3%
POUR DONNER UNE BONNE QUALITE DE VIE A MES ENFANTS		1	0.1%
POUR ETRE PROTEGE		2	0.2%
POUR ETUDE		1	0.1%
POUR ETUDIER		3	0.3%
POUR EVANGELISER UNE FAMILLE		1	0.1%
POUR EXPERIMENTE LE COMMERCE AILLEURS		1	0.1%
POUR FAIRE DES AFFAIRES		1	0.1%
POUR FAIRE DU PETIT COMMERCE EN VU D ECONOMISER		1	0.1%
POUR FAIRE LE CCOMMERCE		1	0.1%

File : rdc_qb_migration

q604: For what reason did you leave this country

Value	Label	Cases	Percentage
POUR FAIRE LE COMMERCE		1	0.1%
POUR LA DIFFICULTE		1	0.1%
POUR LA VENTE DES DIAMANTS ET ACHAT		1	0.1%
POUR LE COMMERCE		2	0.2%
POUR LES ETUDES		4	0.4%
POUR LES ETUDES DE MON MARI		1	0.1%
POUR LES RAISONS DE SERVICE EGO EST ALLE COUDRE DES HABITS EN ANGLETERRE		1	0.1%
POUR ME RENDRE EN GRANDE BRETAGNE		1	0.1%
POUR PARTICIPER A UN ATELIER DE FORMATION UN SEMINAIRE ET AFFAIRES		1	0.1%
POUR POURSUIVRE DES ETUDES POUR DES REAISONS DE SECURITE		1	0.1%
POUR PREPARE MES ETUDES DE MAITRISE		1	0.1%
POUR RAISON DE SERVICE		1	0.1%
POUR RAISONS D ETUDES, FAIRE MES ETUDES SUPERIEURES		1	0.1%
POUR REJOINDRE MA PREMIERE CONJOINTE		1	0.1%

File : rdc_qb_migration

q604: For what reason did you leave this country

Value	Label	Cases	Percentage
POUR REJOINDRE MON MARI		2	0.2%
POUR REJOINDRE SON CONJOINT		1	0.1%
POUR REJOINDRE SON MARI		1	0.1%
POUR REPRENDRE LE TRAVAIL A LA CROIX ROUGE BELGIQUE		1	0.1%
POUR SE DEBROUILLER ET RESIDER LA BAS		1	0.1%
POUR SUIVRE DE ETUDES		1	0.1%
POUR TRAVAILLER		1	0.1%
POUR TROUVER UNE VIE MEILLEURE ET REJOINDRE MES PROCHEs		1	0.1%
POUR UN AVENIR MEILLEUR		1	0.1%
POUR UNE FORMATION		1	0.1%
POUR UNE FORMATION SPECIALE DE L AVIATION		1	0.1%
POUR VISITER PAPA ET MAMAN QUI SONT LA BAS		1	0.1%
POUR VOYAGER EN EUROPE		1	0.1%
POUR Y TROUVER LE BONHEUR		1	0.1%
POURSUIVRE LES ETUDES		2	0.2%
PREFERE NE PAS DIRE		1	0.1%
PREPARER ET DEFENDRE		1	0.1%

File : rdc_qb_migration

q604: For what reason did you leave this country

Value	Label	Cases	Percentage
MA THESE DE DOCTORAT			
PROBLEME DES PAPIERS, VOULOIR TENTER AILLEURS		1	0.1%
PROBLEMES POLITIQUES, GUERRE		1	0.1%
Par le travail de mon pere, a cause de la precarite du systeme au Congo		1	0.1%
Parce qu'elle voulait rentrer chez elle en Belgique, pour les enfants, le Canada etait bien plus loin que la Belgique		1	0.1%
Parce qu'il recupere son statu legal grace a la regularisation de 2000		1	0.1%
Parce que c'etait a la mode d'aller en Europe et pour suivre les amis		1	0.1%
Parce que le but etait de venir en Europe		1	0.1%
Parce que mon mari etait militaire belge et il devait quitter l'Allemagne et rester en Belgique.		1	0.1%
Parce que mon papa, diplomate, allait etre mute au Congo (RDC)		1	0.1%
Part en Angola pour attendre appel du mari pour venir en Europe (Belgique) - Acheter passeport et VISA		1	0.1%

File : rdc_qb_migration

q604: For what reason did you leave this country

Value	Label	Cases	Percentage
Pas d'avenir pour elle au Congo -> pas d'opportunit�, pas de stabilit�		1	0.1%
Pas possible d'etre refugie politique en Afrique du Sud		1	0.1%
Pas possible de demander l'asile		1	0.1%
Pensait etudier a Paris		1	0.1%
Peur des represailles politiques apres le deces du chef de l'Etat		1	0.1%
Pillage ils ont fui meme si le mari voulait rester la bas,ils ont ete oblige vu que tout leur a ete pris		1	0.1%
Pillage, l'insecurite		1	0.1%
Plus la possibilite de continuer les etudes(annees blanches)		1	0.1%
Pour Echapper aux menaces politiques		1	0.1%
Pour accompagner mon mari aux etudes de doctorat		1	0.1%
Pour accompagner son pere, elle avait 9 ans		1	0.1%
Pour aller au Canada car pas de papier ni de titre de sejour possible en France		1	0.1%
Pour aller au deuil de ma fille au Canada		1	0.1%
Pour aller faire une formation religieuse en Italie		1	0.1%

File : rdc_qb_migration

q604: For what reason did you leave this country

Value	Label	Cases	Percentage
Pour ceder les affaires a qqn de la famille		1	0.1%
Pour changer de pays elle en avait marre de Kinshasa		1	0.1%
Pour connaitre l'Europe qu'on considerait comme un Eldorado		1	0.1%
Pour continuer la formation Pour aller chercher papiers et avions a Kinshasa (contourner zones rebelles) Contourner pour aller dans son propre pays a cause de la guerre		1	0.1%
Pour continuer sa formation superieure		1	0.1%
Pour des raison d'etudes de troisieme cycle		1	0.1%
Pour des raisons d'etudes		1	0.1%
Pour des raisons d'etudes de master en sante publique		1	0.1%
Pour des raisons d'etudes de sante publique		1	0.1%
Pour des raisons de securite		1	0.1%
Pour des raisons de statut legal, il n'avait plus le titre en Belgique		1	0.1%
Pour des raisons medicales "sejour humanitaire" pr son mari		1	0.1%
Pour des raisons politique et a cause de l'insecurite		1	0.1%
Pour des raisons politiques, en tant qu'opposant		1	0.1%

File : rdc_qb_migration

q604: For what reason did you leave this country

Value	Label	Cases	Percentage
au regime, j'etais arrete, torture			
Pour des raisons politiques, j'ai failli etre tue au Congo en tant qu'opposant		1	0.1%
Pour des raisons politiques, j'etais en danger, membre de l'UDPS. Pourchasse par Mobutu		1	0.1%
Pour etre pres de la famille et pour se soigner		1	0.1%
Pour faire des etudes		2	0.2%
Pour faire des etudes de troisieme cycle.		1	0.1%
Pour faire des etudes en droit en Europe		1	0.1%
Pour faire des etudes qui etaient mieux reconnues		1	0.1%
Pour faire la specialisation en imuno-hemato-transfusion, bourse speciale de CUD		1	0.1%
Pour faire ses etudes ici car il y avait des prob politiques au Congo qui perturbaient le fonctionnement de l'universite		1	0.1%
Pour finir les conflits		1	0.1%
Pour fuir les menaces politiques et sur les conseils de sa soeur		1	0.1%
Pour fuir les pressions politiques		1	0.1%
Pour le besoin de bien realiser mon trafic		1	0.1%

File : rdc_qb_migration

q604: For what reason did you leave this country

Value	Label	Cases	Percentage
de matieres precieuses			
Pour le travail		1	0.1%
Pour le travail, il a ete envoye la-bas		1	0.1%
Pour les etudes		9	0.8%
Pour les etudes (decisions des parents)		1	0.1%
Pour les etudes (raison officielle) Le Congo ca m'envrait, ce pays. On ne prend pas les gens pour leur reelle valeur. Les salaires sont trop maigres. C'est la vraie raison de mon depart.		1	0.1%
Pour les etudes et il subissait des menaces politiques.		1	0.1%
Pour les soins de sante de mon pere, pour l'accompagner		1	0.1%
Pour ma religion. Persecution.		1	0.1%
Pour raison d'etudes => specialisation en ORL au Senegal		1	0.1%
Pour raison de formation de police		1	0.1%
Pour rejoindre Kinshasa		3	0.3%
Pour rejoindre la famille		1	0.1%
Pour rejoindre la famille, pere diplomate		1	0.1%
Pour rejoindre le mari present en Belgique		1	0.1%
Pour rejoindre mon mari		3	0.3%
Pour rejoindre mon mari qui		1	0.1%

File : rdc_qb_migration

q604: For what reason did you leave this country

Value	Label	Cases	Percentage
y effectuait des etudes			
Pour rejoindre mon mari venu aux etudes		1	0.1%
Pour rejoindre sa mere et poursuivre ses etudes		1	0.1%
Pour rejoindre sa mere et sa famille		1	0.1%
Pour rejoindre son copain / futur epoux		1	0.1%
Pour rejoindre son frere en France		1	0.1%
Pour rejoindre son mari qui devait revenir en Belgique pour obtenir la nationalite belge		1	0.1%
Pour se marier et suivre son conjoint		1	0.1%
Pour se rendre en Belgique et y effectuer son doctorat		1	0.1%
Pour suivre le conjoint qui travaillait au Mali		1	0.1%
Pour suivre le conjoint qui travaillait en Angola		1	0.1%
Pour suivre le conjoint qui travaillait en Ouganda		1	0.1%
Pour suivre le mari		1	0.1%
Pour suivre mon conjoint		1	0.1%
Pour suivre mon mari qui avait des problemes politiques en RDC et qui avait quitte le pays		1	0.1%
Pour suivre mon mari qui etait originaire de la-bas		1	0.1%

File : rdc_qb_migration

q604: For what reason did you leave this country

Value	Label	Cases	Percentage
Pour suivre son mari qui etait belge		1	0.1%
Pour suivre son mari qui travaillait la		1	0.1%
Pour suivre une formation de troisieme cycle		1	0.1%
Pour suivre une formation vu que en NL, cela ne tenait pas		1	0.1%
Pour trouver du travail		1	0.1%
Pour venir chercher sa famille mais la situation etait critique, il decide en 98 que sa famille resterait vivre ici et qu'il ferait la navette		1	0.1%
Pour venir en Belgique. Il y avait de l'insecurite en Angola. Les agents de securite de Mobutu venaient en Angolas enlever les opposants congolais qui s'y cachaient.		1	0.1%
Pour venir faire des etudes		1	0.1%
Pour venir faire des etudes en Belgique		1	0.1%
Pour vivre ou cohabiter avec mon conjoint		1	0.1%
Poure mes etudes		1	0.1%
Poursuite des etudes		1	0.1%
Poursuivre des etudes		1	0.1%
Pr raisons d'etudes de langues / Apprentissage anglais		1	0.1%

File : rdc_qb_migration

q604: For what reason did you leave this country

Value	Label	Cases	Percentage
Pr raisons d'etudes superieures		1	0.1%
Probleme du pere qui avait disparu (lors de la periode de conscience nationale), mere avait 1 demande d'asile en Hollande		1	0.1%
Probleme mari. Mari etait militaire, il a fui au village (Mbandaka) garde des rebelles chez eux (ex. militaires Mobutu)		1	0.1%
Probleme politique au pays		1	0.1%
Problemes de pillages, insecurite => ca n'allait pas, peur de se faire tuer, surtout qu'elle avait fait de la politique et etait parfois cambriolee car elle avait une belle maison.		1	0.1%
Problemes familiaux - Problemes d'etudes manque d'argent - reflexion		1	0.1%
Problemes familiaux et d'etudes		1	0.1%
Problemes insecurite se sentait en danger mais aimait le pays. Suite aux problemes (inculpee mais innocente) - Decouvert des choses dans le restaurant : on dit que collaborait avec opposants de Kabila.		1	0.1%

File : rdc_qb_migration

q604: For what reason did you leave this country

Value	Label	Cases	Percentage
Problemes politiques		2	0.2%
Problemes politiques car il etait militant de l'opposition. A ete arrete, s'est evade.		1	0.1%
Problemes politiques car on l'accusait d'avoir collabore		1	0.1%
Problemes politiques pcq denonce problemes dans un essai qu'il a ecrit		1	0.1%
Problemes politiques. Il fallait fuir car on avait tue ma mere		1	0.1%
Problemes politiques. Ma tante etait dans un parti politique d'opposition		1	0.1%
Problemes politiques. Mon mari faisait partie d'un parti contre Kabila et elle a ete arretee avec lui. Violee par les soldats		1	0.1%
Problemes politiques. On m'avait arbitrairement mis en prison, et j'ai pu m'enfuir. J'etais en danger.		1	0.1%
Profession de boxe		1	0.1%
Question de securite pt de vue politique et professionnel suite a la fonction de consultant		1	0.1%
RAISON D ETUDES		1	0.1%
RAISON DE SERVICE		1	0.1%
RAISON DE TRAVAIL		1	0.1%

File : rdc_qb_migration

q604: For what reason did you leave this country

Value	Label	Cases	Percentage
RAISON DES ETUDES		1	0.1%
RAISONS ETUDES		1	0.1%
RAISONS D ETUDE IL FALLAIT Y ALLER POUR MENER LES DEMARCHES DU VISA POUR L ARABIE SAOUDITE		1	0.1%
RAISONS PERSONNELLES		1	0.1%
RAISONS POLITIQUES		3	0.3%
RAISONS POLITIQUES, MANQUE D OPPORTUNITES		1	0.1%
RAISONS PROFESSIONNELLE DIPLOMATIE		1	0.1%
RECEVOIR UNE FORMATION POLICIERE		1	0.1%
RECHERCHE D EMPLOI		1	0.1%
RECHERCHE D EMPLOI, AVENIR MEILLEUR		1	0.1%
RECHERCHE D UN MEILLEUR AVENIR		1	0.1%
RECHERCHE D UNE MEILLEURE VIE		1	0.1%
RECHERCHE D'UNE VIE MEILLEURE		1	0.1%
RECHERCHE DE BONNE VIE		1	0.1%
RECHERCHE DE CONDITIONS DE SECURITE		1	0.1%
RECHERCHE DE LA VIE		1	0.1%
RECHERCHE DE PAPIERS,		1	0.1%

File : rdc_qb_migration

q604: For what reason did you leave this country

Value	Label	Cases	Percentage
AUSSI BONNE CONDITIONS DE VIE			
RECHERCHE DE PAPIERS, J AI CHERCHE COMMENT OBTENIR LE STATUT		1	0.1%
RECHERCHE DE PAPIERS/ STATUT		1	0.1%
RECHERCHE DE VIE MEILLEURE ET ESPOIR D ALLER EN EUROPE		1	0.1%
RECHERCHE DES MEILLEURS CONDITIONS DE VIE		1	0.1%
RECHERCHE DU DE NOUVELLES OPPORTUNITES (TRAVAIL)		1	0.1%
RECHERCHER LES MEILLEURES CONDITIONS D ETUDES		1	0.1%
RECHERCHER LES MEILLEURS CONDITIONS DE VIE		1	0.1%
RECHERCHER UNE VIE MEILLEURE		1	0.1%
REFOULEMENT		3	0.3%
REGROUPEMEN FAMILIALE		2	0.2%
REJOINDRE MES PARENTS		1	0.1%
REJOINDRE MON MARI PARTI POUR LES RAISON D'ETUDE EN ROUMANIE		1	0.1%
REJOINDRE CONJOINT		3	0.3%
REJOINDRE LA PERE		1	0.1%

File : rdc_qb_migration

q604: For what reason did you leave this country

Value	Label	Cases	Percentage
REJOINDRE LA TANTE QUI VIVAIT EN RCA		1	0.1%
REJOINDRE LE MARI		1	0.1%
REJOINDRE LE PAPA		1	0.1%
REJOINDRE LE PAPA QUI EST ALLE CHERCHER DU BOULOT		1	0.1%
REJOINDRE MA FAMILLE ET PARTIR EN EUROPE APRES		1	0.1%
REJOINDRE MA FIANCEE		1	0.1%
REJOINDRE MA FILLE EN RU		1	0.1%
REJOINDRE MA MERE		1	0.1%
REJOINDRE MES PARENTS		1	0.1%
REJOINDRE MON CONJOINT		1	0.1%
REJOINDRE MON FRERE		1	0.1%
REJOINDRE MON MARI		3	0.3%
REJOINDRE MON MARI ET AVOIR UN EMPLOI		1	0.1%
REJOINDRE MON MARI QUI S Y TROUVAIT DEPUIS 1992;		1	0.1%
REJOINDRE MON PERE		1	0.1%
REJOINDRE NOTRE PAPA QUI Y RESIDAIT		1	0.1%
REJOINDRE SA COUSINE AU CAMEROUN		1	0.1%
REJOINDRE SON MARI		2	0.2%

File : rdc_qb_migration

q604: For what reason did you leave this country

Value	Label	Cases	Percentage
RENDRE VISITE A LA FAMILLE DE MA MERE		1	0.1%
RENDRE VISITE A MA SOEUR		1	0.1%
RIEN NE MARCHE EN RD CONGO		1	0.1%
RISQUE D ETRE EN PRISON A CAUSE D UNE SOMME D ARGENT QUI A DISPARU DANS L ENTREPRISE		1	0.1%
Racisme		1	0.1%
Raison d'etudes, avoir un dipl�me occidental (valorise mes etudes)		1	0.1%
Raison de sante		1	0.1%
Raisons d'etudes		1	0.1%
Raisons d'etudes post-universitaires		1	0.1%
Raisons d'etudes superieures		1	0.1%
Raisons d'etudes superieures et universitaires		1	0.1%
Raisons d'etudes universitaires		4	0.4%
Raisons de vacances (visite familiale)		1	0.1%
Raisons economiques		1	0.1%
Raisons politiques		1	0.1%
Raisons politiques (en danger a la mort de son pere qui etait dans un mouvement politique)		1	0.1%
Raisons politiques, exil politique. Elle a fui avec son frere. Kabila		1	0.1%

File : rdc_qb_migration

q604: For what reason did you leave this country

Value	Label	Cases	Percentage
supprimait tous les "proteges" de Mobutu			
Raisons politiques. A transporte une cassette video compromettante sans le savoir. A ete arrete.		1	0.1%
Raisons politiques. ã %otait militant a l'universite. Pere enleve suite a l'assassinat de 3- p. Bemba		1	0.1%
Raisons politiques. J'etais en danger parce que j'etais dans l'opposition a Mobutu		1	0.1%
Raisons professionnelles (un emploi a la CMB)		1	0.1%
Raisons securitaires, problemes politiques		1	0.1%
Recyclage		1	0.1%
Reglement de compte politique apres l'election presidentielle en 2006. Fuite car ennemis politiques au pouvoir.		1	0.1%
Regroupement familial		2	0.2%
Regroupement familial (rejoindre ma famille => frere et soeurs)		1	0.1%
Regroupement familial (suivre l'epouse)		1	0.1%
Regroupement familial, son mari etudiait en Belgique		1	0.1%
Regroupement familial. Rejoindre mon epouse		1	0.1%

File : rdc_qb_migration

q604: For what reason did you leave this country

Value	Label	Cases	Percentage
Rejoindre la seconde patrie (devenue sujet de nationalite belge)		1	0.1%
Rejoindre mes enfants		1	0.1%
Rejoindre mon mari		1	0.1%
Rejoindre mon mari qui est aux etudes		1	0.1%
Rejoindre son mari		2	0.2%
SE FAIRE SOIGNER		1	0.1%
SE PROMENER DANS LE MONDE		1	0.1%
SECURITE comme ex-militaire du regime de Mobutu, je me sentais en insecurite		1	0.1%
SELON LES DIRES DES AMIS SI VOUS ALLEZ EN ANGOLA SURTOUT SI VOUS CONNAISSEZ UN METIER QUELCONQUE VOUS AUREZ BEAUCOUP D ARGENT		1	0.1%
SOINS MEDICAUX		1	0.1%
SOUFFRANCE DE LA VIE DIFFICULTE DE LA VIE		1	0.1%
SPECIALISATIO DANS LE SPORT EN EUROPE		1	0.1%
STAGE D APPRENTISSAG		1	0.1%
SUITE A LA GUERRE D AGRESSION		1	0.1%
SUIVRE LE MARI		1	0.1%

File : rdc_qb_migration

q604: For what reason did you leave this country

Value	Label	Cases	Percentage
SUIVRE MA COPINE		1	0.1%
SUIVRE MA FEMME		1	0.1%
SUIVRE MA MERE		2	0.2%
SUIVRE MON FRERE		1	0.1%
SUIVRE MON MARI		2	0.2%
SUR DEMANDE DE MA MERE COMME J ETAIS SANS OCCUPATION		1	0.1%
Sa soeur qui vit au Congo lui a dit de partir		1	0.1%
Securite. Il s'est senti menace		1	0.1%
Soigner une maladie		1	0.1%
Soins medicaux		1	0.1%
Son epouse n'aimait pas qu'il vive aux USA		1	0.1%
Son mari a obtenu un poste en Belgique		1	0.1%
Son mari a pris sa pension et ses enfants etudiaient en Belgique		1	0.1%
Son mari etait dans le parti de Tshikede et etait suppose etre "brailleux politique". Il a ete arrete un matin et puis a disparu elle a fui vu qu'elle possedait les affaires de DPS (parti) elle etait recherchee et toute sa famille etait partie		1	0.1%
Son mari n'etait pas payer, le gvt congolais ne payait + un qu'il etait enseignant. Ils devaient		1	0.1%

File : rdc_qb_migration

q604: For what reason did you leave this country

Value	Label	Cases	Percentage
payer l'ecole en FB ms il n'avait pas.			
Souffrance, pauvrete importante dans le pays		1	0.1%
Stage dans une maison de repos en Belgique		1	0.1%
Stage de formation en photographie en belgique		1	0.1%
Stage professionnel		1	0.1%
Suite aux problemes de la politique de Kabila, il n'avait pas la meme vision politique. Il etait vu comme un element perturbateur		1	0.1%
Suivre la famille, il etait enfant.		1	0.1%
Suivre le mari qui rentrait en Belgique		1	0.1%
Suivre le mari qui se retrouve en belgique		1	0.1%
Suivre ma mere apres divorce		1	0.1%
Suivre son mari aux etudes		1	0.1%
Suivre son mari qui venait faire ses etudes en Belgique		1	0.1%
TENTER DE FAIRE LE COMMERCE		1	0.1%
TENTER LA CHANCE AILLEURS		1	0.1%
TOURISME		1	0.1%
TOUS NOS DEPLACEMENT ETAIENT LIES A L'ONCLE PAR RAPPORT A SON TRAVAIL		2	0.2%

File : rdc_qb_migration

q604: For what reason did you leave this country

Value	Label	Cases	Percentage
TRANSIT		7	0.6%
TRANSIT, PAS DESTINATION FINALE		1	0.1%
TRAQUE PAR LE REGIME DE KABILA POUR AVOIR CRITIQUE LA MEGESTION DE L ARMEE FILTREE PAR LES RWANDAIS		1	0.1%
TRAVAIL MOINS REMUNERATEU		1	0.1%
TROP DE MISERE		1	0.1%
TROUVER DE L EMPLOI		1	0.1%
TROUVER DU BOULOT		1	0.1%
Tensions ethniques a Lubumbashi contre les Kasaiens (Refugies)		1	0.1%
Transit de vacances		1	0.1%
Travail		1	0.1%
Travaille au salon. Petite soeur de la mere a vu qu'elle tresse bien les cheveux . Partie au Bakongo : gens de police l'arretent - cachot et insecurite - complice pour sortir : rencontre un garçon qui a dit qu'il faut qu'elle quitte.		1	0.1%
Trop de problemes avec depart Mobutu. Mari colonel du Katanga, malmene a l'armee et emprisonne par Mobutu. Apres, menace de l'armee		1	0.1%

File : rdc_qb_migration

q604: For what reason did you leave this country

Value	Label	Cases	Percentage
sur la famille, enlèvement du fils (2000). Enfants a l'étranger conseillent de partir pour ne pas être tuée.			
UN AMI MA APPELE POUR ALLER TRAVAILLER		1	0.1%
VACANCES AVEC LES AMIS. SE PROMENER. A LA RECHERCHE DU TRAVAIL		1	0.1%
VACANCES ET AFFAIRES		1	0.1%
VENUE A APPRENDRE L'ANGLAIS EN GRANDE BRETAGNE		1	0.1%
VIE TRES DIFFICILE SANS PAPIERS		1	0.1%
VIOLENCE, MANQUE D'OPPORTUNITES		1	0.1%
VISITE		1	0.1%
VISITE A SA TANTE		1	0.1%
VISITE DANS LE CADRE DE BUSINESS		1	0.1%
VISITE FAMILIALE		5	0.4%
VISITER MA FAMILLE		1	0.1%
VISITER MA FAMILLE		1	0.1%
VISITE FAMILIALE		1	0.1%
VOULOIR QUITTER LA RDC POUR CONTINUER LES ETUDES		1	0.1%
Venue en touriste pour visiter la Belgique		1	0.1%

File : rdc_qb_migration

q604: For what reason did you leave this country

Value	Label	Cases	Percentage
Voulant faire des etudes de troisieme cycle a Liege		1	0.1%
Voyage pour passer un test de recrutement chez AGF Assurance		1	0.1%
Y HABITAIT CHEZ LA SOEUR SANS INTENTION DE S Y INSTALLERDEF		1	0.1%
a cause de la guerre, elle etait veuve, elle a connu des problemes politiques		1	0.1%
a cause de la situation politique et economique "la vie etait intenable"		1	0.1%
affaires (commerce, trafic du diamant...); achat et vente du diamant		1	0.1%
but d'aller faire des etudes en francais		1	0.1%
car il avait obtenu du TS (faux) pour aller en Belgique		1	0.1%
car il avait rencontre sa femme qui etait en vacances au Pays-Bas		1	0.1%
chercher un mieux etre car mon business n'etait pas securise		1	0.1%
curiosite		1	0.1%
difficulte a pratiquer la langue et a prefere retenter sa chance en Belgique		1	0.1%
difficultes d'avoir du travail		1	0.1%

File : rdc_qb_migration

q604: For what reason did you leave this country

Value	Label	Cases	Percentage
echange d'etudiants		1	0.1%
elle a quitte pour des raisons de securite, pour proteger sa fille et pour s'enfuir des pillages		1	0.1%
elle ne voulait pas rester au Portugal et elle voulait faire sa scolarite en francais		1	0.1%
elle voulait faire des etudes en Europe, le Congo etait en pleine crise politique		1	0.1%
en partant de l'Ougada, je n'entendais pas rester en Italie		1	0.1%
etude d'anthropologie		1	0.1%
etudes		7	0.6%
etudes car le systeme congolais etait pas structure		1	0.1%
etudes de theologie specialisee		1	0.1%
etudes et apprendre l'anglais medical		1	0.1%
etudes post universitaires		1	0.1%
etudes post-universitaires		3	0.3%
etudes universitaires		1	0.1%
etudes, j'avais un ebourse pour l'Italie		1	0.1%
etudes, stage		1	0.1%
etudes: formation sciences infirmieres en Belgique		1	0.1%
etudier a l'UCL		1	0.1%
exil: son mari etait dans la		1	0.1%

File : rdc_qb_migration

q604: For what reason did you leave this country

Value	Label	Cases	Percentage
politique, peur des persecutions			
fin du service du mari (retour au pays d'origine du maru)		1	0.1%
finir les etudes		1	0.1%
formation religieuse		1	0.1%
il a obtenu une bourse pour commencer un etese		1	0.1%
il a suivi les conseils de ses amis. on disait qu'il fallait pas aller en Belgique si on fuyait le congo car Belgique = RDC		1	0.1%
il oulait faire les etudes en Europe - pr creer son entreprise apres		1	0.1%
il subissait des menaces politiques		1	0.1%
j'ai fait des exactions par rapport a mes activites dans les droits de l'homme; j'etais recherche pour etre arrete		1	0.1%
j'ai fini la mission; je participais aux jeux africains au Caire et je rentrais au Congo par la Yougoslavie fin decembre		1	0.1%
j'ai perdu mon travail et les demarches de sejour n'ont pas ete concluantes		1	0.1%
j'ai rejoint mon epoux		1	0.1%
l'employeur les envoyait pour formation specialisee dans le cadre de la normalisation de		1	0.1%

File : rdc_qb_migration

q604: For what reason did you leave this country

Value	Label	Cases	Percentage
la comptabilite en Afrique			
la guerre; universite fermee		1	0.1%
le pere devait travailler sur un chantier a Kigali		1	0.1%
les conditions de vie devenaient trop difficiles apres la separation avec mon mari. J'avais besoin de trouver du travail.		1	0.1%
les etudes		2	0.2%
les opportunités de travail n'étaient pas assurées. Il fallait trouver un autre refuge.		1	0.1%
ma fille avait peur pour moi car j'ai travaillé pour Kabila		1	0.1%
ministere d'evangelisation		1	0.1%
ministere d'evangelisation l'a conduit a l'etranger		1	0.1%
moyens de vivre, problemes Kasai-Katanga, problemes politiques		1	0.1%
mutation de service a la Gelamines		1	0.1%
parce que la bourse etait arrivee a son terme		1	0.1%
parce que sa maman etait rwandaise, chasse a Kinshasa et on a tue sa maman		1	0.1%
pas de travail au pays		1	0.1%
pas de travail et pas de titre de sejour		1	0.1%

File : rdc_qb_migration

q604: For what reason did you leave this country

Value	Label	Cases	Percentage
personnelles, je ne veux pas en dire plus		1	0.1%
plus des moyens financiers		1	0.1%
pour arriver en Belgique		1	0.1%
pour des etudes, en RDC, la qualite des etudes etait mauvaise		1	0.1%
pour des raisons d'etude de master en sante publique		1	0.1%
pour des raisons de securite car le pere etait militaire		1	0.1%
pour des raisons politiques + a cause de la diminution de salaire liee a l'effort de guerre et aussi pour faire des etudes		1	0.1%
pour des raisons politiques et de salaires + menaces de mort		1	0.1%
pour des raisons politiques, elle etait menacee par une personne qui avait des contacts avec les politiciens		1	0.1%
pour des raisons politiques, j'avais loge des amis ruandais et l'on m'a cherche pour me tuer aussi		1	0.1%
pour des raisons politiques, propagande contre Kabila		1	0.1%
pour faire des etudes, le programme etait bien compare a RDC		1	0.1%
pour faire une licence en sciences		1	0.1%

File : rdc_qb_migration

q604: For what reason did you leave this country

Value	Label	Cases	Percentage
hospitalieres car elle n'existait pas au Congo			
pour les etudes		2	0.2%
pour les etudes; l'universite avait ete fermee car les etudiants avaient manifeste contre la dictature		1	0.1%
pour partir en RDC (transit de la Belgique a la RDC)		1	0.1%
pour poursuivre ses etudes. Car avec Mobutu a ferme les universites pendant 5 ans		1	0.1%
pour raisons personnelles		1	0.1%
pour rejoindre le mari		1	0.1%
pour suivre le conjoint		3	0.3%
pour suivre mon mari qui a eu une bourse d'etudes a l'etranger		1	0.1%
pour venir vivre dans un pays francophone avec mon petit-fils, ma fille etait belge		1	0.1%
precarite de l'emploi et meme manque d'emploi en RDC		1	0.1%
problemes politiques		1	0.1%
raisons d'etudes post-universitaires		3	0.3%
raisons d'etudes universitaires		1	0.1%
raisons d'insecurite, un membre de la famille travaillait au parquet avec les poursuivants, insecurite tres importante		1	0.1%

File : rdc_qb_migration

q604: For what reason did you leave this country

Value	Label	Cases	Percentage
raisons politiques		1	0.1%
raisons politiques, fuite du regime de Kabila		1	0.1%
raisons professionnelles (stage dans une filiale de l'ONG)		1	0.1%
raisons professionnelles, j'ai accompagne ma patronne en conge et on s'est brouille ici		1	0.1%
rarete ou manque d'opportunit� d'emploi		1	0.1%
recherche de stabilit� en termes d'emploi		1	0.1%
rechreche de moyens de survie apres la mort de mon tuteur en Chine		1	0.1%
regroupement familial		4	0.4%
rejoindre la tante Astrid (chez qui elle vivait a kinshasa et qui allait s'installer au Burundi pour rejoindre son mari)		1	0.1%
rejoindre le conjoint en Belgique		1	0.1%
rejoindre ma femme et loger en Belgique		1	0.1%
rejoindre mes parents (regroupement familial)		1	0.1%
retournait au congo (RDC) a la mort de son pere		1	0.1%
s'installer faire un epu d'anglais; tente de travailler mais pas marche		1	0.1%

File : rdc_qb_migration

q604: For what reason did you leave this country

Value	Label	Cases	Percentage
sa demande d'asile a ete refusee et on lui a dit que l'Allemagne etait plus souple dans l'acces a la regularisation		1	0.1%
se debrouiller (trouver les moyens pour aider la famille)		1	0.1%
securite, problemes politiques		1	0.1%
service du mari, expatrie au Benin		1	0.1%
situation politique depuis les premiers pillages. Par rapport a sa cousine vu qu'elle occupait position dans le cabinet du fils de Mobutu		1	0.1%
soins medicaux		2	0.2%
suite a l'obtention d'une bourse d'etude		1	0.1%
suivre mon mari qui etait aux etudes a l'etranger		1	0.1%
superieurs l'ont envoye		1	0.1%
un coup de tete suppose etre des vacances mais une amie l'a poussee en disant qu'en tant qu'artiste ca marcherait bien		1	0.1%
Ã cause de la venue de Kabila au pouvoir		1	0.1%
Ãtape intermediaire pour aller en Europe		1	0.1%
Ãtudes		2	0.2%
Ãtudes post-universitaires		2	0.2%

File : rdc_qb_migration

q604: For what reason did you leave this country

Value	Label	Cases	Percentage
Ã%otudes superieures		1	0.1%
Ã%ovenements politiques (post- independ.) Ã %otudes		1	0.1%

Warning: these figures indicate the number of cases found in the data file. They cannot be interpreted as summary statistics of the population of interest.

q604c2: Reasons of migration coded level 2

Information	[Type= discrete] [Format=numeric] [Range= 111-2147483624] [Missing=*]
Statistics [NW/ W]	[Valid=1106 /-] [Invalid=1324 /-]
Universe	If Ego has already stayed outside DR Congo
Notes	Reasons of migration coded level 2, constructed from the open variable q604 (detailed codes more than 20 values)

Value	Label	Cases	Percentage
111	Join partner/Marriage	70	6.3%
112	Join father/ mother	13	1.2%
113	Look for a partner(to get documents)	0	
114	Family reunification/Join another relative	29	2.6%
115	Join children	6	0.5%
116	Join brothers/sisters	8	0.7%
121	Accompany partner	38	3.4%
122	Accompany father/mother	33	3.0%
123	Accompany another relative	8	0.7%
125	Accompany children	0	
126	Accompany brother/sister	3	0.3%
131	Visiting a family member	17	1.5%
132	Parents/family member invitation	11	1.0%
141	Divorce/separation	5	0.5%
142	Death of father/ mother	4	0.4%
143	Death of partner	0	
144	Arrival of co-wife	0	
145	Death of another relative	1	0.1%
151	Has been fostered	0	
161	Family problems / Illness of a relative	10	0.9%
171	education of children	2	0.2%
211	To work/ to look for a job/ earn money	20	1.8%
212	Got a job/ an employment contract	15	1.4%
213	To look for a steady job / a better paid job	3	0.3%
214	Better earning/ easier to find a job/ easier to exert his jo	6	0.5%
215	Prefers to work elsewhere	1	0.1%
216	To work in a family business	2	0.2%
221	No job opportunity	16	1.4%
222	Unemployment/ Los his job/ poor working conditions	5	0.5%
231	Work / business doesn't go well	3	0.3%
232	Low salary/ earnings	1	0.1%

File : rdc_qb_migration

q604c2: Reasons of migration coded level 2

Value	Label	Cases	Percentage
241	On a mission	13	1.2%
242	Military service/ enrollment	0	
243	Professional assignment/ accompany his boss	8	0.7%
244	evangelism mission	5	0.5%
245	To do business/ to set up a business	33	3.0%
246	To sell his business	0	
247	Business prospecting mission	0	
251	Sportsman trip	5	0.5%
252	Artist trip	3	0.3%
254	To attend a conference	0	
261	end of mission/ end of contract	4	0.4%
311	Go to study	144	13.0%
312	Specialization studies	27	2.4%
313	Formation doesnt exist in the country	11	1.0%
314	Student exchange	1	0.1%
321	Got a scholarship	2	0.2%
322	Succeed to an admission competition	0	
331	Internship	7	0.6%
332	Training	9	0.8%
341	Study religion	2	0.2%
342	Learn a job	1	0.1%
343	end of studies	10	0.9%
411	To look for a better life/ improve his situation	74	6.7%
412	To try his chance / to find better opportunities	16	1.4%
413	earn more money / earn enough money to open activities in or	9	0.8%
421	Help/support his family	1	0.1%
422	Poverty / difficulty to financially make ends meet	5	0.5%
423	Poor personal living conditions	22	2.0%
431	economic problem / poor economic situation in the country	34	3.1%
432	Drought	1	0.1%
501	To get cured	9	0.8%
503	Illness	1	0.1%
504	Get better cure	0	
505	Give birth in another country	1	0.1%
604	Language facilities	0	
611	Somebody else advice	1	0.1%
612	Family advice	8	0.7%
613	Friend s advice	1	0.1%
621	God's will	0	
622	Chance	0	
701	Transit	23	2.1%
702	Join another country	28	2.5%
801	Have a valid visa	3	0.3%

File : rdc_qb_migration

q604c2: Reasons of migration coded level 2

Value	Label	Cases	Percentage
804	Possibility / easiness to get residence permit	1	0.1%
805	Friend invitation/ join a friend/ an acquaintance	2	0.2%
806	Visit a friend / an acquaintance	0	
807	Accompany a friend / an acquaintance	1	0.1%
808	Got a sponsorship	0	
809	Won the green card lottery	0	
901	Insecurity/different convictions with government	56	5.1%
902	Possibility of asylum	3	0.3%
903	Wanted	15	1.4%
905	Asylum	3	0.3%
906	Political problems	40	3.6%
907	Don t like the government	1	0.1%
909	Civil war / political instability	21	1.9%
1001	Adventure /Desire to travel/ curiosity/ desire to discover a	8	0.7%
1003	Holidays	6	0.5%
1004	Desire of change/ of country change/ to leave	11	1.0%
1005	Desire to go to europe/ to a specific country	16	1.4%
1007	Doesn't like the country/ was deceived by the country	7	0.6%
1101	Other	27	2.4%
1102	No residence permit/ difficulty to get residence permit	17	1.5%
1103	No particular reason	0	
1104	Repressed/ expelled	4	0.4%
1105	Wants to return to his country	1	0.1%
1106	Wants to pick up his goods/properties	0	
1107	To do like everyone does and leave the country	1	0.1%
1108	Asylum refusal	4	0.4%
1109	Knows nobody in the country	0	
1110	Xenophobia/ country not favorable for foreigners	5	0.5%
1111	Couldn t live in this country	4	0.4%
1112	Problems with friends/acquaintances in this country	0	
1113	Participate to green card lottery	0	
1114	Swindled by the agent	0	
Sysmiss		1324	

Warning: these figures indicate the number of cases found in the data file. They cannot be interpreted as summary statistics of the population of interest.

q604c1: Reasons of migration coded level 1

Information	[Type= discrete] [Format=numeric] [Range= 1-2147483624] [Missing=*]		
Statistics [NW/ W]	[Valid=1106 /-] [Invalid=1324 /-]		
Universe	If Ego has already stayed outside DR Congo		
Notes	Reasons of migration coded level 1, constructed from the open variable q604		
Value	Label	Cases	Percentage
1	Family	258	23.3%
2	Work	143	12.9%

File : rdc_qb_migration

q604c1: Reasons of migration coded level 1

Value	Label	Cases	Percentage
3	Studies	214	19.3%
4	Seeking better life conditions	162	14.6%
5	Health	11	1.0%
6	Someone else decided	10	0.9%
7	Transit	51	4.6%
8	Easy travel	7	0.6%
9	Political issues	139	12.6%
10	Discovery	48	4.3%
11	Other reasons	63	5.7%
Sysmiss		1324	

Warning: these figures indicate the number of cases found in the data file. They cannot be interpreted as summary statistics of the population of interest.

q605: For what reason did you choose to go to "country to stay"

Information	[Type= discrete] [Format=character] [Missing=*]
Statistics [NW/ W]	[Valid=1120 /-]
Universe	If Ego has already stayed outside DR Congo
Literal question	605. And for what reasons did you choose to go to "country of stay" rather than to another country?
Interviewer's instructions	Note precisely and verbatim the entire response

q605c2: Reasons of the choice coded level 2

Information	[Type= discrete] [Format=numeric] [Range= 111-2147483624] [Missing=*]
Statistics [NW/ W]	[Valid=1093 /-] [Invalid=1337 /-]
Universe	If Ego has already stayed outside DR Congo
Notes	Reasons of the choice coded level 2, constructed from the open variable q605 (detailed codes more than 20 values)

Value	Label	Cases	Percentage
111	Presence of partner	86	7.9%
112	Presence of parents	14	1.3%
113	Presence of other relatives	86	7.9%
115	Presence of children	22	2.0%
116	Presence of brother/sister	52	4.8%
211	To work	3	0.3%
212	Got an employment proposal/opportunity	13	1.2%
213	earn more money/ economic reasons/ save money	12	1.1%
214	More employment opportunities/ facility to find job / More j	12	1.1%
215	Better salary / Facility to succeed / Better work	13	1.2%
216	Improve living conditions	8	0.7%
217	Job assignment / mission / end of mission/ training for work	61	5.6%
218	For a musical/artistic/sport career	0	
219	Business/To do business/pursue a family business	18	1.6%
220	Conference/fair	0	
221	Better working conditions / better economy / better economic	12	1.1%
311	Facility to reach / geographic proximity / cheaper travel	97	8.9%
312	Speak the language / easy to speak language / same language	20	1.8%

File : rdc_qb_migration

q605c2: Reasons of the choice coded level 2

Value	Label	Cases	Percentage
313	Facility to get visa/ residence permit	25	2.3%
314	easy access of foreigners to labor market / smoother law on	0	
315	Better welcoming/integration of foreigners	5	0.5%
316	Same legislation than the origin country	0	
317	No visa needed to go there	0	
318	Already know the country / hab already lived there before	14	1.3%
319	Partner already know the country / had already lived there b	4	0.4%
411	Got a visa / residence permit	15	1.4%
412	Citizen of the country	1	0.1%
413	Partner is citizen of the country	16	1.5%
414	Origine country of his parents	6	0.5%
415	Birth country	2	0.2%
416	Got a sponsorship	1	0.1%
417	Won the green card lottery	1	0.1%
511	Transit / step to reach another country	43	3.9%
611	Life less expensive	1	0.1%
612	Weather	0	
613	Colonial / historical links / cultural links	30	2.7%
614	Love the country / prefer the country to others	14	1.3%
615	Country of his dreams / wanted to discover / wanted to live	10	0.9%
616	People are saying good things about/ had heard good things a	14	1.3%
617	Better organized than his country of origin/ more stable/ do	23	2.1%
618	Want to get this country s citizenship	1	0.1%
711	Got a scholarship to/from this country/got a cooperation sch	41	3.8%
712	Registration accepted in a education institution in this cou	15	1.4%
713	To learn the language	2	0.2%
714	Studies less expensive / High quality studies/ Availability	13	1.2%
715	Studies	8	0.7%
716	exchange programme	1	0.1%
811	Acquaintance/ friend in the country	30	2.7%
812	Acquaintance/ friend wanted to help him to go to the country	21	1.9%
911	Decision of / choice of / accompany the partner who decided	18	1.6%
912	Decision of / choice of / accompany the parents/brother/sist	38	3.5%
913	Decision of / choice of / accompany another family member	14	1.3%
914	Advice of a friend / a friend wanted to go there / accompany	16	1.5%
1001	Other	27	2.5%
1002	No particular reason	1	0.1%
1003	Didn t choose / destination chosen by agent	23	2.1%
1004	Chance / coincidence	4	0.4%
1005	Do like others/ more frequent destination of people fom his	15	1.4%
1006	Personal / family reasons	3	0.3%
1007	Change / take a new way / try his luck / hope of better life	9	0.8%
1008	Didn t have the chance / couldn t go anywhere else	13	1.2%

File : rdc_qb_migration

q605c2: Reasons of the choice coded level 2

Value	Label	Cases	Percentage
1010	Had an opportunity to go there	19	1.7%
1013	Asylum request	7	0.6%
Sysmiss		1337	

Warning: these figures indicate the number of cases found in the data file. They cannot be interpreted as summary statistics of the population of interest.

q605c1: Reasons of the choice coded level 1

Information	[Type= discrete] [Format=numeric] [Range= 1-2147483624] [Missing=*]
Statistics [NW/ W]	[Valid=1093 /-] [Invalid=1337 /-]
Universe	If Ego has already stayed outside DR Congo
Notes	Reasons of the choice coded level 1, constructed from the open variable q605

Value	Label	Cases	Percentage
1	Family	260	23.8%
2	Economic/professional reasons	152	13.9%
3	Conveniences	165	15.1%
4	Availability of documents	42	3.8%
5	Transit	43	3.9%
6	Quality of life of the country	93	8.5%
7	Studies	80	7.3%
8	Network	51	4.7%
9	Advise/decision of other one	86	7.9%
10	Others	121	11.1%
Sysmiss		1337	

Warning: these figures indicate the number of cases found in the data file. They cannot be interpreted as summary statistics of the population of interest.

q606: Kind of stay

Information	[Type= discrete] [Format=numeric] [Range= 1-2147483624] [Missing=*]
Statistics [NW/ W]	[Valid=1122 /-] [Invalid=1308 /-]
Universe	If Ego has already stayed outside DR Congo
Source	Interviewer
Pre-question	INTERVIEWER, note:
Literal question	606. Was it...
Post-question	If q606 in 1 => 608 If q606 in 2 => 610
Interviewer's instructions	see AGEVEN

Value	Label	Cases	Percentage
1	A transit stay	82	7.3%
2	A stay to settle	19	1.7%
3	A stay of more than one year	1021	91.0%
Sysmiss		1308	

Warning: these figures indicate the number of cases found in the data file. They cannot be interpreted as summary statistics of the population of interest.

q607: When you arrived in "country of stay"

Information	[Type= discrete] [Format=numeric] [Range= 1-2147483624] [Missing=*]
Statistics [NW/ W]	[Valid=996 /-] [Invalid=1434 /-]

File : rdc_qb_migration

q607: When you arrived in "country of stay"

Universe	If Ego has already stayed outside DR Congo If q606 in 3
Literal question	607. When you arrived in "country of stay"...
Post-question	If q607 in 1, 2 => 610

Value	Label	Cases	Percentage
1	You considered it to be your final destination, where you had planned to go to from the outset	863	86.6%
2	You didn't have a clear idea about the country where you wanted to go	56	5.6%
3	You had in mind to go elsewhere, it was therefore a transit country	77	7.7%
Sysmiss		1434	

Warning: these figures indicate the number of cases found in the data file. They cannot be interpreted as summary statistics of the population of interest.

q608: Which country did you want to reach just afterwards?

Information	[Type= discrete] [Format=numeric] [Range= 96000-2147483624] [Missing=*]
Statistics [NW/ W]	[Valid=154 /-] [Invalid=2276 /-]
Universe	If Ego has already stayed outside DR Congo If q606 in 1 OR If q606 in 3 If q607 in 3
Literal question	608. Which country did you want to reach just afterwards?
Interviewer's instructions	Note the name of the country

Value	Label	Cases	Percentage
96000	FRANCE	19	12.3%
99104	SWEDEN	1	0.6%
99105	FINLAND	1	0.6%
99109	GERMANY	6	3.9%
99127	ITALY	1	0.6%
99131	BELGIUM	22	14.3%
99132	UNITED KINGDOM	39	25.3%
99134	SPAIN	1	0.6%
99135	NETHERLANDS	2	1.3%
99139	PORTUGAL	3	1.9%
99140	SWITZERLAND	3	1.9%
99201	SAUDI ARABIA	1	0.6%
99303	SOUTH AFRICA	6	3.9%
99309	TANZANIA	1	0.6%
99310	ZIMBABWE	1	0.6%
99312	CONGO (DEMOCRATIC REPUBLIC)	16	10.4%
99321	BURUNDI	1	0.6%
99324	CONGO	2	1.3%
99328	GABON	3	1.9%
99338	NIGERIA	3	1.9%
99340	RWANDA	1	0.6%

File : rdc_qb_migration

q608: Which country did you want to reach just afterwards?

Value	Label	Cases	Percentage
99346	ZAMBIA	1	0.6%
99393	MOZAMBIQUE	4	2.6%
99395	ANGOLA	2	1.3%
99401	CANADA	9	5.8%
99404	UNITED STATES	4	2.6%
99501	AUSTRALIA	1	0.6%
Sysmiss		2276	

Warning: these figures indicate the number of cases found in the data file. They cannot be interpreted as summary statistics of the population of interest.

q609: And which country did you want to reach at the very end?

Information	[Type= discrete] [Format=numeric] [Range= 96000-2147483624] [Missing=*]
Statistics [NW/ W]	[Valid=151 /-] [Invalid=2279 /-]
Universe	If Ego has already stayed outside DR Congo If q606 in 1 OR If q606 in 3 If q607 in 3
Literal question	609. And which country did you want to reach at the very end?
Interviewer's instructions	Note the name of the country

Value	Label	Cases	Percentage
96000	FRANCE	12	7.9%
99104	SWEDEN	1	0.7%
99105	FINLAND	1	0.7%
99109	GERMANY	6	4.0%
99127	ITALY	1	0.7%
99131	BELGIUM	31	20.5%
99132	UNITED KINGDOM	40	26.5%
99134	SPAIN	1	0.7%
99135	NETHERLANDS	1	0.7%
99139	PORTUGAL	1	0.7%
99140	SWITZERLAND	3	2.0%
99201	SAUDI ARABIA	1	0.7%
99303	SOUTH AFRICA	4	2.6%
99312	CONGO (DEMOCRATIC REPUBLIC)	14	9.3%
99315	ETHIOPIA	1	0.7%
99324	CONGO	1	0.7%
99328	GABON	2	1.3%
99338	NIGERIA	1	0.7%
99340	RWANDA	1	0.7%
99393	MOZAMBIQUE	4	2.6%
99395	ANGOLA	1	0.7%
99401	CANADA	14	9.3%
99404	UNITED STATES	8	5.3%
99501	AUSTRALIA	1	0.7%

File : rdc_qb_migration

q609: And which country did you want to reach at the very end?

Value	Label	Cases	Percentage
Sysmiss		2279	

Warning: these figures indicate the number of cases found in the data file. They cannot be interpreted as summary statistics of the population of interest.

q610: What precise steps have you taken to reach it

Information	[Type= discrete] [Format=character] [Missing=*/b/.a]
Statistics [NW/ W]	[Valid=1093 /-] [Invalid=29 /-]
Universe	If Ego has already stayed outside DR Congo
Literal question	610. What precise steps have you taken to reach "country of stay"? Multiple answers
Post-question	If q610 in 12 => 612
Interviewer's instructions	Read

Value	Label	Cases	Percentage
01		3	0.3%
01 02		24	2.2%
01 02 03 04		1	0.1%
01 02 03 04 07 08		1	0.1%
01 02 07		1	0.1%
01 02 07 08		2	0.2%
01 02 08		2	0.2%
01 04 05 06 07		1	0.1%
01 05 06		1	0.1%
01 07 09		1	0.1%
01 08		1	0.1%
01 08 11		2	0.2%
02		10	0.9%
02 01		1	0.1%
02 03 08		1	0.1%
02 04		3	0.3%
02 04 06		1	0.1%
02 04 08		6	0.5%
02 04 11		1	0.1%
02 05 08		2	0.2%
02 06 03 08		1	0.1%
02 06 08		8	0.7%
02 06 08 09		1	0.1%
02 06 08 11		1	0.1%
02 08		14	1.3%
02 08 04		1	0.1%
02 08 11		1	0.1%
02 08 11 09		1	0.1%
02 09		1	0.1%
02 09 08		1	0.1%
02 11		1	0.1%

File : rdc_qb_migration

q610: What precise steps have you taken to reach it

Value	Label	Cases	Percentage
02 11 09		1	0.1%
03		2	0.2%
03 04		2	0.2%
03 04 01 02		1	0.1%
04		7	0.6%
04 02		2	0.2%
04 02 08		2	0.2%
04 03 01 02		1	0.1%
04 06 08		1	0.1%
04 08		6	0.5%
05		2	0.2%
05 06		6	0.5%
05 06 07		2	0.2%
05 06 07 08		2	0.2%
05 06 07 08 09		1	0.1%
05 06 07 11		1	0.1%
05 06 08		1	0.1%
05 07 08 09		1	0.1%
05 08		2	0.2%
05 11		1	0.1%
06		6	0.5%
06 07 09		1	0.1%
06 08		3	0.3%
06 08 09		1	0.1%
06 09		1	0.1%
06 11		1	0.1%
07		29	2.7%
07 06		1	0.1%
07 08		38	3.5%
07 08 09		14	1.3%
07 08 11		3	0.3%
07 09		1	0.1%
07 11		2	0.2%
08		158	14.5%
08 01		1	0.1%
08 01 02		1	0.1%
08 02		7	0.6%
08 02 04		2	0.2%
08 07		2	0.2%
08 09		11	1.0%
08 09 01		1	0.1%
08 10		1	0.1%
08 11		4	0.4%

File : rdc_qb_migration

q610: What precise steps have you taken to reach it

Value	Label	Cases	Percentage
09		82	7.5%
09 07		4	0.4%
09 07 08		1	0.1%
09 08		5	0.5%
09 11		11	1.0%
09 11 08 02		1	0.1%
09 12		1	0.1%
1		1	0.1%
1 2		1	0.1%
1 2 6 8		1	0.1%
10		1	0.1%
11		162	14.8%
11 06		1	0.1%
11 08		5	0.5%
11 8		2	0.2%
12		218	19.9%
2		1	0.1%
2 11		1	0.1%
2 3 8		1	0.1%
2 4 6 8		1	0.1%
2 4 8		2	0.2%
2 6		1	0.1%
2 6 8		2	0.2%
2 8		11	1.0%
2 8 11		1	0.1%
2 8 4		1	0.1%
2 8 9		1	0.1%
4 8		3	0.3%
5 7		1	0.1%
7		6	0.5%
7 11		2	0.2%
8		104	9.5%
8 1		1	0.1%
8 11		3	0.3%
8 2		15	1.4%
8 4		2	0.2%
8 4 2		1	0.1%
8 4 9		1	0.1%
8 6		2	0.2%
8 9		2	0.2%
9 8		1	0.1%
.a		10	
.b		19	

Warning: these figures indicate the number of cases found in the data file. They cannot be interpreted as summary statistics of the population of interest.

File : rdc_qb_migration

q610_a: Step: Applied for enrolment at a university

Information	[Type= discrete] [Format=numeric] [Range= 0-1] [Missing=*]
Statistics [NW/ W]	[Valid=1122 /-] [Invalid=1308 /-]
Universe	If Ego has already stayed outside DR Congo
Literal question	610. What precise steps have you taken to reach "country of stay"? Applied for enrolment at a university

Value	Label	Cases	Percentage
0	No	1069	95.3%
1	Yes	53	4.7%
Sysmiss		1308	

Warning: these figures indicate the number of cases found in the data file. They cannot be interpreted as summary statistics of the population of interest.

q610_b: Step: Obtained a place at a university

Information	[Type= discrete] [Format=numeric] [Range= 0-1] [Missing=*]
Statistics [NW/ W]	[Valid=1122 /-] [Invalid=1308 /-]
Universe	If Ego has already stayed outside DR Congo
Literal question	610. What precise steps have you taken to reach "country of stay"? Obtained a place at a university

Value	Label	Cases	Percentage
0	No	1041	92.8%
1	Yes	81	7.2%
Sysmiss		1308	

Warning: these figures indicate the number of cases found in the data file. They cannot be interpreted as summary statistics of the population of interest.

q610_c: Step: Applied for a scholarship

Information	[Type= discrete] [Format=numeric] [Range= 0-1] [Missing=*]
Statistics [NW/ W]	[Valid=1122 /-] [Invalid=1308 /-]
Universe	If Ego has already stayed outside DR Congo
Literal question	610. What precise steps have you taken to reach "country of stay"? Applied for a scholarship

Value	Label	Cases	Percentage
0	No	1111	99.0%
1	Yes	11	1.0%
Sysmiss		1308	

Warning: these figures indicate the number of cases found in the data file. They cannot be interpreted as summary statistics of the population of interest.

q610_d: Step: Obtained a scholarship

Information	[Type= discrete] [Format=numeric] [Range= 0-1] [Missing=*]
Statistics [NW/ W]	[Valid=1122 /-] [Invalid=1308 /-]
Universe	If Ego has already stayed outside DR Congo
Literal question	610. What precise steps have you taken to reach "country of stay"? Obtained a scholarship

Value	Label	Cases	Percentage
0	No	1072	95.5%
1	Yes	50	4.5%
Sysmiss		1308	

File : rdc_qb_migration

q610_d: Step: Obtained a scholarship

Warning: these figures indicate the number of cases found in the data file. They cannot be interpreted as summary statistics of the population of interest.

q610_e: Step: Requested a housing/accommodation certificate

Information	[Type= discrete] [Format=numeric] [Range= 0-1] [Missing=*]
Statistics [NW/ W]	[Valid=1122 /-] [Invalid=1308 /-]
Universe	If Ego has already stayed outside DR Congo
Literal question	610. What precise steps have you taken to reach "country of stay"? Requested a housing certificate, an accommodation certificate

Value	Label	Cases	Percentage
0	No	1098	97.9%
1	Yes	24	2.1%
Sysmiss		1308	

Warning: these figures indicate the number of cases found in the data file. They cannot be interpreted as summary statistics of the population of interest.

q610_f: Step: Obtained a housing/accommodation certificate

Information	[Type= discrete] [Format=numeric] [Range= 0-1] [Missing=*]
Statistics [NW/ W]	[Valid=1122 /-] [Invalid=1308 /-]
Universe	If Ego has already stayed outside DR Congo
Literal question	610. What precise steps have you taken to reach "country of stay"? Obtained a housing certificate, an accommodation certificate

Value	Label	Cases	Percentage
0	No	1072	95.5%
1	Yes	50	4.5%
Sysmiss		1308	

Warning: these figures indicate the number of cases found in the data file. They cannot be interpreted as summary statistics of the population of interest.

q610_g: Step: Applied for documents

Information	[Type= discrete] [Format=numeric] [Range= 0-1] [Missing=*]
Statistics [NW/ W]	[Valid=1122 /-] [Invalid=1308 /-]
Universe	If Ego has already stayed outside DR Congo
Literal question	610. What precise steps have you taken to reach "country of stay"? Applied for documents

Value	Label	Cases	Percentage
0	No	994	88.6%
1	Yes	128	11.4%
Sysmiss		1308	

Warning: these figures indicate the number of cases found in the data file. They cannot be interpreted as summary statistics of the population of interest.

q610_h: Step: Obtained documents

Information	[Type= discrete] [Format=numeric] [Range= 0-1] [Missing=*]
Statistics [NW/ W]	[Valid=1122 /-] [Invalid=1308 /-]
Universe	If Ego has already stayed outside DR Congo
Literal question	610. What precise steps have you taken to reach "country of stay"? Obtained documents

Value	Label	Cases	Percentage
0	No	628	56.0%

File : rdc_qb_migration

q610_h: Step: Obtained documents

Value	Label	Cases	Percentage
1	Yes	494	44.0%
Sysmiss		1308	

Warning: these figures indicate the number of cases found in the data file. They cannot be interpreted as summary statistics of the population of interest.

q610_i: Step: Saved money

Information	[Type= discrete] [Format=numeric] [Range= 0-1] [Missing=*]
Statistics [NW/ W]	[Valid=1122 /-] [Invalid=1308 /-]
Universe	If Ego has already stayed outside DR Congo
Literal question	610. What precise steps have you taken to reach "country of stay"? Saved money

Value	Label	Cases	Percentage
0	No	974	86.8%
1	Yes	148	13.2%
Sysmiss		1308	

Warning: these figures indicate the number of cases found in the data file. They cannot be interpreted as summary statistics of the population of interest.

q610_j: Step: Green card lottery

Information	[Type= discrete] [Format=numeric] [Range= 0-1] [Missing=*]
Statistics [NW/ W]	[Valid=1122 /-] [Invalid=1308 /-]
Universe	If Ego has already stayed outside DR Congo
Literal question	610. What precise steps have you taken to reach "country of stay"? Participated in the Green Card lottery

Value	Label	Cases	Percentage
0	No	1120	99.8%
1	Yes	2	0.2%
Sysmiss		1308	

Warning: these figures indicate the number of cases found in the data file. They cannot be interpreted as summary statistics of the population of interest.

q610_k: Step: Other

Information	[Type= discrete] [Format=numeric] [Range= 0-1] [Missing=*]
Statistics [NW/ W]	[Valid=1122 /-] [Invalid=1308 /-]
Universe	If Ego has already stayed outside DR Congo
Literal question	610. What precise steps have you taken to reach "country of stay"? Other

Value	Label	Cases	Percentage
0	No	913	81.4%
1	Yes	209	18.6%
Sysmiss		1308	

Warning: these figures indicate the number of cases found in the data file. They cannot be interpreted as summary statistics of the population of interest.

q610_l: Step: Nothing

Information	[Type= discrete] [Format=numeric] [Range= 0-1] [Missing=*]
Statistics [NW/ W]	[Valid=1122 /-] [Invalid=1308 /-]
Universe	If Ego has already stayed outside DR Congo
Literal question	610. What precise steps have you taken to reach "country of stay"?

File : rdc_qb_migration

q610_I: Step: Nothing

Nothing at all

Value	Label	Cases	Percentage
0	No	903	80.5%
1	Yes	219	19.5%
Sysmiss		1308	

Warning: these figures indicate the number of cases found in the data file. They cannot be interpreted as summary statistics of the population of interest.

q610_NR: Step: No answer

Information	[Type= discrete] [Format=numeric] [Range= 0-1] [Missing=*]
Statistics [NW/ W]	[Valid=1122 /-] [Invalid=1308 /-]
Universe	If Ego has already stayed outside DR Congo
Literal question	610. What precise steps have you taken to reach "country of stay"? No answer

Value	Label	Cases	Percentage
0	No	1093	97.4%
1	Yes	29	2.6%
Sysmiss		1308	

Warning: these figures indicate the number of cases found in the data file. They cannot be interpreted as summary statistics of the population of interest.

q610_1: Specify applied documents

Information	[Type= discrete] [Format=character] [Missing=*/.b]
Statistics [NW/ W]	[Valid=53 /-] [Invalid=22 /-]
Universe	If Ego has already stayed outside DR Congo If q610_g in 1
Literal question	610. What precise steps have you taken to reach "country of stay"? Applied for documents => Specify which ones

Value	Label	Cases	Percentage
DEMANDE DE VISA		1	1.9%
LAISSER PASSER		1	1.9%
LAISSER PASSER		1	1.9%
LAISSER PASSER, BILLET		1	1.9%
LAISSER PASSER CARTE DE VACCINATION		1	1.9%
PAPIERS DE SEJOUR		1	1.9%
PASSEPORT FRANCAIS		1	1.9%
VISA		28	52.8%
VISA D ETUDES		2	3.8%

File : rdc_qb_migration

q610_1: Specify applied documents

Value	Label	Cases	Percentage
VISA D UN COURT SEJOUR		1	1.9%
VISA D'ENTRÉE		1	1.9%
VISA DE VISITEUR AVEC MA FAMILLE		1	1.9%
VISA PASSEPORT		1	1.9%
VISA TRANSIT		1	1.9%
VISA, BILLET		1	1.9%
VISA, CARTE DE TRAVAIL, ATTESTATION DE TRAVAIL		1	1.9%
regroupement familial		1	1.9%
titre de sejour		1	1.9%
visa		3	5.7%
visa comme detenu politique, l ami belge a fait une greve de la faim comme le regime s'opposait		1	1.9%
visa detudes qui a ete refuse		1	1.9%
visa, passeport		1	1.9%
visa: refuse		1	1.9%
.b		22	

Warning: these figures indicate the number of cases found in the data file. They cannot be interpreted as summary statistics of the population of interest.

q610_2: Specify obtained documents

Information	[Type= discrete] [Format=character] [Missing=*.b/.a]
Statistics [NW/ W]	[Valid=398 /-] [Invalid=57 /-]
Universe	If Ego has already stayed outside DR Congo If q610_h in 1
Literal question	610. What precise steps have you taken to reach "country of stay"? Obtained documents => Specify which ones

Value	Label	Cases	Percentage
(Documents d'immigration) Laisser Passer		1	0.3%
ACHERER UN PASSEPORT FRANCAIS CHEZ UN BLANC 'HENRI'		1	0.3%

File : rdc_qb_migration

q610_2: Specify obtained documents

Value	Label	Cases	Percentage
ACHETER UN PASSEPORT SUDAFRICAIN		1	0.3%
ASP autorisation visa etudiant		1	0.3%
ATTESTATION DE SEJOUR, LAISSEZ PASSER		1	0.3%
Attestation medicale + visa		1	0.3%
CARTE DE SEJOUR		1	0.3%
CARTE DE VACCIN		1	0.3%
CARTE DES RESIDENTS CARTE DE VACCINATION INTERNATIONALE PERTE DE PIECES		1	0.3%
DES PAPIERS BELGES		1	0.3%
Demarches de regroupement familial, Visa		1	0.3%
FAUX VISA		1	0.3%
Faux-papiers Mali (connaissance) - Passeport d'un ami		1	0.3%
GUIA OU LAISSEZ PASSER		1	0.3%
Invitation - Papiers d'impôt pour la prise en charge - Fiche de paye - Passeport + visa		1	0.3%
LAISSE PASSE		2	0.5%
LAISSER PASSE		1	0.3%
LAISSEZ PASSER		11	2.8%
LAISSEZ PASSER ET VACCINATION		1	0.3%
LAISSEZ PASSER, CARTE DE BAIRO		1	0.3%

File : rdc_qb_migration

q610_2: Specify obtained documents

Value	Label	Cases	Percentage
LAISSEZ PASSEZ, VISA, CARTE DE VACCINATION		1	0.3%
LAISSEZ PASSEZ,CARTE DE VACCINATION		1	0.3%
LAISSEZ PASSEZ		2	0.5%
LAISSEZ PASSEZ ET CARTE DE VACCINATIO		1	0.3%
LAISSEZ PASSEZ ET LA CARTE DE VAXINATION		1	0.3%
LE PASSEPORT D UN FILS A MON ONCLE PATERNEL		1	0.3%
Laisser passer Immigration		1	0.3%
Laisser-passer		2	0.5%
Laisser-passer + Passeport		1	0.3%
Laisser-passer + passeport		1	0.3%
Laissez passer		1	0.3%
Legalisation de docs a l'ambassade (acte de naissance)		1	0.3%
OBTENTION DE VISA		1	0.3%
OBTENU LE VISA D ETABLISSEMEN CONSIDERANT LE STATUT DE LA FEMME		1	0.3%
OBTENU UN VISA EN TANT QUE TRAVAILLEUR À%MIGRÀ%		1	0.3%
PAPIERS D UN AMI		1	0.3%
PASSEPORT ACHETE D UN AMI OUGANDAIS		1	0.3%

File : rdc_qb_migration

q610_2: Specify obtained documents

Value	Label	Cases	Percentage
PASSEPORT D UN AMI		2	0.5%
PASSEPORT D UN COUSIN		1	0.3%
PASSEPORT DIPLOMATIQUE		1	0.3%
PASSEPORT EUROPEEN FRANCAIS		1	0.3%
PASSEPORT FORGE		1	0.3%
PASSEPORT ZAMBIEN		1	0.3%
PASSEPORT, VISA		1	0.3%
PASSEPORT, TITRE DE VOYAGE		1	0.3%
Passeport		1	0.3%
Passeport + VISA		1	0.3%
Passeport + Visa		1	0.3%
Passeport + visa		1	0.3%
Passeport - Visa de touriste		1	0.3%
Passeport Hollandais		1	0.3%
Passeport et visa /!\ Demarches faites par superieures		1	0.3%
Passeport et visa touristique d'un ami du Mali		2	0.5%
Passeport, visa		1	0.3%
Permis de sejour		1	0.3%
Permis de travail B et visa emploi		1	0.3%
Regroupement familial		1	0.3%
Son frere s'etait occupe du visa et passeport		1	0.3%
TOUT LE GROUPE AVAIT OBTENU UN VISA DE 6 MOIS POUR LE RU		1	0.3%
TS		1	0.3%
TS provisoire a prolonger sur place		1	0.3%

File : rdc_qb_migration

q610_2: Specify obtained documents

Value	Label	Cases	Percentage
UN AMI M A PRETE SES PAPIERS POUR QUE JE JOIGNE LE RU		1	0.3%
UN PASSEPORT, UN VISA		2	0.5%
Un laisser-passer + passeport		1	0.3%
VISA		32	8.0%
VISA (INDEFINITE LEAVE)		1	0.3%
VISA + passeport. Lettre des missionnaire de recommandation.		1	0.3%
VISA D ETABLISSEMEN		1	0.3%
VISA D ETUDES		2	0.5%
VISA DE LONG SEJOUR DE PLUS DE SIX MOIS		1	0.3%
VISA DE SIX MOIS		1	0.3%
VISA DE TRANSIT		2	0.5%
VISA DE VISITEUR		4	1.0%
VISA ET PASSE PORT		1	0.3%
VISA ET PASSEPORT DIPLOMATIQUE		1	0.3%
VISA ET TITRE DE SEJOUR		1	0.3%
VISA FRANCAIS		1	0.3%
VISA LEGAL		1	0.3%
VISA PASSE PORT		1	0.3%
VISA PASSEPORT		1	0.3%
VISA PPUR LE ROYAUME UNI		1	0.3%
VISA TRANSIT		1	0.3%
VISA +PASSEPORT		1	0.3%

File : rdc_qb_migration

q610_2: Specify obtained documents

Value	Label	Cases	Percentage
VISA, CARTE DE VACCINATION, ATTESTATION DE TRAVAIL		1	0.3%
VISA, DEMANDE D ASILE POLITIQUE		1	0.3%
VISA, PASSEPORT		1	0.3%
VISAS		1	0.3%
VOYAGER AVEC UN FAUX PASSEPORT		1	0.3%
Visa		16	4.0%
Visa (difficulte a l'embarquement) Actes de naissance. Facilites par le beau-fils diplomate		1	0.3%
Visa + Passeport		1	0.3%
Visa + lettre d'accrédiation		1	0.3%
Visa + passeport		1	0.3%
Visa + passeport + green card		1	0.3%
Visa - Faux papiers		1	0.3%
Visa court (6 mois), passeport		1	0.3%
Visa court sejour		3	0.8%
Visa court sejour		1	0.3%
Visa d'entree et d'installation		1	0.3%
Visa d'etudes		4	1.0%
Visa de court sejour		1	0.3%
Visa de regroupement familial		1	0.3%
Visa de servuce et passeport		1	0.3%
Visa et passeport		1	0.3%
Visa et passeport d'un tiers		1	0.3%
Visa etudes		1	0.3%
Visa etudiant		3	0.8%

File : rdc_qb_migration

q610_2: Specify obtained documents

Value	Label	Cases	Percentage
Visa etudiants		3	0.8%
Visa long sejour		3	0.8%
Visa long sejour (residence)		1	0.3%
Visa long travail		1	0.3%
Visa pour etudes		1	0.3%
Visa regroupement familial		4	1.0%
Visa tourisme		4	1.0%
Visa touriste		2	0.5%
Visa transit		1	0.3%
Visa, passeport		2	0.5%
Visas		1	0.3%
Vu qu'il n'avait pas moins de 27 ans, n'a pas pu l'avoir - VISA		1	0.3%
attestation medicale + visa		2	0.5%
autorisation de regroupement familial (refuse d'expliquer plus)		1	0.3%
demande de stage, visa long		1	0.3%
faux visa		1	0.3%
faux-papiers. Emprunt de passeport		1	0.3%
inscription dans un etablissement scolaire + visa d'etudes		1	0.3%
laisser passer		1	0.3%
laisser-passer		2	0.5%
laissez passer		2	0.5%
mari qui a fait les demarches : visa		1	0.3%
nsp, a eu des papiers pour monter dans l'avion mais ne sait rien de plus		1	0.3%
obtention d'un visa		1	0.3%
papiers de diplomates		1	0.3%
passeport - visa familial		1	0.3%

File : rdc_qb_migration

q610_2: Specify obtained documents

Value	Label	Cases	Percentage
pasport italien (un poarent d'origine italienne)		1	0.3%
regularisation		1	0.3%
ts de conjoint d'un etudiant etranger		1	0.3%
visa		60	15.1%
visa (la societe se chargait de tout)		1	0.3%
visa (vacances titre-court)		1	0.3%
visa + billet d'avion		3	0.8%
visa + pasport		4	1.0%
visa 3 mois		1	0.3%
visa a la frontiere		1	0.3%
visa assimile etudiant (mari etudiant)		1	0.3%
visa commerce		1	0.3%
visa court sejour		12	3.0%
visa d'entree		1	0.3%
visa d'etablissement		1	0.3%
visa d'etudes		24	6.0%
visa d'etudes; stage (bourse obtenue)		1	0.3%
visa d'installation		1	0.3%
visa de 6 mois - Pasport		1	0.3%
visa de courte sejour		1	0.3%
visa de long sejour		1	0.3%
visa de regroupement familial		5	1.3%
visa de service et pasport		1	0.3%
visa de tourisme		1	0.3%
visa et pasport		4	1.0%
visa etude		1	0.3%
visa etudes		2	0.5%
visa etudes en Belgique		1	0.3%

File : rdc_qb_migration

q610_2: Specify obtained documents

Value	Label	Cases	Percentage
visa etudiant		9	2.3%
visa etudiant et passeport		1	0.3%
visa etudiant, passeport		1	0.3%
visa etudiants		1	0.3%
visa long sejour		7	1.8%
visa passeport		2	0.5%
visa pour mariage		1	0.3%
visa pour raisons medicales		1	0.3%
visa pour resider - regroupement familial		1	0.3%
visa regroupant famille		1	0.3%
visa regroupement familial		1	0.3%
visa sejour court		1	0.3%
visa stage		1	0.3%
visa tourisme		1	0.3%
visa touriste		2	0.5%
visa touriste (1 mois) - Passeport		1	0.3%
visa touriste schengen pour le Portugal		1	0.3%
visa touristique		2	0.5%
visa, passeport		6	1.5%
visa; autorisation de sejour temporaire		1	0.3%
.a		1	
.b		56	











Warning: these figures indicate the number of cases found in the data file. They cannot be interpreted as summary statistics of the population of interest.

q610_3: Specify other step

Information	[Type= discrete] [Format=character] [Missing=*/.a/.b]		
Statistics [NW/ W]	[Valid=187 /-] [Invalid=17 /-]		
Universe	If Ego has already stayed outside DR Congo If q610_k in 1		
Literal question	610. What precise steps have you taken to reach "country of stay"? Other => Specify		
Value	Label	Cases	Percentage
ACHETER MON LAISSEZ		1	0.5%

File : rdc_qb_migration

q610_3: Specify other step

Value	Label	Cases	Percentage
PASSEZ ET MON BILLET			
ACHETER UN PASSEPORT NIGERIAN AVEC LEQUEL J AI VOYAGE		1	 0.5%
AFFECTATION DE SERVICE POUR LE STAGE		1	 0.5%
AFFECTATION DE SERVICE POUR STAGE		1	 0.5%
ARRANGEMENT AVEC LES SERVICES AU PORT POUR ATTEINDRE BRAZZA VILLE		1	 0.5%
AVAIT UNE PRISE EN CHARGE ET APRES A DEMANDE ASILE POLITIQUE		1	 0.5%
Asile politique s'echappe de prison		1	 0.5%
Autre identite document de quelqu'un d'autre		1	 0.5%
Avait toujours son passeport d'un ami. Est arrive en Belgique et a obtenu inscription a l'Universite		1	 0.5%
Avec mon sejour d'Italie		1	 0.5%
C EST MA TANTE QUI M AVAIT DEPLACE		1	 0.5%
C'est le HCR qui a fait les demarches		1	 0.5%
CARNET DE VACCIN ET LAISSER PASSER		1	 0.5%
CARTE DE VACCINATION		1	 0.5%

File : rdc_qb_migration

q610_3: Specify other step

Value	Label	Cases	Percentage
CARTE DE SEJOUR		1	0.5%
CARTE DE VACCINATION		2	1.1%
CARTE DE VACCINATION ET LAISSEZ PASSEZ		1	0.5%
CONNAISSANCE AMBASSADE ROYAUME UNI		1	0.5%
Clandestinement s'echappe de prison		1	0.5%
D UNE FACON CLANDESTINE AVEC L IDENTITE ANGOLAISE		1	0.5%
DEMANDE D ASILE		3	1.6%
DOCUMENT D EMPRUNT		1	0.5%
DOCUMENTS D EMPRUNT		1	0.5%
Demande et obtenu des papiers sous une fausse identite		1	0.5%
Des papiers de quelqu'un (faux papiers)		1	0.5%
EGO AVAIT UN VISA		1	0.5%
ENSEIGNER		1	0.5%
Emprunts de papiers de quelqu'un d'autre		1	0.5%
FACON CLANDESTINE		1	0.5%
FAUX PAPIERS		6	3.2%
Faux papiers		1	0.5%
Faux papiers, papiers de quelqu'un d'autre		1	0.5%
Faux passeport		1	0.5%
Gagne des millions a la loterie		1	0.5%
IL AVAIT VOYAGER COMME		1	0.5%

File : rdc_qb_migration

q610_3: Specify other step

Value	Label	Cases	Percentage
REFUGE AVEC SA FAMILLE			
IL A TAIT ALLER CHERCHER LA VIE COMME TOUT LE MONDE		1	0.5%
Il etait deja dans la liste des menages a Nairobi puisque son pere y etait		1	0.5%
Il y a eu recrutement par le gvt et il s'est charge du reste		1	0.5%
J AI REPONDU A UN APPEL D OFFRE FAIT PAR UNE COMPPAGNIE		1	0.5%
J ATTENDAIS DES PAPIERS EN PROVENANCE DE LA France		1	0.5%
J AVAIS DEMANDE UN DOCUMENT M IDENTIFIANT COMME ANGOLAIS		1	0.5%
J ETAIS SECOURU PAR DES AMIS		1	0.5%
J'AVAIS SAUTE SUR UNE OPPORTUNITE		1	0.5%
J'ETAIS VENU EN VACANCE ET J'AI DECIDE DE RESTER		1	0.5%
JE ME SUIS DEPLACE DANS LA CLANDESTINIT		1	0.5%
JE PREFERE NE PAS DIRE LESQUELS		1	0.5%
Je suis parti en bateau car mon oncle travaillait au port		1	0.5%
L EMPLOYEUR		1	0.5%

File : rdc_qb_migration

q610_3: Specify other step

Value	Label	Cases	Percentage
AVAIT FAIT TOUTES LES DEMARCHES			
L ONG M A FAIT APPELLE		1	0.5%
LA FRONTIERE TRES FLUIDE, JE POUVAIS VIVRE A LUSAKA SANS TRACASSERIE POLICIERE - SANS PAPIERS		1	0.5%
LAISSER PASSER		6	3.2%
LAISSERE PASSER ET CARTE DE VACCIN		1	0.5%
LAISSER PASSER		5	2.7%
LAISSER PASSER A LA FRONTIERE		1	0.5%
LAISSER PASSEZ		1	0.5%
LE TRAVAIL M A PERMIS L ACCES LIBRE AU CONGO ET J AI OBTENU LA CARTE DE RESIDENT		1	0.5%
LETTRE D INVITATION ET STAGE		1	0.5%
Laisser-passer		1	0.5%
Les documents de quelqu'un d'autre		1	0.5%
MISSIO DE SERVICE		1	0.5%
MISSION DE SERVICE		1	0.5%
MON GRAND FRERE A PAYER LE BILLET		1	0.5%
MON MARI M AVAIT ENVOYE L ARGENT		1	0.5%
MON PARTI POLITIQUE UDPS S ETAIT		1	0.5%

File : rdc_qb_migration

q610_3: Specify other step

Value	Label	Cases	Percentage
CHARGE DE FAIRE LES DEMARCHES POUR QUE JE SORTE DU CONGO			
MON PÃRE M A ENVOYER		1	 0.5%
Mari a tout fait (donne bcp argent a qq1) papiers de quelqu'un d'autre qui ressemblait		1	 0.5%
Mon pere avait loue un appartement a Bruxelles		1	 0.5%
NEGOCIE AVEC UN ARMATEUR		1	 0.5%
NOUS AVONS FFRAUDE PAR LA BROUSSE		1	 0.5%
NOUS ETIONS LES HOTES D UN AMI OUGANDAIS		1	 0.5%
OBTENIR DES PAPIERS FAUX		1	 0.5%
OBTENU UN EMPLOI LA BAS		1	 0.5%
ON A EN ASSISTANCE D'UN PRETRE POUR RENDRE EN Belgique		1	 0.5%
ON AVAIT SOUSCRIT A L OFFRE DE L ONU		1	 0.5%
ON M A AIDE PAR MES FRERES ET SÃUR QUI SONT AUX ETATS UNIS		1	 0.5%
Obtention d'une prise en charge : passeport, visa		1	 0.5%
PAPA AVAIT EN CHARGE TOUTE LA FAMILLE		1	 0.5%

File : rdc_qb_migration

q610_3: Specify other step

Value	Label	Cases	Percentage
PAPA ã%TAIT DIPLOMATE		1	0.5%
PAPA ã%TAIT EMPLOYEUR AU NATIONS UNIS		1	0.5%
PAPA ã%TAIT EMPLOYEUR AU NIVEAU DE PNUD		1	0.5%
PAPIERS D EMPRUNT		1	0.5%
PAPIERS D'EMPRUNT		1	0.5%
PAR PIROGUE		1	0.5%
PARTI EN CASCADE EN BATEAU		1	0.5%
PASSE PORT		1	0.5%
PASSEPORT D EMPRUNT (FRANCAIS)		1	0.5%
PASSEUR		1	0.5%
PAYER LES PASSEURS		3	1.6%
PERE CONNAISSAIT UN CIRCUIT QUI M A AIDEE A QUITTER LER PAYS SANS ETRE ARRETEE		1	0.5%
Papiers d'emprunt		1	0.5%
Papiers de quelqu'un		1	0.5%
Papiers de quelqu'un (pour venir dder evasion)		1	0.5%
Passe test en Ndls et en info , avoir un boulot pr avoir carte sis + bancaire pr pouvoir s'inscrire		1	0.5%
Passeport d'autrui		1	0.5%
Passeport d'unami et visa (vrai) dans ce passeport		1	0.5%

File : rdc_qb_migration

q610_3: Specify other step

Value	Label	Cases	Percentage
Passeport de quelqu'un		1	0.5%
Passeport de quelqu'un d'autre		1	0.5%
Passeport de sa cousine		1	0.5%
Passeport et visa d'1 tiers		1	0.5%
Passeur qui a fait les demarches pour les faux papiers		1	0.5%
Passeur, faux-papiers		1	0.5%
Paye le billet achete passeport de qqun d'autre en Angola		1	0.5%
Pris de court le frere a paye un passeur avec des bijoux		1	0.5%
Pris un camion		1	0.5%
Rapatriement du congo avec son mari		1	0.5%
SEJOUR DIPLOMATIQUE		1	0.5%
TRAJECTOIRE DU VOL		1	0.5%
TRAVERSER SANS PAYER LE TRANSPORT PAR FRAUDE		1	0.5%
TROUVER DES PASSEURS		1	0.5%
Tenant lieu de passeport		2	1.1%
UN AMI M AVAIT AMENE A SES COTE		1	0.5%
UN JETON AVEC LA CARTE D IDENTITE		1	0.5%
UTILISE LES DOCUMENTS D UNE AUTRE PERSONNE		2	1.1%
UTILISE LES DOCUMENTS DE MA SOEUR		1	0.5%

File : rdc_qb_migration

q610_3: Specify other step

Value	Label	Cases	Percentage
UTILISE LES DOCUMENTS DE MON AMIE		1	0.5%
UTILISE LES PAPIERS D UN AMI		2	1.1%
UTILISE LES PAPIERS DE QUELQU UN D AUTRE		2	1.1%
UTILISE UN DOCUMENT D EMPRUNT		1	0.5%
UTILISER LE PASSEPORT D QUELQU UN D AUTRE		1	0.5%
UTILISER LES PAPIERS DE QUELQU UN D AUTRE		1	0.5%
Un ami de ma tante m'a aidee a fuir avec de faux papiers		1	0.5%
Un visa d'une autre personne		1	0.5%
VISA		1	0.5%
VISA (TOURISTE)		2	1.1%
Vendu la maison -		1	0.5%
Visa et passeport d'un tiers		3	1.6%
Visa et passeport mais pas a son nom		1	0.5%
Voyage avec passeport d'une autre personne (avec Visa)		1	0.5%
au frais de son pere		1	0.5%
carte d'identite d'un ami		1	0.5%
dans le cadre des accords militaires B-RDC: visa collectif		1	0.5%
demande a un passeur mais trop cher		1	0.5%
demande d'asile		1	0.5%

File : rdc_qb_migration

q610_3: Specify other step

Value	Label	Cases	Percentage
demande d'asile a son arrivee en Belgique		1	0.5%
faux papiers		5	2.7%
faux papiers Passeport de qqn		1	0.5%
faux passeport avec visa		1	0.5%
fuasse inscription unif		1	0.5%
invitation d'un ami, prise en charge (formalite)		1	0.5%
j'ai obtenu un laissez passer		1	0.5%
j'etais deja installe la-bas avec des papiers de resident		1	0.5%
l'ONU et l'episcopat congolais se sont occupe de tout		1	0.5%
la maman etait deja la et avait fait les demarches		1	0.5%
laisser-passer		1	0.5%
mon oncle a fait les demarches mais je ne sais rien		1	0.5%
obtention de papiers d'emprunt (passeport)		1	0.5%
passeport d'emprunt + visa d'emprunt		1	0.5%
passeport et visa d'une autre personne		1	0.5%
pris en charge par la communaute religieuse		1	0.5%
un ami a fait les documents pour moi. Papiers empruntes		1	0.5%
utiliser d'autres papiers pour entrer et demander d'asile (papiers		1	0.5%

File : rdc_qb_migration

q610_3: Specify other step

Value	Label	Cases	Percentage
de quelques d'autres)			
vendu son affaire		1	0.5%
visa avec faux papiers		1	0.5%
visa de quelqu'un d'autre + passeur		1	0.5%
visa et passeport d'un ami		1	0.5%
visa et passeport d'un tiers		1	0.5%
visa passeport d'un inconnu		1	0.5%
.a		3	
.b		14	

Warning: these figures indicate the number of cases found in the data file. They cannot be interpreted as summary statistics of the population of interest.

q611: In which year did you initiate these first steps

Information	[Type= discrete] [Format=numeric] [Range= 1954-2008] [Missing=*]
Statistics [NW/ W]	[Valid=819 /-] [Invalid=1611 /-]
Universe	If Ego has already stayed outside DR Congo If q610 not in 12
Literal question	611. In which year did you initiate these first steps?

Value	Label	Cases	Percentage
1959		1	0.1%
1960		5	0.6%
1961		2	0.2%
1962		2	0.2%
1963		4	0.5%
1964		2	0.2%
1965		1	0.1%
1966		3	0.4%
1967		1	0.1%
1968		5	0.6%
1969		2	0.2%
1970		2	0.2%
1971		1	0.1%
1972		5	0.6%
1973		5	0.6%
1974		7	0.9%
1975		1	0.1%
1976		6	0.7%
1977		2	0.2%
1978		9	1.1%

File : rdc_qb_migration

q611: In which year did you initiate these first steps

Value	Label	Cases	Percentage
1979		3	0.4%
1980		11	1.3%
1981		5	0.6%
1982		8	1.0%
1983		9	1.1%
1984		11	1.3%
1985		10	1.2%
1986		16	2.0%
1987		9	1.1%
1988		26	3.2%
1989		33	4.0%
1990		40	4.9%
1991		42	5.1%
1992		30	3.7%
1993		29	3.5%
1994		31	3.8%
1995		27	3.3%
1996		21	2.6%
1997		26	3.2%
1998		38	4.6%
1999		35	4.3%
2000		48	5.9%
2001		43	5.3%
2002		34	4.2%
2003		33	4.0%
2004		38	4.6%
2005		24	2.9%
2006		30	3.7%
2007		21	2.6%
2008		15	1.8%
2009		7	0.9%
Sysmiss		1611	

Warning: these figures indicate the number of cases found in the data file. They cannot be interpreted as summary statistics of the population of interest.

q612: At the beginning for how long did you plan to stay (in years)

Information	[Type= continuous] [Format=numeric] [Range= 0-2147483624] [Missing=*]
Statistics [NW/ W]	[Valid=381 /-] [Invalid=2049 /-] [Mean=4.643 /-] [StdDev=10.905 /-]
Universe	If Ego has already stayed outside DR Congo
Literal question	612. At the beginning, for how long did you plan to stay in "country of stay"? Years
Post-question	FILTER : If it is about a SHORT STAY of less than a year (606 = 1 or 2) => Go to 613 Otherwise => 615

q612_1: At the beginning for how long did you plan to stay (in months)

Information	[Type= continuous] [Format=numeric] [Range= 1-24] [Missing=*]
--------------------	---

File : rdc_qb_migration

q612_1: At the beginning for how long did you plan to stay (in months)

Statistics [NW/ W]	[Valid=122 /-] [Invalid=2308 /-] [Mean=3.754 /-] [StdDev=2.375 /-]
Universe	If Ego has already stayed outside DR Congo
Literal question	612. At the beginning, for how long did you plan to stay in "country of stay"? Months
Post-question	FILTER : If it is about a SHORT STAY of less than a year (606 = 1 or 2) => Go to 613 Otherwise => 615

q612_2: At the beginning for how long did you plan to stay (in weeks)

Information	[Type= continuous] [Format=numeric] [Range= 1-4] [Missing=*]
Statistics [NW/ W]	[Valid=23 /-] [Invalid=2407 /-] [Mean=1.87 /-] [StdDev=1.29 /-]
Universe	If Ego has already stayed outside DR Congo
Literal question	612. At the beginning, for how long did you plan to stay in "country of stay"? Weeks
Post-question	FILTER : If it is about a SHORT STAY of less than a year (606 = 1 or 2) => Go to 613 Otherwise => 615

q612_3: At the beginning for how long did you plan to stay (in days)

Information	[Type= continuous] [Format=numeric] [Range= 1-29] [Missing=*]
Statistics [NW/ W]	[Valid=59 /-] [Invalid=2371 /-] [Mean=2.39 /-] [StdDev=3.509 /-]
Universe	If Ego has already stayed outside DR Congo
Literal question	612. At the beginning, for how long did you plan to stay in "country of stay"? Days
Post-question	FILTER : If it is about a SHORT STAY of less than a year (606 = 1 or 2) => Go to 613 Otherwise => 615











q612_4: At the beginning for how long did you plan to stay (permanently)

Information	[Type= discrete] [Format=numeric] [Range= 0-1] [Missing=*]
Statistics [NW/ W]	[Valid=701 /-] [Invalid=1729 /-]
Universe	If Ego has already stayed outside DR Congo
Literal question	612. At the beginning, for how long did you plan to stay in "country of stay"? Permanently
Post-question	FILTER : If it is about a SHORT STAY of less than a year (606 = 1 or 2) => Go to 613 Otherwise => 615

Value	Label	Cases	Percentage
0	No	325	46.4%
1	Yes	376	53.6%
Sysmiss		1729	

Warning: these figures indicate the number of cases found in the data file. They cannot be interpreted as summary statistics of the population of interest.

# q613: For how long did you stay in the end (in months)			
Information	[Type= continuous] [Format=numeric] [Range= 0-60] [Missing=*]		
Statistics [NW/ W]	[Valid=38 /-] [Invalid=2392 /-] [Mean=6.211 /-] [StdDev=10.491 /-]		
Universe	If Ego has already stayed outside DR Congo If it is about a SHORT STAY of less than a year		
Literal question	613. And for how long did you stay in the end? Months		
# q613_1: For how long did you stay in the end (in weeks)			
Information	[Type= continuous] [Format=numeric] [Range= 0-5] [Missing=*]		
Statistics [NW/ W]	[Valid=21 /-] [Invalid=2409 /-] [Mean=1.952 /-] [StdDev=1.203 /-]		
Universe	If Ego has already stayed outside DR Congo If it is about a SHORT STAY of less than a year		
Literal question	613. And for how long did you stay in the end? Weeks		
# q613_2: For how long did you stay in the end (in days)			
Information	[Type= continuous] [Format=numeric] [Range= 1-25] [Missing=*]		
Statistics [NW/ W]	[Valid=44 /-] [Invalid=2386 /-] [Mean=2.386 /-] [StdDev=1.991 /-]		
Universe	If Ego has already stayed outside DR Congo If it is about a SHORT STAY of less than a year		
Literal question	613. And for how long did you stay in the end? Days		
# q613_3: For how long did you stay in the end (other)			
Information	[Type= discrete] [Format=character] [Missing=*.b/.c]		
Statistics [NW/ W]	[Valid=2 /-] [Invalid=3 /-]		
Universe	If Ego has already stayed outside DR Congo If it is about a SHORT STAY of less than a year		
Literal question	613. And for how long did you stay in the end? Other		
Value	Label	Cases	Percentage
NSP exactement		1	50.0%
QUELQUES HEURES		1	50.0%
.b		2	
.c		1	
<i>Warning: these figures indicate the number of cases found in the data file. They cannot be interpreted as summary statistics of the population of interest.</i>			
# q614: Would you tell me if you had during your stay			
Information	[Type= discrete] [Format=character] [Missing=*.b/.]		
Statistics [NW/ W]	[Valid=93 /-] [Invalid=431 /-]		
Universe	If Ego has already stayed outside DR Congo If it is about a SHORT STAY of less than a year		
Literal question	614. Being able to live in a country often depends on the type of documents one has. Would you tell me if you had during your stay in "country of stay"... Multiple answers		
Interviewer's instructions	Multiple answers possible		
Value	Label	Cases	Percentage
1		45	48.4%

# q614: Would you tell me if you had during your stay			
Value	Label	Cases	Percentage
2		7	 7.5%
3		18	 19.4%
4		9	 9.7%
5		14	 15.1%
.		418	
.b		13	
<i>Warning: these figures indicate the number of cases found in the data file. They cannot be interpreted as summary statistics of the population of interest.</i>			
# q614_1: Would you tell me if you had during your stay a visa			
Information	[Type= discrete] [Format=numeric] [Range= 0-1] [Missing=*]		
Statistics [NW/ W]	[Valid=106 /-] [Invalid=2324 /-]		
Universe	If Ego has already stayed outside DR Congo If it is about a SHORT STAY of less than a year		
Literal question	614. Being able to live in a country often depends on the type of documents one has. Would you tell me if you had during your stay in "country of stay" ... A short-stay visa (until 3 months)		
Value	Label	Cases	Percentage
0	No	61	 57.5%
1	Yes	45	 42.5%
Sysmiss		2324	
<i>Warning: these figures indicate the number of cases found in the data file. They cannot be interpreted as summary statistics of the population of interest.</i>			
# q614_2: Would you tell me if you had during your stay a residence permit			
Information	[Type= discrete] [Format=numeric] [Range= 0-1] [Missing=*]		
Statistics [NW/ W]	[Valid=106 /-] [Invalid=2324 /-]		
Universe	If Ego has already stayed outside DR Congo If it is about a SHORT STAY of less than a year		
Literal question	614. Being able to live in a country often depends on the type of documents one has. Would you tell me if you had during your stay in "country of stay" ... A long-stay visa (more than 3 months) or a residence permit (residence card, refugee card...)		
Value	Label	Cases	Percentage
0	No	99	 93.4%
1	Yes	7	 6.6%
Sysmiss		2324	
<i>Warning: these figures indicate the number of cases found in the data file. They cannot be interpreted as summary statistics of the population of interest.</i>			
# q614_3: Would you tell me if during your stay you didn't need any visa or permit			
Information	[Type= discrete] [Format=numeric] [Range= 0-1] [Missing=*]		
Statistics [NW/ W]	[Valid=106 /-] [Invalid=2324 /-]		
Universe	If Ego has already stayed outside DR Congo If it is about a SHORT STAY of less than a year		
Literal question	614. Being able to live in a country often depends on the type of documents one has. Would you tell me if you had during your stay in "country of stay" ... You didn't need any visa or permit		
Value	Label	Cases	Percentage
0	No	88	 83.0%
1	Yes	18	 17.0%
Sysmiss		2324	

# q614_3: Would you tell me if during your stay you didn't need any visa or permit			
<i>Warning: these figures indicate the number of cases found in the data file. They cannot be interpreted as summary statistics of the population of interest.</i>			
# q614_4: Would you tell me if during your stay you didn't have any permit			
Information	[Type= discrete] [Format=numeric] [Range= 0-1] [Missing=*]		
Statistics [NW/ W]	[Valid=106 /-] [Invalid=2324 /-]		
Universe	If Ego has already stayed outside DR Congo If it is about a SHORT STAY of less than a year		
Literal question	614. Being able to live in a country often depends on the type of documents one has. Would you tell me if you had during your stay in "country of stay"... You didn't have any permit		
Value	Label	Cases	Percentage
0	No	97	91.5%
1	Yes	9	8.5%
Sysmiss		2324	
<i>Warning: these figures indicate the number of cases found in the data file. They cannot be interpreted as summary statistics of the population of interest.</i>			
# q614_5: Would you tell me if you had during your stay... Different situation			
Information	[Type= discrete] [Format=numeric] [Range= 0-1] [Missing=*]		
Statistics [NW/ W]	[Valid=106 /-] [Invalid=2324 /-]		
Universe	If Ego has already stayed outside DR Congo If it is about a SHORT STAY of less than a year		
Literal question	614. Being able to live in a country often depends on the type of documents one has. Would you tell me if you had during your stay in "country of stay"... Other type of documents		
Value	Label	Cases	Percentage
0	No	92	86.8%
1	Yes	14	13.2%
Sysmiss		2324	
<i>Warning: these figures indicate the number of cases found in the data file. They cannot be interpreted as summary statistics of the population of interest.</i>			
# q614_6: Would you tell me if during your stay you were an asylum seeker			
Information	[Type= discrete] [Format=numeric] [Range= 0-0] [Missing=*]		
Statistics [NW/ W]	[Valid=106 /-] [Invalid=2324 /-]		
Universe	If Ego has already stayed outside DR Congo If it is about a SHORT STAY of less than a year		
Literal question	614. Being able to live in a country often depends on the type of documents one has. Would you tell me if you had during your stay in "country of stay"... An asylum claim		
Value	Label	Cases	Percentage
0	No	106	100.0%
1	Yes	0	
Sysmiss		2324	
<i>Warning: these figures indicate the number of cases found in the data file. They cannot be interpreted as summary statistics of the population of interest.</i>			
# q614_NR: Would you tell me if you had during your stay... No answer			
Information	[Type= discrete] [Format=numeric] [Range= 0-1] [Missing=*]		
Statistics [NW/ W]	[Valid=106 /-] [Invalid=2324 /-]		
Universe	If Ego has already stayed outside DR Congo If it is about a SHORT STAY of less than a year		

# q614_NR: Would you tell me if you had during your stay... No answer			
Literal question	614. Being able to live in a country often depends on the type of documents one has. Would you tell me if you had during your stay in "country of stay"...		
	No answer		
Value	Label	Cases	Percentage
0	No	93	87.7%
1	Yes	13	12.3%
Sysmiss		2324	
<i>Warning: these figures indicate the number of cases found in the data file. They cannot be interpreted as summary statistics of the population of interest.</i>			
# q614_a: Specify the different situation			
Information	[Type= discrete] [Format=character] [Missing=*/b/.c]		
Statistics [NW/ W]	[Valid=14 /-] [Invalid=2 /-]		
Universe	If Ego has already stayed outside DR Congo If it is about a SHORT STAY of less than a year If q614_5 in 1		
Literal question	614. Being able to live in a country often depends on the type of documents one has. Would you tell me if you had during your stay in "country of stay"...		
	Other type of documents => Specify		
Value	Label	Cases	Percentage
J AVAIS DES FAUX PAPIERS		1	7.1%
J AVAIS UN DOCUMENT QUI ME DONNAIT LA POSSIBILITE		1	7.1%
JUSTE UN JETON POUR ME PERMETTRE DE PASSER		1	7.1%
LAISSER PASSER		1	7.1%
LAISSEZ PASSER		1	7.1%
LASSER PASSER		1	7.1%
Passeport d'un ami		2	14.3%
Tenant lieu de passeport		2	14.3%
Visa de transit ac possibilite de +sieurs entrees		1	7.1%
non reponse		1	7.1%
passeport et visa court d'un inconnu		1	7.1%
simple transit a l'aeroport		1	7.1%
.b		1	
.c		1	
<i>Warning: these figures indicate the number of cases found in the data file. They cannot be interpreted as summary statistics of the population of interest.</i>			

# q615: Which means of transportation did you use to go to	
Information	[Type= discrete] [Format=character] [Missing=*/.b/.c/.a]
Statistics [NW/ W]	[Valid=1082 /-] [Invalid=40 /-]
Universe	If Ego has already stayed outside DR Congo
Literal question	615. Which means of transportation did you use to go to "country of stay"? Multiple answers

Value	Label	Cases	Percentage
1		684	63.2%
1 2		1	0.1%
1 3		6	0.6%
1 4		1	0.1%
2		102	9.4%
2 3		2	0.2%
2 3 5		1	0.1%
2 4		5	0.5%
2 4 1		2	0.2%
3		108	10.0%
3 1		5	0.5%
3 4		2	0.2%
3 5		5	0.5%
3 6		1	0.1%
4		116	10.7%
4 1 3		1	0.1%
4 2		4	0.4%
4 6		1	0.1%
5		14	1.3%
5 2		1	0.1%
5 6		1	0.1%
6		19	1.8%
.a		1	
.b		38	
.c		1	

Warning: these figures indicate the number of cases found in the data file. They cannot be interpreted as summary statistics of the population of interest.

# q615_1: Means of transportation: Plane	
Information	[Type= discrete] [Format=numeric] [Range= 0-1] [Missing=*]
Statistics [NW/ W]	[Valid=1121 /-] [Invalid=1309 /-]
Universe	If Ego has already stayed outside DR Congo
Literal question	615. Which means of transportation did you use to go to "country of stay"? Plane

Value	Label	Cases	Percentage
0	No	421	37.6%
1	Yes	700	62.4%
Sysmiss		1309	

Warning: these figures indicate the number of cases found in the data file. They cannot be interpreted as summary statistics of the population of interest.

# q615_2: Means of transportation: Bus/train	
Information	[Type= discrete] [Format=numeric] [Range= 0-1] [Missing=*]

# q615_2: Means of transportation: Bus/train			
Statistics [NW/ W]		[Valid=1121 /-] [Invalid=1309 /-]	
Universe		If Ego has already stayed outside DR Congo	
Literal question		615. Which means of transportation did you use to go to "country of stay"? Bus / Train	
Value	Label	Cases	Percentage
0	No	1004	89.6%
1	Yes	117	10.4%
Sysmiss		1309	
<i>Warning: these figures indicate the number of cases found in the data file. They cannot be interpreted as summary statistics of the population of interest.</i>			
# q615_3: Means of transportation: Car			
Information		[Type= discrete] [Format=numeric] [Range= 0-1] [Missing=*]	
Statistics [NW/ W]		[Valid=1121 /-] [Invalid=1309 /-]	
Universe		If Ego has already stayed outside DR Congo	
Literal question		615. Which means of transportation did you use to go to "country of stay"? Car / Truck / Van	
Value	Label	Cases	Percentage
0	No	990	88.3%
1	Yes	131	11.7%
Sysmiss		1309	
<i>Warning: these figures indicate the number of cases found in the data file. They cannot be interpreted as summary statistics of the population of interest.</i>			
# q615_4: Means of transportation: Ship			
Information		[Type= discrete] [Format=numeric] [Range= 0-1] [Missing=*]	
Statistics [NW/ W]		[Valid=1121 /-] [Invalid=1309 /-]	
Universe		If Ego has already stayed outside DR Congo	
Literal question		615. Which means of transportation did you use to go to "country of stay"? Ship	
Value	Label	Cases	Percentage
0	No	989	88.2%
1	Yes	132	11.8%
Sysmiss		1309	
<i>Warning: these figures indicate the number of cases found in the data file. They cannot be interpreted as summary statistics of the population of interest.</i>			
# q615_5: Means of transportation: Pirogue/patera			
Information		[Type= discrete] [Format=numeric] [Range= 0-1] [Missing=*]	
Statistics [NW/ W]		[Valid=1121 /-] [Invalid=1309 /-]	
Universe		If Ego has already stayed outside DR Congo	
Literal question		615. Which means of transportation did you use to go to "country of stay"? Small boat (Pirogue, patera...)	
Value	Label	Cases	Percentage
0	No	1099	98.0%
1	Yes	22	2.0%
Sysmiss		1309	
<i>Warning: these figures indicate the number of cases found in the data file. They cannot be interpreted as summary statistics of the population of interest.</i>			

# q615_6: Means of transportation: Other			
Information	[Type= discrete] [Format=numeric] [Range= 0-1] [Missing=*]		
Statistics [NW/ W]	[Valid=1121 /-] [Invalid=1309 /-]		
Universe	If Ego has already stayed outside DR Congo		
Literal question	615. Which means of transportation did you use to go to "country of stay"? Other		
Value	Label	Cases	Percentage
0	No	1099	98.0%
1	Yes	22	2.0%
Sysmiss		1309	
<i>Warning: these figures indicate the number of cases found in the data file. They cannot be interpreted as summary statistics of the population of interest.</i>			
# q615_NR: Means of transportation: No answer			
Information	[Type= discrete] [Format=numeric] [Range= 0-1] [Missing=*]		
Statistics [NW/ W]	[Valid=1121 /-] [Invalid=1309 /-]		
Universe	If Ego has already stayed outside DR Congo		
Literal question	615. Which means of transportation did you use to go to "country of stay"? No answer		
Value	Label	Cases	Percentage
0	No	1081	96.4%
1	Yes	40	3.6%
Sysmiss		1309	
<i>Warning: these figures indicate the number of cases found in the data file. They cannot be interpreted as summary statistics of the population of interest.</i>			
# q615_a: Specify the other mean of transportation			
Information	[Type= discrete] [Format=character] [Missing=*/.b]		
Statistics [NW/ W]	[Valid=18 /-] [Invalid=4 /-]		
Universe	If Ego has already stayed outside DR Congo If q615_6 in 1		
Literal question	615. Which means of transportation did you use to go to "country of stay"? Other => Specify		
Value	Label	Cases	Percentage
1		1	5.6%
A PIED		1	5.6%
A PIEDS		2	11.1%
ACCOMPAGNE HANDICAPE PHYSIQUE		1	5.6%
BAQUE		1	5.6%
CANEAU RAPIDE		1	5.6%
CANON RAPIDE		2	11.1%
J AI FAIT LE PIEDS		1	5.6%
LE PIED PAR BROUSSE		1	5.6%
PIEDS		6	33.3%
a pieds		1	5.6%

# q615_a: Specify the other mean of transportation			
Value	Label	Cases	Percentage
.b		4	
<i>Warning: these figures indicate the number of cases found in the data file. They cannot be interpreted as summary statistics of the population of interest.</i>			
# q616: You have travelled			
Information	[Type= discrete] [Format=character] [Missing=*/.b]		
Statistics [NW/ W]	[Valid=1107 /-] [Invalid=10 /-]		
Universe	If Ego has already stayed outside DR Congo		
Literal question	616. You have travelled... Multiple answers		
Interviewer's instructions	Read, multiple answers possible		
Value	Label	Cases	Percentage
0		272	24.6%
00		363	32.8%
00 06		1	0.1%
00 08		1	0.1%
00 11		3	0.3%
00 13		4	0.4%
01		1	0.1%
01 02 04 05		1	0.1%
01 02 04 05		3	0.3%
01 02		1	0.1%
01 02 04		7	0.6%
01 02 04 05		9	0.8%
01 02 04 05 06 07		1	0.1%
01 02 05		4	0.4%
01 04		1	0.1%
01 04 02		1	0.1%
01 05		1	0.1%
01 05 13		1	0.1%
02		11	1.0%
02 04		1	0.1%
02 05		1	0.1%
02 04		2	0.2%
02 04 05		1	0.1%
02 05		1	0.1%
02 13		1	0.1%
02 13 04		1	0.1%
03		37	3.3%
03 08		1	0.1%
03 06		1	0.1%
03 06 07		4	0.4%
03 07		3	0.3%
03 04		1	0.1%
03 04 06		1	0.1%
03 06		16	1.4%

q616: You have travelled

Value	Label	Cases	Percentage
03 06 00		1	0.1%
03 06 07		27	2.4%
03 07		9	0.8%
03 07 06		2	0.2%
03 13		1	0.1%
04		9	0.8%
04 05 08		2	0.2%
04 11		1	0.1%
05		8	0.7%
05 13		1	0.1%
06		10	0.9%
06 07		1	0.1%
06 07		20	1.8%
06 07 03		1	0.1%
06 07 08		1	0.1%
06 07 12		1	0.1%
06 08		1	0.1%
06 12		1	0.1%
07		24	2.2%
07 00		3	0.3%
07 03		1	0.1%
07 08		1	0.1%
07 10		1	0.1%
08		25	2.3%
08 11		1	0.1%
09		6	0.5%
1 1		1	0.1%
1 2		1	0.1%
1 2 4 5		1	0.1%
10		3	0.3%
11		67	6.1%
11 04		1	0.1%
12		28	2.5%
12 04		1	0.1%
12 05		2	0.2%
13		25	2.3%
2		2	0.2%
2 4		1	0.1%
2 4 5		1	0.1%
3		12	1.1%
3 7		1	0.1%
3 6		3	0.3%
3 6 7		10	0.9%
3 7		1	0.1%
4		1	0.1%

# q616: You have travelled			
Value	Label	Cases	Percentage
4 5		1	0.1%
5		1	0.1%
6		7	0.6%
6 7		2	0.2%
7		5	0.5%
8		11	1.0%
9		1	0.1%
.b		10	
<i>Warning: these figures indicate the number of cases found in the data file. They cannot be interpreted as summary statistics of the population of interest.</i>			
# q616_0: Travelled alone			
Information	[Type= discrete] [Format=numeric] [Range= 0-1] [Missing=*]		
Statistics [NW/ W]	[Valid=1122 /-] [Invalid=1308 /-]		
Universe	If Ego has already stayed outside DR Congo		
Literal question	616. You have travelled... Alone		
Value	Label	Cases	Percentage
0	No	479	42.7%
1	Yes	643	57.3%
Sysmiss		1308	
<i>Warning: these figures indicate the number of cases found in the data file. They cannot be interpreted as summary statistics of the population of interest.</i>			
# q616_1: Travelled with father			
Information	[Type= discrete] [Format=numeric] [Range= 0-1] [Missing=*]		
Statistics [NW/ W]	[Valid=1122 /-] [Invalid=1308 /-]		
Universe	If Ego has already stayed outside DR Congo		
Literal question	616. You have travelled... With your father		
Value	Label	Cases	Percentage
0	No	1087	96.9%
1	Yes	35	3.1%
Sysmiss		1308	
<i>Warning: these figures indicate the number of cases found in the data file. They cannot be interpreted as summary statistics of the population of interest.</i>			
# q616_2: Travelled with mother			
Information	[Type= discrete] [Format=numeric] [Range= 0-1] [Missing=*]		
Statistics [NW/ W]	[Valid=1122 /-] [Invalid=1308 /-]		
Universe	If Ego has already stayed outside DR Congo		
Literal question	616. You have travelled... With your mother		
Value	Label	Cases	Percentage
0	No	1081	96.3%
1	Yes	41	3.7%
Sysmiss		1308	
<i>Warning: these figures indicate the number of cases found in the data file. They cannot be interpreted as summary statistics of the population of interest.</i>			

# q616_3: Travelled with partner(s)			
Information	[Type= discrete] [Format=numeric] [Range= 0-1] [Missing=*]		
Statistics [NW/ W]	[Valid=1122 /-] [Invalid=1308 /-]		
Universe	If Ego has already stayed outside DR Congo		
Literal question	616. You have travelled... With your partner(s)		
Value	Label	Cases	Percentage
0	No	1039	92.6%
1	Yes	83	7.4%
Sysmiss		1308	
<i>Warning: these figures indicate the number of cases found in the data file. They cannot be interpreted as summary statistics of the population of interest.</i>			
# q616_4: Travelled with brother(s)			
Information	[Type= discrete] [Format=numeric] [Range= 0-1] [Missing=*]		
Statistics [NW/ W]	[Valid=1122 /-] [Invalid=1308 /-]		
Universe	If Ego has already stayed outside DR Congo		
Literal question	616. You have travelled... With one or several brothers		
Value	Label	Cases	Percentage
0	No	1072	95.5%
1	Yes	50	4.5%
Sysmiss		1308	
<i>Warning: these figures indicate the number of cases found in the data file. They cannot be interpreted as summary statistics of the population of interest.</i>			
# q616_5: Travelled with sister(s)			
Information	[Type= discrete] [Format=numeric] [Range= 0-1] [Missing=*]		
Statistics [NW/ W]	[Valid=1122 /-] [Invalid=1308 /-]		
Universe	If Ego has already stayed outside DR Congo		
Literal question	616. You have travelled... With one or several sisters		
Value	Label	Cases	Percentage
0	No	1082	96.4%
1	Yes	40	3.6%
Sysmiss		1308	
<i>Warning: these figures indicate the number of cases found in the data file. They cannot be interpreted as summary statistics of the population of interest.</i>			
# q616_6: Travelled with son(s)			
Information	[Type= discrete] [Format=numeric] [Range= 0-1] [Missing=*]		
Statistics [NW/ W]	[Valid=1122 /-] [Invalid=1308 /-]		
Universe	If Ego has already stayed outside DR Congo		
Literal question	616. You have travelled... With your son(s)		
Value	Label	Cases	Percentage
0	No	1010	90.0%
1	Yes	112	10.0%
Sysmiss		1308	
<i>Warning: these figures indicate the number of cases found in the data file. They cannot be interpreted as summary statistics of the population of interest.</i>			

# q616_7: Travelled with daughter(s)			
Information	[Type= discrete] [Format=numeric] [Range= 0-1] [Missing=*]		
Statistics [NW/ W]	[Valid=1122 /-] [Invalid=1308 /-]		
Universe	If Ego has already stayed outside DR Congo		
Literal question	616. You have travelled... With your daughter(s)		
Value	Label	Cases	Percentage
0	No	1003	89.4%
1	Yes	119	10.6%
Sysmiss		1308	
<i>Warning: these figures indicate the number of cases found in the data file. They cannot be interpreted as summary statistics of the population of interest.</i>			
# q616_8: Travelled with another relative			
Information	[Type= discrete] [Format=numeric] [Range= 0-1] [Missing=*]		
Statistics [NW/ W]	[Valid=1122 /-] [Invalid=1308 /-]		
Universe	If Ego has already stayed outside DR Congo		
Literal question	616. You have travelled... With another relative		
Value	Label	Cases	Percentage
0	No	1078	96.1%
1	Yes	44	3.9%
Sysmiss		1308	
<i>Warning: these figures indicate the number of cases found in the data file. They cannot be interpreted as summary statistics of the population of interest.</i>			
# q616_9: Travelled with an official delegation			
Information	[Type= discrete] [Format=numeric] [Range= 0-1] [Missing=*]		
Statistics [NW/ W]	[Valid=1122 /-] [Invalid=1308 /-]		
Universe	If Ego has already stayed outside DR Congo		
Literal question	616. You have travelled... With an official delegation		
Value	Label	Cases	Percentage
0	No	1115	99.4%
1	Yes	7	0.6%
Sysmiss		1308	
<i>Warning: these figures indicate the number of cases found in the data file. They cannot be interpreted as summary statistics of the population of interest.</i>			
# q616_10: Travelled with musicians, sport team			
Information	[Type= discrete] [Format=numeric] [Range= 0-1] [Missing=*]		
Statistics [NW/ W]	[Valid=1122 /-] [Invalid=1308 /-]		
Universe	If Ego has already stayed outside DR Congo		
Literal question	616. You have travelled... With a group of artists (musicians...), a sports team		
Value	Label	Cases	Percentage
0	No	1118	99.6%
1	Yes	4	0.4%
Sysmiss		1308	
<i>Warning: these figures indicate the number of cases found in the data file. They cannot be interpreted as summary statistics of the population of interest.</i>			

# q616_11: Travelled with friend(s)			
Information	[Type= discrete] [Format=numeric] [Range= 0-1] [Missing=*]		
Statistics [NW/ W]	[Valid=1122 /-] [Invalid=1308 /-]		
Universe	If Ego has already stayed outside DR Congo		
Literal question	616. You have travelled... With one or several friends		
Value	Label	Cases	Percentage
0	No	1049	93.5%
1	Yes	73	6.5%
Sysmiss		1308	
<i>Warning: these figures indicate the number of cases found in the data file. They cannot be interpreted as summary statistics of the population of interest.</i>			
# q616_12: Travelled with smuggler			
Information	[Type= discrete] [Format=numeric] [Range= 0-1] [Missing=*]		
Statistics [NW/ W]	[Valid=1122 /-] [Invalid=1308 /-]		
Universe	If Ego has already stayed outside DR Congo		
Literal question	616. You have travelled... With a smuggler		
Value	Label	Cases	Percentage
0	No	1089	97.1%
1	Yes	33	2.9%
Sysmiss		1308	
<i>Warning: these figures indicate the number of cases found in the data file. They cannot be interpreted as summary statistics of the population of interest.</i>			
# q616_13: Travelled with somebody else			
Information	[Type= discrete] [Format=numeric] [Range= 0-1] [Missing=*]		
Statistics [NW/ W]	[Valid=1122 /-] [Invalid=1308 /-]		
Universe	If Ego has already stayed outside DR Congo		
Literal question	616. You have travelled... With somebody else		
Value	Label	Cases	Percentage
0	No	1088	97.0%
1	Yes	34	3.0%
Sysmiss		1308	
<i>Warning: these figures indicate the number of cases found in the data file. They cannot be interpreted as summary statistics of the population of interest.</i>			
# q616_NR: Travelled with no answer			
Information	[Type= discrete] [Format=numeric] [Range= 0-1] [Missing=*]		
Statistics [NW/ W]	[Valid=1122 /-] [Invalid=1308 /-]		
Universe	If Ego has already stayed outside DR Congo		
Literal question	616. You have travelled... No answer		
Value	Label	Cases	Percentage
0	No	1112	99.1%
1	Yes	10	0.9%
Sysmiss		1308	
<i>Warning: these figures indicate the number of cases found in the data file. They cannot be interpreted as summary statistics of the population of interest.</i>			

# q616_a: Specify the other relative			
Information	[Type= discrete] [Format=character] [Missing=*]		
Statistics [NW/ W]	[Valid=44 /-] [Invalid=0 /-]		
Universe	If Ego has already stayed outside DR Congo If q616_8 in 1		
Literal question	616. You have travelled... With another relative => Specify		
Value	Label	Cases	Percentage
07		1	2.3%
AMIE DE MA MERE		1	2.3%
BEAU FRERE		1	2.3%
Belle-mere		1	2.3%
COUSINE		3	6.8%
COUSINS		1	2.3%
GRAND PÃˆRE		1	2.3%
LA GRAND MERE		1	2.3%
MON COUSIN		1	2.3%
MON ONCLE		1	2.3%
MON ONCLE PATERNEL		1	2.3%
NEVEU		1	2.3%
NIECE		1	2.3%
ONCLE		2	4.5%
ONCLE ET SA FAMILLE RESTREINTE		2	4.5%
ONCLE MATERNEL		3	6.8%
Oncle		1	2.3%
PETITE SÅˆUR		1	2.3%
TANTE		4	9.1%
TANTE ET SON MARI		1	2.3%
TANTE MATERNELLE		1	2.3%
TANTE PATERNELLE		2	4.5%
Tous les Blancs de kin		1	2.3%
UN COUSIN		1	2.3%
UN ONCLE		1	2.3%
beau-pere		1	2.3%
cousin(e)s		2	4.5%
cousine		1	2.3%
cousine et ses enfants		1	2.3%
cuosinã, ñ + 1 tante		1	2.3%
frere du conjoint		1	2.3%

# q616_a: Specify the other relative			
Value	Label	Cases	Percentage
oncle et tante qui etaient en vacances		1	2.3%
petit-fille		1	2.3%
<i>Warning: these figures indicate the number of cases found in the data file. They cannot be interpreted as summary statistics of the population of interest.</i>			
# q616_b: Specify somebody else			
Information	[Type= discrete] [Format=character] [Missing=*/.b/.a]		
Statistics [NW/ W]	[Valid=29 /-] [Invalid=5 /-]		
Universe	If Ego has already stayed outside DR Congo If q616_13 in 1		
Literal question	616. You have travelled... With somebody else => Specify		
Value	Label	Cases	Percentage
08		1	3.4%
1 ami		1	3.4%
AVEC MR HENRI		1	3.4%
Avec d'autres collegues tortures (politiciens)		1	3.4%
Avec des consoeurs et un seminariste		1	3.4%
BEAU FRERE		1	3.4%
COLLEGUES DE SERVICE		3	10.3%
COLLOGUES DE SERVICE		1	3.4%
COUSIN		1	3.4%
COUSIN DE MON MARI		1	3.4%
Camarades d'ecoles		1	3.4%
Connaissance de la sÅ“ur de mon ex-mari		1	3.4%
Consoeurs et seminariste allant a Kinshasa		1	3.4%
Copine		1	3.4%
D AUTRE RECRUS		1	3.4%
D AUTRES COMPATRIOTE:		1	3.4%
LA FAMILLE DE MON PATRON		1	3.4%
MAMAN EGO		1	3.4%
ONCLE MATERNEL		1	3.4%

q616_b: Specify somebody else

Value	Label	Cases	Percentage
PETIT FRERE DU COMMISSIONN.		1	3.4%
S'est fait passer pour la famille d'un monsieur		1	3.4%
Un ami de l'officier qui m'a fait evader		1	3.4%
Une blanche : Madame francoise (amie du mari)		1	3.4%
consoeurs + 1 seminariste allant a Kinshasa		1	3.4%
d'autres boursiers		1	3.4%
femme de son employeur (ministre)		1	3.4%
patronne		1	3.4%
.a		3	
.b		2	

Warning: these figures indicate the number of cases found in the data file. They cannot be interpreted as summary statistics of the population of interest.

q617: Who decided about your trip/migration

Information	[Type= discrete] [Format=character] [Missing=*/.b/.a]
Statistics [NW/ W]	[Valid=1112 /-] [Invalid=6 /-]
Definition	Family members: answers 1 to 8 Other persons: answers 9 and 10
Universe	If Ego has already stayed outside DR Congo
Literal question	617. Who decided about your trip/migration? Multiple answers
Post-question	If q617 only in 0 => 619 FILTER: If Ego has one or more members of his family or personal network outside DR Congo => 618 OTHERWISE => 619
Interviewer's instructions	Multiple answers possible Read:

Value	Label	Cases	Percentage
0		172	15.5%
0 01		1	0.1%
0 02		1	0.1%
0 03		16	1.4%
0 03 09		1	0.1%
0 04		2	0.2%
0 07		1	0.1%
0 08		1	0.1%
0 08 03		1	0.1%
0 1		1	0.1%

q617: Who decided about your trip/migration

Value	Label	Cases	Percentage
0 1 2		2	0.2%
0 10		10	0.9%
0 10 08		1	0.1%
0 2		1	0.1%
0 3		12	1.1%
0 4		2	0.2%
0 5		2	0.2%
0 6		2	0.2%
0 8		2	0.2%
0 9		4	0.4%
00		304	27.3%
00 03 08		1	0.1%
00 03		1	0.1%
00 01		9	0.8%
00 01 02		4	0.4%
00 01 02 08		1	0.1%
00 02		4	0.4%
00 03		47	4.2%
00 03 01 02		1	0.1%
00 03 01 04 05		1	0.1%
00 03 04		1	0.1%
00 03 04 05		2	0.2%
00 03 06 07		2	0.2%
00 03 09		1	0.1%
00 03 10		1	0.1%
00 04		6	0.5%
00 04 03		1	0.1%
00 04 10		1	0.1%
00 05		6	0.5%
00 06		1	0.1%
00 06 07		2	0.2%
00 08		4	0.4%
00 08 04		1	0.1%
00 09		3	0.3%
00 09 10		1	0.1%
00 10		16	1.4%
00 3		1	0.1%
00 8		1	0.1%
01		41	3.7%
01 02		2	0.2%
01 0		1	0.1%
01 00		2	0.2%
01 02		35	3.1%
01 02 00		2	0.2%
01 02 04		1	0.1%

q617: Who decided about your trip/migration

Value	Label	Cases	Percentage
01 02 05		1	0.1%
01 02 08		4	0.4%
01 02 08 04 05		1	0.1%
01 04		1	0.1%
01 05		1	0.1%
01 08		3	0.3%
01 08 10		1	0.1%
01 10		2	0.2%
02		17	1.5%
02 04 10 08		1	0.1%
02 08		1	0.1%
03		80	7.2%
03 0		1	0.1%
03 00		6	0.5%
03 04		1	0.1%
03 06 07		2	0.2%
03 08 00		1	0.1%
04		9	0.8%
04 02		1	0.1%
04 10		1	0.1%
05		9	0.8%
05 00		1	0.1%
05 08		1	0.1%
06		3	0.3%
06 07		4	0.4%
06 07 00		1	0.1%
07		6	0.5%
08		32	2.9%
08 00		1	0.1%
09		32	2.9%
09 00		1	0.1%
09 10		1	0.1%
1		10	0.9%
1 0		2	0.2%
1 0 10		1	0.1%
1 2		8	0.7%
10		46	4.1%
10 0		3	0.3%
10 00		1	0.1%
10 03 00		1	0.1%
10 08		1	0.1%
2		4	0.4%
2 8		1	0.1%
3		23	2.1%
3 0		2	0.2%

# q617: Who decided about your trip/migration			
Value	Label	Cases	Percentage
3 1 2		1	0.1%
3 10		4	0.4%
4		3	0.3%
5		3	0.3%
5 0		1	0.1%
6 7		1	0.1%
8		8	0.7%
8 2		2	0.2%
8888		5	0.4%
9		11	1.0%
.a		1	
.b		5	
<i>Warning: these figures indicate the number of cases found in the data file. They cannot be interpreted as summary statistics of the population of interest.</i>			
# q617_0: Decision alone			
Information	[Type= discrete] [Format=numeric] [Range= 0-1] [Missing=*]		
Statistics [NW/ W]	[Valid=1122 /-] [Invalid=1308 /-]		
Universe	If Ego has already stayed outside DR Congo		
Literal question	617. Who decided about your trip/migration? Yourself		
Value	Label	Cases	Percentage
0	No	440	39.2%
1	Yes	682	60.8%
Sysmiss		1308	
<i>Warning: these figures indicate the number of cases found in the data file. They cannot be interpreted as summary statistics of the population of interest.</i>			
# q617_1: Decision father			
Information	[Type= discrete] [Format=numeric] [Range= 0-1] [Missing=*]		
Statistics [NW/ W]	[Valid=1122 /-] [Invalid=1308 /-]		
Universe	If Ego has already stayed outside DR Congo		
Literal question	617. Who decided about your trip/migration? Your father		
Value	Label	Cases	Percentage
0	No	982	87.5%
1	Yes	140	12.5%
Sysmiss		1308	
<i>Warning: these figures indicate the number of cases found in the data file. They cannot be interpreted as summary statistics of the population of interest.</i>			
# q617_2: Decision mother			
Information	[Type= discrete] [Format=numeric] [Range= 0-1] [Missing=*]		
Statistics [NW/ W]	[Valid=1122 /-] [Invalid=1308 /-]		
Universe	If Ego has already stayed outside DR Congo		
Literal question	617. Who decided about your trip/migration? Your mother		
Value	Label	Cases	Percentage
0	No	1028	91.6%

# q617_2: Decision mother			
Value	Label	Cases	Percentage
1	Yes	94	8.4%
Systemmiss		1308	
<i>Warning: these figures indicate the number of cases found in the data file. They cannot be interpreted as summary statistics of the population of interest.</i>			
# q617_3: Decision partner(s)			
Information	[Type= discrete] [Format=numeric] [Range= 0-1] [Missing=*]		
Statistics [NW/ W]	[Valid=1122 /-] [Invalid=1308 /-]		
Universe	If Ego has already stayed outside DR Congo		
Literal question	617. Who decided about your trip/migration? Your partner		
Value	Label	Cases	Percentage
0	No	910	81.1%
1	Yes	212	18.9%
Systemmiss		1308	
<i>Warning: these figures indicate the number of cases found in the data file. They cannot be interpreted as summary statistics of the population of interest.</i>			
# q617_4: Decision brother(s)			
Information	[Type= discrete] [Format=numeric] [Range= 0-1] [Missing=*]		
Statistics [NW/ W]	[Valid=1122 /-] [Invalid=1308 /-]		
Universe	If Ego has already stayed outside DR Congo		
Literal question	617. Who decided about your trip/migration? One or several brothers		
Value	Label	Cases	Percentage
0	No	1086	96.8%
1	Yes	36	3.2%
Systemmiss		1308	
<i>Warning: these figures indicate the number of cases found in the data file. They cannot be interpreted as summary statistics of the population of interest.</i>			
# q617_5: Decision sister(s)			
Information	[Type= discrete] [Format=numeric] [Range= 0-1] [Missing=*]		
Statistics [NW/ W]	[Valid=1122 /-] [Invalid=1308 /-]		
Universe	If Ego has already stayed outside DR Congo		
Literal question	617. Who decided about your trip/migration? One or several sisters		
Value	Label	Cases	Percentage
0	No	1093	97.4%
1	Yes	29	2.6%
Systemmiss		1308	
<i>Warning: these figures indicate the number of cases found in the data file. They cannot be interpreted as summary statistics of the population of interest.</i>			
# q617_6: Decision son(s)			
Information	[Type= discrete] [Format=numeric] [Range= 0-1] [Missing=*]		
Statistics [NW/ W]	[Valid=1122 /-] [Invalid=1308 /-]		
Universe	If Ego has already stayed outside DR Congo		
Literal question	617. Who decided about your trip/migration? One or several of your son(s)		

# q617_6: Decision son(s)			
Value	Label	Cases	Percentage
0	No	1104	98.4%
1	Yes	18	1.6%
Sysmiss		1308	
<i>Warning: these figures indicate the number of cases found in the data file. They cannot be interpreted as summary statistics of the population of interest.</i>			
# q617_7: Decision daughter(s)			
Information	[Type= discrete] [Format=numeric] [Range= 0-1] [Missing=*]		
Statistics [NW/ W]	[Valid=1122 /-] [Invalid=1308 /-]		
Universe	If Ego has already stayed outside DR Congo		
Literal question	617. Who decided about your trip/migration? One or several of your daughter(s)		
Value	Label	Cases	Percentage
0	No	1103	98.3%
1	Yes	19	1.7%
Sysmiss		1308	
<i>Warning: these figures indicate the number of cases found in the data file. They cannot be interpreted as summary statistics of the population of interest.</i>			
# q617_8: Decision another relative			
Information	[Type= discrete] [Format=numeric] [Range= 0-1] [Missing=*]		
Statistics [NW/ W]	[Valid=1122 /-] [Invalid=1308 /-]		
Universe	If Ego has already stayed outside DR Congo		
Literal question	617. Who decided about your trip/migration? Another relative		
Value	Label	Cases	Percentage
0	No	1046	93.2%
1	Yes	76	6.8%
Sysmiss		1308	
<i>Warning: these figures indicate the number of cases found in the data file. They cannot be interpreted as summary statistics of the population of interest.</i>			

# q617_9: Decision employer			
Information	[Type= discrete] [Format=numeric] [Range= 0-1] [Missing=*]		
Statistics [NW/ W]	[Valid=1122 /-] [Invalid=1308 /-]		
Universe	If Ego has already stayed outside DR Congo		
Literal question	617. Who decided about your trip/migration? Your employer		
Value	Label	Cases	Percentage
0	No	1067	95.1%
1	Yes	55	4.9%
Sysmiss		1308	
<i>Warning: these figures indicate the number of cases found in the data file. They cannot be interpreted as summary statistics of the population of interest.</i>			
# q617_10: Decision other			
Information	[Type= discrete] [Format=numeric] [Range= 0-1] [Missing=*]		
Statistics [NW/ W]	[Valid=1122 /-] [Invalid=1308 /-]		
Universe	If Ego has already stayed outside DR Congo		
Literal question	617. Who decided about your trip/migration? Other		
Value	Label	Cases	Percentage
0	No	1029	91.7%
1	Yes	93	8.3%
Sysmiss		1308	
<i>Warning: these figures indicate the number of cases found in the data file. They cannot be interpreted as summary statistics of the population of interest.</i>			
# q617_NR: Decision no answer			
Information	[Type= discrete] [Format=numeric] [Range= 0-1] [Missing=*]		
Statistics [NW/ W]	[Valid=1122 /-] [Invalid=1308 /-]		
Universe	If Ego has already stayed outside DR Congo		
Literal question	617. Who decided about your trip/migration? No answer		
Value	Label	Cases	Percentage
0	No	1117	99.6%
1	Yes	5	0.4%
Sysmiss		1308	
<i>Warning: these figures indicate the number of cases found in the data file. They cannot be interpreted as summary statistics of the population of interest.</i>			
# q617_a: Specify the decision by other relative			
Information	[Type= discrete] [Format=character] [Missing=*]		
Statistics [NW/ W]	[Valid=150 /-] [Invalid=0 /-]		
Universe	If Ego has already stayed outside DR Congo If q617_8 in 1		
Literal question	617. Who decided about your trip/migration? Another relative => Specify		
Value	Label	Cases	Percentage
AMI		4	2.7%
AUTORITES DE L ARMEE		1	0.7%
Amie		1	0.7%

q617_a: Specify the decision by other relative

Value	Label	Cases	Percentage
Association consid�rant qu'il �tait en danger		1	0.7%
BEAU FRERE		4	2.7%
BOURSE		1	0.7%
Beau fr�re		1	0.7%
C EST LA SOCIETE		1	0.7%
CONNAISSANC		1	0.7%
COUSIN		6	4.0%
COUSINE		7	4.7%
Congregation (tous les membres)		1	0.7%
Des amis belges		1	0.7%
Direction de l'orphelinat		1	0.7%
EMPLOYEUR DE MON PERE		1	0.7%
FORCES ARMEES CONGOLAISES		1	0.7%
Famille de m�re : oncle et tantes		1	0.7%
GOUVERNEMENT ZAIROIS		1	0.7%
GRAND P�RE		1	0.7%
Gens qui financ�rent son projet d'�crit politique		1	0.7%
Grand fr�re du mari		1	0.7%
HCR		1	0.7%
INSTITUTION BOURSIERE		2	1.3%
L ENTREPRISE QUI M EMPLOYAIT		1	0.7%
L ONG		1	0.7%
L'EGLISE		1	0.7%
LA SOCIETE		1	0.7%
LE MARI DE MA TANTE		1	0.7%
LE TRAVAIL DE MON MARI		1	0.7%
LES AMIS		2	1.3%
La situation politique les a forc� � fuir le Congo		1	0.7%

q617_a: Specify the decision by other relative

Value	Label	Cases	Percentage
Le rapport professionnel de l'inspecteur belge		1	0.7%
Les religieuses responsables de la communauté		1	0.7%
Les supérieures du couvent		5	3.3%
MA TANTE QUI RESTE A PARIS		1	0.7%
MES AMIS		1	0.7%
MON AMI		2	1.3%
MON EVEQUE		1	0.7%
Ma cousine		1	0.7%
Mes supérieurs		1	0.7%
NOS AMIS ANGOLAIS		1	0.7%
OBTENU UNE VOURSE DU GOVERNMENT		1	0.7%
ONCLE		7	4.7%
ONCLE MATERNEL		2	1.3%
ONCLE PATERNEL		1	0.7%
ONCLE PATERNEL, TANTE		1	0.7%
ONCLES		1	0.7%
ONG QUI M EMPLOYAIT		1	0.7%
Oncle maternel		1	0.7%
Organisme boursier		3	2.0%
RESPONSABLE DE L EGLISE		1	0.7%
Supérieures de la congrégation		3	2.0%
TANTE		3	2.0%
TANTE PATERNELLE		1	0.7%
Tante		1	0.7%
Tante (aide s/ le dossier)		1	0.7%
UDPS		3	2.0%
UDPS M A FAIT FUIR DU PAYS		1	0.7%

q617_a: Specify the decision by other relative

Value	Label	Cases	Percentage
UN ONCLE		2	1.3%
Un femme d'un colonel, la grande sœur de mon ami		1	0.7%
Un oncle qui a payé l'officier pour l'évasion		1	0.7%
ami		2	1.3%
ami du père		1	0.7%
ami et elle		1	0.7%
beau-père		1	0.7%
bienfaiteur plus oncle		1	0.7%
congrégation religieuse (supérieur religieux en RD)		1	0.7%
cousin		1	0.7%
cousine		1	0.7%
employeur du mari		3	2.0%
employeur du mari (fonctionnaire ambassade belge)		1	0.7%
employeur mari		3	2.0%
gouvernement congolais		1	0.7%
l'organisme financier		1	0.7%
le docteur		1	0.7%
le gouvernement congolais		1	0.7%
le promoteur de la thèse		2	1.3%
ma congrégation		1	0.7%
membres de la famille élargie (oncles mat. Pat.)		1	0.7%
oncle		4	2.7%
oncles		2	1.3%
organisation boursière		1	0.7%
organisme boursier		7	4.7%
situation Politique		1	0.7%
situation politique		1	0.7%

q617_a: Specify the decision by other relative

Value	Label	Cases	Percentage
son ami Henry		1	0.7%
supérieur du diocèse		1	0.7%
supérieure générale de notre congrégation		1	0.7%
supérieurs		1	0.7%
supérieurs ecclésiastiques en Allemagne		1	0.7%
tante		1	0.7%
tante Sidney		1	0.7%
tante+oncle		1	0.7%
toute la famille mais ne sait pas qui exactement		1	0.7%

Warning: these figures indicate the number of cases found in the data file. They cannot be interpreted as summary statistics of the population of interest.

q618: Decision: Are they people who lived outside DR Congo and whom we talked about before?

Information	[Type= discrete] [Format=numeric] [Range= 0-2147483624] [Missing=*]
Statistics [NW/ W]	[Valid=603 /-] [Invalid=1827 /-]
Universe	If Ego has already stayed outside DR Congo If q617 not in 0 If Ego has one or more members of his family or personal network outside DR Congo
Literal question	618. Are the people you just mentioned, people who lived outside DR Congo and whom we talked about before?
Interviewer's instructions	If yes, write down the Migrant Code given in the AGEVEN Column 4

Value	Label	Cases	Percentage
0	No	209	34.7%
1	Yes	394	65.3%
Sysmiss		1827	

Warning: these figures indicate the number of cases found in the data file. They cannot be interpreted as summary statistics of the population of interest.

q618_a: Decision: Migrant code 1

Information	[Type= discrete] [Format=numeric] [Range= 1-14] [Missing=*]
Statistics [NW/ W]	[Valid=391 /-] [Invalid=2039 /-]
Universe	If Ego has already stayed outside DR Congo If q617 not in 0 If Ego has one or more members of his family or personal network outside DR Congo If q618 in 1
Literal question	618. Are the people you just mentioned, people who lived outside DR Congo and whom we talked about before? Migrant code 1
Interviewer's instructions	If yes, write down the Migrant Code given in the AGEVEN Column 4

Value	Label	Cases	Percentage
1		201	51.4%
2		60	15.3%
3		24	6.1%
4		18	4.6%
5		18	4.6%

q618_a: Decision: Migrant code 1

Value	Label	Cases	Percentage
6		23	5.9%
7		14	3.6%
8		9	2.3%
9		2	0.5%
10		6	1.5%
11		6	1.5%
12		6	1.5%
13		3	0.8%
15		1	0.3%
Sysmiss		2039	

Warning: these figures indicate the number of cases found in the data file. They cannot be interpreted as summary statistics of the population of interest.

q618_b: Decision: Migrant code 2

Information	[Type= discrete] [Format=numeric] [Range= 1-11] [Missing=*]
Statistics [NW/ W]	[Valid=67 /-] [Invalid=2363 /-]
Universe	If Ego has already stayed outside DR Congo If q617 not in 0 If Ego has one or more members of his family or personal network outside DR Congo If q618 in 1
Literal question	618. Are the people you just mentioned, people who lived outside DR Congo and whom we talked about before? Migrant code 2
Interviewer's instructions	If yes, write down the Migrant Code given in the AGEVEN Column 4

Value	Label	Cases	Percentage
1		2	3.0%
2		37	55.2%
3		11	16.4%
4		2	3.0%
5		7	10.4%
6		2	3.0%
7		2	3.0%
8		2	3.0%
10		1	1.5%
13		1	1.5%
Sysmiss		2363	

Warning: these figures indicate the number of cases found in the data file. They cannot be interpreted as summary statistics of the population of interest.

q618_c: Decision: Migrant code 3

Information	[Type= discrete] [Format=numeric] [Range= 1-5] [Missing=*]
Statistics [NW/ W]	[Valid=16 /-] [Invalid=2414 /-]
Universe	If Ego has already stayed outside DR Congo If q617 not in 0 If Ego has one or more members of his family or personal network outside DR Congo If q618 in 1
Literal question	618. Are the people you just mentioned, people who lived outside DR Congo and whom we talked about before? Migrant code 3
Interviewer's instructions	If yes, write down the Migrant Code given in the AGEVEN Column 4

q618_c: Decision: Migrant code 3

Value	Label	Cases	Percentage
1		1	6.2%
3		6	37.5%
4		3	18.8%
6		3	18.8%
8		2	12.5%
14		1	6.2%
Sysmiss		2414	

Warning: these figures indicate the number of cases found in the data file. They cannot be interpreted as summary statistics of the population of interest.

q618_d: Decision: Migrant code 4

Information	[Type= discrete] [Format=numeric] [Range= 1-4] [Missing=*]
Statistics [NW/ W]	[Valid=8 /-] [Invalid=2422 /-]
Universe	If Ego has already stayed outside DR Congo If q617 not in 0 If Ego has one or more members of his family or personal network outside DR Congo If q618 in 1
Literal question	618. Are the people you just mentioned, people who lived outside DR Congo and whom we talked about before? Migrant code 4
Interviewer's instructions	If yes, write down the Migrant Code given in the AGEVEN Column 4

Value	Label	Cases	Percentage
2		1	12.5%
4		2	25.0%
5		2	25.0%
7		3	37.5%
Sysmiss		2422	

Warning: these figures indicate the number of cases found in the data file. They cannot be interpreted as summary statistics of the population of interest.

q619: Who contributed to finance your migration

Information	[Type= discrete] [Format=character] [Missing=*.b/.c]
Statistics [NW/ W]	[Valid=1089 /-] [Invalid=17 /-]
Definition	Family members: answers 1 to 8 Other persons: answers 9 to 12
Universe	If Ego has already stayed outside DR Congo
Literal question	619. And who contributed to finance your migration? Multiple answers
Post-question	If q619 only in 0 => 621 FILTER : If Ego has one or more members of his family or personal network outside DR Congo => 620 OTHERWISE => 621
Interviewer's instructions	Multiple answers possible Read:

Value	Label	Cases	Percentage
0		130	11.9%
0 03		4	0.4%
0 1		1	0.1%
0 3		8	0.7%
0 4		2	0.2%

q619: Who contributed to finance your migration

Value	Label	Cases	Percentage
0 5		4	0.4%
0 8		1	0.1%
0 9		1	0.1%
00		255	23.4%
00 02		1	0.1%
00 03		1	0.1%
00 03		1	0.1%
00 05		1	0.1%
00 01		7	0.6%
00 01 02 08		1	0.1%
00 02		4	0.4%
00 02 01 08		1	0.1%
00 03		23	2.1%
00 04		8	0.7%
00 04 05		3	0.3%
00 04 10		1	0.1%
00 05		4	0.4%
00 06 07		5	0.5%
00 08		2	0.2%
00 09		4	0.4%
00 10		5	0.5%
01		69	6.3%
01 02		1	0.1%
01 05		1	0.1%
01 10		1	0.1%
01 00		1	0.1%
01 02		35	3.2%
01 02 04		1	0.1%
01 02 08		1	0.1%
01 02 08 04 05		1	0.1%
01 02 12		1	0.1%
01 03		1	0.1%
01 04		2	0.2%
01 04 05		1	0.1%
01 05		1	0.1%
01 05 08		1	0.1%
01 06		1	0.1%
01 08		4	0.4%
01 09		1	0.1%
01 12		1	0.1%
02		19	1.7%
02 00		1	0.1%
02 03		1	0.1%
02 03 00		1	0.1%
02 8		1	0.1%

q619: Who contributed to finance your migration

Value	Label	Cases	Percentage
03		80	7.3%
03 00		4	0.4%
03 01		2	0.2%
03 04		1	0.1%
03 04 05		2	0.2%
03 05		1	0.1%
03 10		2	0.2%
03 12		1	0.1%
04		14	1.3%
04 05 08		1	0.1%
04 10		1	0.1%
05		14	1.3%
05 01		2	0.2%
05 04		1	0.1%
05 08		1	0.1%
06		6	0.6%
06 05		1	0.1%
06 07		6	0.6%
07		7	0.6%
08		26	2.4%
08 03		1	0.1%
08 10		1	0.1%
09		72	6.6%
1		28	2.6%
1 2		6	0.6%
1 2 8		3	0.3%
1 2 8 10		1	0.1%
1 3 2		1	0.1%
10		18	1.7%
10 0		1	0.1%
10 00		1	0.1%
11		13	1.2%
11 12		2	0.2%
12		22	2.0%
12 00		1	0.1%
2		5	0.5%
3		28	2.6%
4		6	0.6%
5		7	0.6%
5 0		1	0.1%
6		2	0.2%
7		1	0.1%
8		21	1.9%
8 12		1	0.1%
8 2		4	0.4%

# q619: Who contributed to finance your migration			
Value	Label	Cases	Percentage
8 7		1	0.1%
9		40	3.7%
ONCLE		1	0.1%
Un ami de la famille eveque(elle ne le connait pas		1	0.1%
.b		16	
.c		1	
<i>Warning: these figures indicate the number of cases found in the data file. They cannot be interpreted as summary statistics of the population of interest.</i>			
# q619_0: Finance alone			
Information	[Type= discrete] [Format=numeric] [Range= 0-1] [Missing=*]		
Statistics [NW/ W]	[Valid=1106 /-] [Invalid=1324 /-]		
Universe	If Ego has already stayed outside DR Congo		
Literal question	619. And who contributed to finance your migration? Yourself		
Value	Label	Cases	Percentage
0	No	618	55.9%
1	Yes	488	44.1%
Sysmiss		1324	
<i>Warning: these figures indicate the number of cases found in the data file. They cannot be interpreted as summary statistics of the population of interest.</i>			
# q619_1: Finance from father			
Information	[Type= discrete] [Format=numeric] [Range= 0-1] [Missing=*]		
Statistics [NW/ W]	[Valid=1106 /-] [Invalid=1324 /-]		
Universe	If Ego has already stayed outside DR Congo		
Literal question	619. And who contributed to finance your migration? Your father		
Value	Label	Cases	Percentage
0	No	928	83.9%
1	Yes	178	16.1%
Sysmiss		1324	
<i>Warning: these figures indicate the number of cases found in the data file. They cannot be interpreted as summary statistics of the population of interest.</i>			
# q619_2: Finance from mother			
Information	[Type= discrete] [Format=numeric] [Range= 0-1] [Missing=*]		
Statistics [NW/ W]	[Valid=1106 /-] [Invalid=1324 /-]		
Universe	If Ego has already stayed outside DR Congo		
Literal question	619. And who contributed to finance your migration? Your mother		
Value	Label	Cases	Percentage
0	No	1016	91.9%
1	Yes	90	8.1%
Sysmiss		1324	
<i>Warning: these figures indicate the number of cases found in the data file. They cannot be interpreted as summary statistics of the population of interest.</i>			

# q619_3: Finance from partner(s)			
Information	[Type= discrete] [Format=numeric] [Range= 0-1] [Missing=*]		
Statistics [NW/ W]	[Valid=1106 /-] [Invalid=1324 /-]		
Universe	If Ego has already stayed outside DR Congo		
Literal question	619. And who contributed to finance your migration? Your partner		
Value	Label	Cases	Percentage
0	No	943	85.3%
1	Yes	163	14.7%
Sysmiss		1324	
<i>Warning: these figures indicate the number of cases found in the data file. They cannot be interpreted as summary statistics of the population of interest.</i>			
# q619_4: Finance from brother(s)			
Information	[Type= discrete] [Format=numeric] [Range= 0-1] [Missing=*]		
Statistics [NW/ W]	[Valid=1106 /-] [Invalid=1324 /-]		
Universe	If Ego has already stayed outside DR Congo		
Literal question	619. And who contributed to finance your migration? One or several brothers		
Value	Label	Cases	Percentage
0	No	1061	95.9%
1	Yes	45	4.1%
Sysmiss		1324	
<i>Warning: these figures indicate the number of cases found in the data file. They cannot be interpreted as summary statistics of the population of interest.</i>			
# q619_5: Finance from sister(s)			
Information	[Type= discrete] [Format=numeric] [Range= 0-1] [Missing=*]		
Statistics [NW/ W]	[Valid=1106 /-] [Invalid=1324 /-]		
Universe	If Ego has already stayed outside DR Congo		
Literal question	619. And who contributed to finance your migration? One or several sisters		
Value	Label	Cases	Percentage
0	No	1058	95.7%
1	Yes	48	4.3%
Sysmiss		1324	
<i>Warning: these figures indicate the number of cases found in the data file. They cannot be interpreted as summary statistics of the population of interest.</i>			
# q619_6: Finance from son(s)			
Information	[Type= discrete] [Format=numeric] [Range= 0-1] [Missing=*]		
Statistics [NW/ W]	[Valid=1106 /-] [Invalid=1324 /-]		
Universe	If Ego has already stayed outside DR Congo		
Literal question	619. And who contributed to finance your migration? One or several of your son(s)		
Value	Label	Cases	Percentage
0	No	1085	98.1%
1	Yes	21	1.9%
Sysmiss		1324	
<i>Warning: these figures indicate the number of cases found in the data file. They cannot be interpreted as summary statistics of the population of interest.</i>			

# q619_7: Finance from daughter(s)			
Information	[Type= discrete] [Format=numeric] [Range= 0-1] [Missing=*]		
Statistics [NW/ W]	[Valid=1106 /-] [Invalid=1324 /-]		
Universe	If Ego has already stayed outside DR Congo		
Literal question	619. And who contributed to finance your migration? One or several of your daughter(s)		
Value	Label	Cases	Percentage
0	No	1086	98.2%
1	Yes	20	1.8%
Sysmiss		1324	
<i>Warning: these figures indicate the number of cases found in the data file. They cannot be interpreted as summary statistics of the population of interest.</i>			
# q619_8: Finance from another relative			
Information	[Type= discrete] [Format=numeric] [Range= 0-1] [Missing=*]		
Statistics [NW/ W]	[Valid=1106 /-] [Invalid=1324 /-]		
Universe	If Ego has already stayed outside DR Congo		
Literal question	619. And who contributed to finance your migration? Another relative		
Value	Label	Cases	Percentage
0	No	1031	93.2%
1	Yes	75	6.8%
Sysmiss		1324	
<i>Warning: these figures indicate the number of cases found in the data file. They cannot be interpreted as summary statistics of the population of interest.</i>			
# q619_9: Finance from employer/school/university			
Information	[Type= discrete] [Format=numeric] [Range= 0-1] [Missing=*]		
Statistics [NW/ W]	[Valid=1106 /-] [Invalid=1324 /-]		
Universe	If Ego has already stayed outside DR Congo		
Literal question	619. And who contributed to finance your migration? Your employer, school, university, a funding body		
Value	Label	Cases	Percentage
0	No	988	89.3%
1	Yes	118	10.7%
Sysmiss		1324	
<i>Warning: these figures indicate the number of cases found in the data file. They cannot be interpreted as summary statistics of the population of interest.</i>			
# q619_10: Finance from friend(s)			
Information	[Type= discrete] [Format=numeric] [Range= 0-1] [Missing=*]		
Statistics [NW/ W]	[Valid=1106 /-] [Invalid=1324 /-]		
Universe	If Ego has already stayed outside DR Congo		
Literal question	619. And who contributed to finance your migration? A friend		
Value	Label	Cases	Percentage
0	No	1074	97.1%
1	Yes	32	2.9%
Sysmiss		1324	
<i>Warning: these figures indicate the number of cases found in the data file. They cannot be interpreted as summary statistics of the population of interest.</i>			

# q619_11: Finance from a church			
Information	[Type= discrete] [Format=numeric] [Range= 0-1] [Missing=*]		
Statistics [NW/ W]	[Valid=1106 /-] [Invalid=1324 /-]		
Universe	If Ego has already stayed outside DR Congo		
Literal question	619. And who contributed to finance your migration? A church		
Value	Label	Cases	Percentage
0	No	1090	98.6%
1	Yes	16	1.4%
Sysmiss		1324	
<i>Warning: these figures indicate the number of cases found in the data file. They cannot be interpreted as summary statistics of the population of interest.</i>			
# q619_12: Finance from somebody else			
Information	[Type= discrete] [Format=numeric] [Range= 0-1] [Missing=*]		
Statistics [NW/ W]	[Valid=1106 /-] [Invalid=1324 /-]		
Universe	If Ego has already stayed outside DR Congo		
Literal question	619. And who contributed to finance your migration? Somebody else		
Value	Label	Cases	Percentage
0	No	1077	97.4%
1	Yes	29	2.6%
Sysmiss		1324	
<i>Warning: these figures indicate the number of cases found in the data file. They cannot be interpreted as summary statistics of the population of interest.</i>			
# q619_NR: Finance from no answer			
Information	[Type= discrete] [Format=numeric] [Range= 0-0] [Missing=*]		
Statistics [NW/ W]	[Valid=1106 /-] [Invalid=1324 /-]		
Universe	If Ego has already stayed outside DR Congo		
Literal question	619. And who contributed to finance your migration? No answer		
Value	Label	Cases	Percentage
0	No	1106	100.0%
1	Yes	0	
Sysmiss		1324	
<i>Warning: these figures indicate the number of cases found in the data file. They cannot be interpreted as summary statistics of the population of interest.</i>			
# q619_a: Specify the finance from other relative			
Information	[Type= discrete] [Format=character] [Missing=*]		
Statistics [NW/ W]	[Valid=34 /-] [Invalid=0 /-]		
Universe	If Ego has already stayed outside DR Congo If q619_8 in 1		
Literal question	619. And who contributed to finance your migration? Another relative => Specify		
Value	Label	Cases	Percentage
Beau-fils		1	2.9%
Beau-pere		1	2.9%
COUSINE		1	2.9%
Ma cousine		1	2.9%

q619_a: Specify the finance from other relative

Value	Label	Cases	Percentage
ONCLE PAR LE TRUCHEMENT DES AMBASSADEUF		2	5.9%
Oncle		3	8.8%
Oncles, tantes		1	2.9%
PÃˆRE NOURRICIER		1	2.9%
Tante		1	2.9%
UN ONCLE		1	2.9%
beau pere		2	5.9%
cousin		2	5.9%
cousin et tante		1	2.9%
membres famille elargie (oncles mat. Pat.)		1	2.9%
mon oncle		1	2.9%
oncle		7	20.6%
oncle maternel		1	2.9%
oncle pour donner 1 petit rien		1	2.9%
oncle riche		1	2.9%
oncles		1	2.9%
oncles tantes		1	2.9%
tante		1	2.9%
tante+oncle		1	2.9%

Warning: these figures indicate the number of cases found in the data file. They cannot be interpreted as summary statistics of the population of interest.

q619_b: Specify the finance from somebody else

Information	[Type= discrete] [Format=character] [Missing=*/.a]
Statistics [NW/ W]	[Valid=49 /-] [Invalid=1 /-]
Universe	If Ego has already stayed outside DR Congo If q619_12 in 1
Literal question	619. And who contributed to finance your migration? Somebody else => Specify

Value	Label	Cases	Percentage
AMI DE FAMILLE		1	2.0%
Association qui l'envoie		1	2.0%
BEAU FRERE		2	4.1%
Belle-famille		1	2.0%
COUSINE		2	4.1%
Congregation ou couvent des sÅ“urs		2	4.1%
Congregation religieuse		1	2.0%

q619_b: Specify the finance from somebody else

Value	Label	Cases	Percentage
EMPLOYEUR		1	2.0%
Employeur du mari		1	2.0%
Etat belge		1	2.0%
HCR		1	2.0%
LA FAMILLE DE MON MARI		1	2.0%
LA FAMILLE QUI DEVAIT NOUS RECEVOIR		1	2.0%
LA SOCIETE		1	2.0%
LE TRAVAIL DE MON MARI LE MINISTERE DE AFFAIRE ETR		1	2.0%
La congregation		1	2.0%
MON ONCLE		1	2.0%
MR KANSEBU CONSIDERE COMME BIEN FAITEUR		1	2.0%
ONCLE		2	4.1%
ONCLE MATERNEL		3	6.1%
ONCLE PATERNEL		1	2.0%
ONCLES PATERNELS ET MATERNELS		1	2.0%
TANTE		1	2.0%
UDPS A FINANCE MON VOYAGE		1	2.0%
UN PRETRE CATHOLIQUE AMI A MON MARI		1	2.0%
Un organisme qui aide les etrangers en difficulte		1	2.0%
ami du grand frere		1	2.0%
ancien conjoint		1	2.0%
autres membres mais il ne sait pas preciser		1	2.0%
bourse du gouvernement		1	2.0%
congregation religieuse		1	2.0%

# q619_b: Specify the finance from somebody else			
Value	Label	Cases	Percentage
departement ministre education via corruption		1	2.0%
direction		1	2.0%
employeur du mari		1	2.0%
gouvernement congolais		1	2.0%
gvt congolais		1	2.0%
l'armee		1	2.0%
l'universite		1	2.0%
la congregation religieuse		1	2.0%
la femme de mon ami		1	2.0%
lui et sa famille completait		1	2.0%
passeur		1	2.0%
refuse de donner des details		1	2.0%
.a		1	
<i>Warning: these figures indicate the number of cases found in the data file. They cannot be interpreted as summary statistics of the population of interest.</i>			
# q620: Finance: Are they people who lived outside DR Congo and whom we talked about before?			
Information	[Type= discrete] [Format=numeric] [Range= 0-1] [Missing=*]		
Statistics [NW/ W]	[Valid=659 /-] [Invalid=1771 /-]		
Universe	If Ego has already stayed outside DR Congo If q619 not in 0 If Ego has one or more members of his family or personal network outside DR Congo		
Literal question	620. Are the people you just mentioned people who lived outside DR Congo and whom we talked about before?		
Interviewer's instructions	If yes, write down the Migrant Code given in AGEVEN Column 4		
Value	Label	Cases	Percentage
0	No	279	42.3%
1	Yes	380	57.7%
Sysmiss		1771	
<i>Warning: these figures indicate the number of cases found in the data file. They cannot be interpreted as summary statistics of the population of interest.</i>			
# q620_a: Finance: Migrant code 1			
Information	[Type= discrete] [Format=numeric] [Range= 1-14] [Missing=*]		
Statistics [NW/ W]	[Valid=377 /-] [Invalid=2053 /-]		
Universe	If Ego has already stayed outside DR Congo If q619 not in 0 If Ego has one or more members of his family or personal network outside DR Congo If q620 in 1		
Literal question	620. Are the people you just mentioned people who lived outside DR Congo and whom we talked about before? Migrant code 1		
Interviewer's instructions	If yes, write down the Migrant Code given in AGEVEN Column 4		
Value	Label	Cases	Percentage
1		196	52.0%

q620_a: Finance: Migrant code 1

Value	Label	Cases	Percentage
2		52	13.8%
3		29	7.7%
4		19	5.0%
5		16	4.2%
6		21	5.6%
7		10	2.7%
8		11	2.9%
9		1	0.3%
10		7	1.9%
11		6	1.6%
12		5	1.3%
13		3	0.8%
15		1	0.3%
Sysmiss		2053	

Warning: these figures indicate the number of cases found in the data file. They cannot be interpreted as summary statistics of the population of interest.

q620_b: Finance: Migrant code 2

Information	[Type= discrete] [Format=numeric] [Range= 1-8] [Missing=*]
Statistics [NW/ W]	[Valid=56 /-] [Invalid=2374 /-]
Universe	If Ego has already stayed outside DR Congo If q619 not in 0 If Ego has one or more members of his family or personal network outside DR Congo If q620 in 1
Literal question	620. Are the people you just mentioned people who lived outside DR Congo and whom we talked about before? Migrant code 2
Interviewer's instructions	If yes, write down the Migrant Code given in AGEVEN Column 4

Value	Label	Cases	Percentage
1		1	1.8%
2		24	42.9%
3		15	26.8%
4		3	5.4%
5		7	12.5%
6		2	3.6%
7		2	3.6%
8		1	1.8%
11		1	1.8%
Sysmiss		2374	

Warning: these figures indicate the number of cases found in the data file. They cannot be interpreted as summary statistics of the population of interest.

q620_c: Finance: Migrant code 3

Information	[Type= discrete] [Format=numeric] [Range= 1-3] [Missing=*]
Statistics [NW/ W]	[Valid=10 /-] [Invalid=2420 /-]
Universe	If Ego has already stayed outside DR Congo If q619 not in 0 If Ego has one or more members of his family or personal network outside DR Congo If q620 in 1
Literal question	620. Are the people you just mentioned people who lived outside DR Congo and whom we talked about before? Migrant code 3

q620_c: Finance: Migrant code 3**Interviewer's instructions** If yes, write down the Migrant Code given in AGEVEN Column 4

Value	Label	Cases	Percentage
1		1	10.0%
3		2	20.0%
4		3	30.0%
6		2	20.0%
8		2	20.0%
Sysmiss		2420	

*Warning: these figures indicate the number of cases found in the data file. They cannot be interpreted as summary statistics of the population of interest.***# q620_d: Finance: Migrant code 4****Information** [Type= discrete] [Format=numeric] [Range= 1-1] [Missing=*]**Statistics [NW/ W]** [Valid=5 /-] [Invalid=2425 /-]**Universe**
If Ego has already stayed outside DR Congo
If q619 not in 0
If Ego has one or more members of his family or personal network outside DR Congo
If q620 in 1**Literal question** 620. Are the people you just mentioned people who lived outside DR Congo and whom we talked about before?
Migrant code 4**Interviewer's instructions** If yes, write down the Migrant Code given in AGEVEN Column 4

Value	Label	Cases	Percentage
2		1	20.0%
5		2	40.0%
7		2	40.0%
Sysmiss		2425	

*Warning: these figures indicate the number of cases found in the data file. They cannot be interpreted as summary statistics of the population of interest.***# q621: Able to speak the official language****Information** [Type= discrete] [Format=numeric] [Range= 1-3] [Missing=*]**Statistics [NW/ W]** [Valid=1091 /-] [Invalid=1339 /-]**Universe** If Ego has already stayed outside DR Congo**Literal question** 621. When you arrived in "country of stay", would you say that you were able to speak the official language...**Post-question** FILTER: If it is a SHORT STAY, of less than a year (606 = 1 or 2) => Go to next column
Otherwise => 622

Value	Label	Cases	Percentage
1	Without any difficulty	574	52.6%
2	With some difficulty	271	24.8%
3	Not at all	246	22.5%
Sysmiss		1339	

*Warning: these figures indicate the number of cases found in the data file. They cannot be interpreted as summary statistics of the population of interest.***# q622: Language course****Information** [Type= discrete] [Format=numeric] [Range= 0-1] [Missing=*]**Statistics [NW/ W]** [Valid=1001 /-] [Invalid=1429 /-]**Universe** If Ego has already stayed outside DR Congo
If it is NOT a SHORT STAY, of less than a year**Literal question** 622. Did you follow any language course to improve your proficiency of the official language during your stay in this country?

# q622: Language course			
Post-question	FILTER: If Ego has no child => 624 Otherwise => 623		
Value	Label	Cases	Percentage
0	No	765	76.4%
1	Yes	236	23.6%
Sysmiss		1429	
<i>Warning: these figures indicate the number of cases found in the data file. They cannot be interpreted as summary statistics of the population of interest.</i>			
# q623: Did any of your children receive state education			
Information	[Type= discrete] [Format=numeric] [Range= 0-1] [Missing=*]		
Statistics [NW/ W]	[Valid=704 /-] [Invalid=1726 /-]		
Universe	If Ego has already stayed outside DR Congo If it is NOT a SHORT STAY, of less than a year If Ego has at least one child		
Literal question	623. Did any of your children receive state/public education during your stay in "country of stay"?		
Value	Label	Cases	Percentage
0	No	357	50.7%
1	Yes	347	49.3%
Sysmiss		1726	
<i>Warning: these figures indicate the number of cases found in the data file. They cannot be interpreted as summary statistics of the population of interest.</i>			
# q624: Did you or a member of your family receive subsidized health care			
Information	[Type= discrete] [Format=numeric] [Range= 0-1] [Missing=*]		
Statistics [NW/ W]	[Valid=998 /-] [Invalid=1432 /-]		
Universe	If Ego has already stayed outside DR Congo If it is NOT a SHORT STAY, of less than a year		
Literal question	624. Did you or a member of your family receive subsidized health care?		
Value	Label	Cases	Percentage
0	No	446	44.7%
1	Yes	552	55.3%
Sysmiss		1432	
<i>Warning: these figures indicate the number of cases found in the data file. They cannot be interpreted as summary statistics of the population of interest.</i>			
# q625: Monetary or in-kind donations to help the inhabitants			
Information	[Type= discrete] [Format=numeric] [Range= 0-1] [Missing=*]		
Statistics [NW/ W]	[Valid=1001 /-] [Invalid=1429 /-]		
Universe	If Ego has already stayed outside DR Congo If it is NOT a SHORT STAY, of less than a year		
Literal question	625. While you lived in "country of stay", did you make any monetary or in-kind donations to help the inhabitants of one or several villages / towns in DR Congo, e.g. to build facilities or to help buying medicines or seeds...?		
Post-question	If q625 in 0 => Go to next stay		
Value	Label	Cases	Percentage
0	No	942	94.1%
1	Yes	59	5.9%
Sysmiss		1429	
<i>Warning: these figures indicate the number of cases found in the data file. They cannot be interpreted as summary statistics of the population of interest.</i>			

# q626_1: Village/town 1			
Information	[Type= discrete] [Format=character] [Missing=*/c]		
Statistics [NW/ W]	[Valid=52 /-] [Invalid=1 /-]		
Universe	If Ego has already stayed outside DR Congo If it is NOT a SHORT STAY, of less than a year If q625 in 1		
Literal question	626. For which villages / towns did you make the donations? Please indicate if there are several. Village/town 1		
Interviewer's instructions	Note response in plain text and in CAPITAL letters		
Value	Label	Cases	Percentage
BOKORO		1	1.9%
Bukavu		1	1.9%
Dekese		1	1.9%
GOMA		2	3.8%
Gbadolite		1	1.9%
Goma		4	7.7%
Inkisi		1	1.9%
KALAMU, YOLO		1	1.9%
KINSHASA		3	5.8%
Kenge II		1	1.9%
Kikwit		2	3.8%
Kinshasa		7	13.5%
Kinshasa - Ndjili		1	1.9%
Kitenge		1	1.9%
Kitsumbaro		1	1.9%
Kivu		1	1.9%
Kivu (region)		1	1.9%
Lemba		1	1.9%
Likasi		1	1.9%
Limete		1	1.9%
Lomela		1	1.9%
Lubumbashi		1	1.9%
MASINA		1	1.9%
MATADI		1	1.9%
Maniene		1	1.9%
Masina		1	1.9%
Matadi		1	1.9%
Matete		1	1.9%
NKAMBA		3	5.8%
Ndwiw		1	1.9%
Niolo		1	1.9%
Nyirangongo		1	1.9%
Popokabaka		1	1.9%
Region Kinshasa		1	1.9%
Tshela		1	1.9%
YOLO		1	1.9%

# q626_1: Village/town 1			
Value	Label	Cases	Percentage
kolwezi		1	1.9%
.c		1	
<i>Warning: these figures indicate the number of cases found in the data file. They cannot be interpreted as summary statistics of the population of interest.</i>			
# q626_2: Village/town 2			
Information	[Type= discrete] [Format=character] [Missing=*/.c]		
Statistics [NW/ W]	[Valid=7 /-] [Invalid=1 /-]		
Universe	If Ego has already stayed outside DR Congo If it is NOT a SHORT STAY, of less than a year If q625 in 1		
Literal question	626. For which villages / towns did you make the donations? Please indicate if there are several. Village/town 2		
Interviewer's instructions	Note response in plain text and in CAPITAL letters		
Value	Label	Cases	Percentage
Bandundu		1	14.3%
Goma		1	14.3%
Kayina		1	14.3%
Kinshasa		1	14.3%
Luozi		1	14.3%
Lusambo		1	14.3%
NDJILI		1	14.3%
.c		1	
<i>Warning: these figures indicate the number of cases found in the data file. They cannot be interpreted as summary statistics of the population of interest.</i>			
# q626_3: Village/town 3			
Information	[Type= discrete] [Format=character] [Missing=*]		
Statistics [NW/ W]	[Valid=1 /-] [Invalid=0 /-]		
Universe	If Ego has already stayed outside DR Congo If it is NOT a SHORT STAY, of less than a year If q625 in 1		
Literal question	626. For which villages / towns did you make the donations? Please indicate if there are several. Village/town 3		
Interviewer's instructions	Note response in plain text and in CAPITAL letters		
Value	Label	Cases	Percentage
Butembo		1	100.0%
<i>Warning: these figures indicate the number of cases found in the data file. They cannot be interpreted as summary statistics of the population of interest.</i>			
# q627_1: District of these villages/towns 1			
Information	[Type= discrete] [Format=numeric] [Range= 101-2147483624] [Missing=*]		
Statistics [NW/ W]	[Valid=54 /-] [Invalid=2376 /-]		
Universe	If Ego has already stayed outside DR Congo If it is NOT a SHORT STAY, of less than a year If q625 in 1		
Literal question	627. In which district are these villages/towns located? District 1		
Interviewer's instructions	See Codes of districts		

q627_1: District of these villages/towns 1

Value	Label	Cases	Percentage
11	BANDALUNGWA	0	
12	BARUMBU	0	
13	BUMBU	0	
14	GOMBE	0	
15	KALAMU	0	
16	KASA-VUBU	0	
17	KIMBANSEKE	0	
18	KINSENSO	2	3.7%
19	KINSHASA	1	1.9%
21	VILLE DE MATADI	0	
22	VILLE DE BOMA	0	
23	MOANDA	0	
24	LUKULA	0	
25	SEKE-BANZA	0	
26	TSHELA	0	
27	LUOZI	0	
28	MBANZA-NGUNGU	1	1.9%
29	SONGOLOLO	0	
31	VILLE DE BANDUNDU	0	
32	VILLE DE KIKWIT	0	
33	FESHI	0	
34	KAHEMBA	0	
35	KASONGO-LUNDA	0	
36	KENGE	0	
37	POPOKABAKA	0	
38	BAGATA	0	
39	BULUNGU	0	
41	VILLE DE MBANDAKA	0	
42	VILLE DE GBADOLITE	0	
43	VILLE DE SONGO	0	
44	BASANKUSU	0	
45	BIKORO	0	
46	BOLOMBA	0	
47	BOMONGO	0	
48	INGENDE	0	
49	LUKOLELA	0	
51	VILLE DE KISANGANI	0	
52	AKETI	0	
53	ANGO	0	
54	BAMBESA	0	
55	BONDO	0	
56	PUTA	0	
57	POKO	0	
58	DUNGO	0	
59	FARADJE	0	

q627_1: District of these villages/towns 1

Value	Label	Cases	Percentage
61	VILLE DE GOMA	1	1.9%
62	VILLE DE BENI 1	0	
63	VILLE DE BUTEMBO	0	
64	VILLE DE BENI 2	0	
65	LUBERO	0	
66	MASISI	0	
67	NYIRANCONGO	0	
68	RUTSHURU	0	
69	WALIKALE	0	
71	VILLE DE BUKAVU	0	
72	FIZI	0	
73	IDJWI	0	
74	KABARE	0	
75	KALEHE	0	
76	MWENGA	0	
77	SHABUNDA	0	
78	UVIRA	0	
79	WALUNGU	0	
81	VILLE DE KINDU	0	
82	KABAMBARE	0	
83	KASONGO	0	
84	KIBOMBO	0	
85	LUBUTU	0	
86	PANGI	0	
87	PUNIA	0	
91	VILLE DE LUBUMBASHI	0	
92	VILLE DE LIKASI	0	
93	VILLE DE KOLWEZI	0	
94	LUBUDI	0	
95	MUTSHATSHA	0	
96	KAMBOVE	0	
97	KASENGA	0	
98	KIPUSHI	0	
99	MITWABA	0	
101	BANDALUNGWA	2	3.7%
102	BARUMBU	0	
103	BUMBU	0	
104	GOMBE	0	
105	KALAMU	2	3.7%
106	KASA-VUBU	0	
107	KIMBANSEKE	0	
108	KINSENSO	0	
109	KINSHASA	6	11.1%
110	KINTAMBO	0	
111	LEMBA	1	1.9%

q627_1: District of these villages/towns 1

Value	Label	Cases	Percentage
112	LIMETE	2	3.7%
113	LINGWALA	0	
114	MALUKU	0	
115	MAKALA	0	
116	MASINA	2	3.7%
117	MATETE	1	1.9%
118	MONT-NGAFULA	1	1.9%
119	NDJILI	1	1.9%
120	NGABA	0	
121	NGALIEMA	0	
122	NGIRI-NGIRI	0	
123	N'SELE	0	
124	SELEMBAO	0	
201	VILLE DE MATADI	1	1.9%
202	VILLE DE BOMA	1	1.9%
203	MOANDA	0	
204	LUKULA	0	
205	SEKE-BANZA	0	
206	TSHELA	2	3.7%
207	LUOZI	1	1.9%
208	MBANZA-NGUNGU	1	1.9%
209	SONGOLOLO	0	
210	KASANGULU	0	
211	KIMVULA	0	
212	MADIMBA	1	1.9%
301	VILLE DE BANDUNDU	0	
302	VILLE DE KIKWIT	2	3.7%
303	FESHI	0	
304	KAHEMBA	0	
305	KASONGO-LUNDA	0	
306	KENGE	1	1.9%
307	POPOKABAKA	1	1.9%
308	BAGATA	0	
309	BULUNGU	1	1.9%
310	GUNGU	0	
311	IDOFA	1	1.9%
312	MASI-MANIMBA	0	
313	INONGO	0	
314	KIRI	0	
315	KUTU	1	1.9%
316	OSHWE	0	
317	BOLOBO	0	
318	YUMBI	0	
319	KWAMOUTH	0	
320	MUSHIE	0	

q627_1: District of these villages/towns 1

Value	Label	Cases	Percentage
401	VILLE DE MBANDAKA	0	
402	VILLE DE GBADOLITE	1	1.9%
403	VILLE DE SONGO	0	
404	BASANKUSU	0	
405	BIKORO	0	
406	BOLOMBA	0	
407	BOMONGO	0	
408	INGENDE	0	
409	LUKOLELA	0	
410	MAKANZA	0	
411	BONGANDANGA	0	
412	BUMBA	0	
413	LISALA	0	
414	BOSOBOLO	0	
415	BUSINGA	0	
416	MOBAYI-MBONGO	0	
417	YAKOMA	0	
418	BUDJALA	0	
419	GEMENA	0	
420	KUNGU	0	
421	LIBENGE	0	
422	BEFALE	0	
423	BOENDE	0	
424	BOKUNGU	0	
425	DJOLU	0	
426	IKELA	0	
427	MONKOTO	0	
501	VILLE DE KISANGANI	0	
502	AKETI	0	
503	ANGO	0	
504	BAMBESA	0	
505	BONDO	0	
506	PUTA	0	
507	POKO	0	
508	DUNGO	0	
509	FARADJE	0	
510	NIANGARA	0	
511	RUNGU	0	
512	WAMBA	0	
513	WATSA	0	
514	ARU	0	
515	DJUGU	0	
516	RUMU	0	
517	MAHAGI	0	
518	MAMBASA	0	

q627_1: District of these villages/towns 1

Value	Label	Cases	Percentage
519	BAFASWENDE	0	
520	BANALIA	0	
521	BASOKO	0	
522	ISANGI	0	
523	PALA	0	
524	UBUNDU	0	
525	YAHUMA	0	
601	VILLE DE GOMA	7	13.0%
602	VILLE DE BENI 1	0	
603	VILLE DE BUTEMBO	0	
604	VILLE DE BENI 2	0	
605	LUBERO	1	1.9%
606	MASISI	0	
607	NYIRANCONGO	1	1.9%
608	RUTSHURU	0	
609	WALIKALE	0	
701	VILLE DE BUKAVU	1	1.9%
702	FIZI	0	
703	IDJWI	0	
704	KABARE	0	
705	KALEHE	0	
706	MWENGA	0	
707	SHABUNDA	0	
708	UVIRA	0	
709	WALUNGU	0	
801	VILLE DE KINDU	0	
802	KABAMBARE	0	
803	KASONGO	1	1.9%
804	KIBOMBO	0	
805	LUBUTU	0	
806	PANGI	0	
807	PUNIA	0	
901	VILLE DE LUBUMBASHI	1	1.9%
902	VILLE DE LIKASI	1	1.9%
903	VILLE DE KOLWEZI	1	1.9%
904	LUBUDI	0	
905	MUTSHATSHA	0	
906	KAMBOVE	0	
907	KASENGA	0	
908	KIPUSHI	0	
909	MITWABA	0	
910	PWETO	0	
911	SAKANIA	0	
912	BUKAMA	0	
913	KABONGO	1	1.9%

q627_1: District of these villages/towns 1

Value	Label	Cases	Percentage
914	KAMINA	0	
915	KANIAMA	0	
916	MALEMBA-NKULU	0	
917	DILOLO	0	
918	KAPANGA	0	
919	SANDOA	0	
920	KABALO	0	
921	KALEMIE	0	
922	KONGOLO	0	
923	MANONO	0	
924	MOBA	0	
925	NYUNZU	0	
1001	VILLE DE MBUJI-MAYI	0	
1002	VILLE DE MWENE-DITU1	0	
1003	KABINDA	0	
1004	KAMIJI	0	
1005	LUBAO	0	
1006	VILLE DE MWENE-DITU2	0	
1007	NGANDAJIKA	0	
1008	KATAKO-KOMBE	0	
1009	KOLE	0	
1010	LODJA	0	
1011	LOMELA	1	1.9%
1012	LUBEFU	0	
1013	LUSAMBO	0	
1014	KABEYA-KAMWANGA	0	
1015	KATANDA	0	
1016	LUPATAPATA	0	
1017	MIABI	0	
1018	TSHILENGE	0	
1101	VILLE DE KANANGA	0	
1102	VILLE DE TSHIKAPA 1	0	
1103	DEKESE	0	
1104	ILEBO	0	
1105	LUEBO	0	
1106	MWEKA	0	
1107	VILLE DE TSHIKAPA 2	0	
1108	DEMBA	0	
1109	DIBAYA	0	
1110	DIMBELENGE	0	
1111	KAZUMBA	0	
1112	LUIZA	0	
Sysmiss		2376	

Warning: these figures indicate the number of cases found in the data file. They cannot be interpreted as summary statistics of the population of interest.

# q627_2: District of these villages/towns 2			
Information	[Type= discrete] [Format=numeric] [Range= 101-2147483624] [Missing=*]		
Statistics [NW/ W]	[Valid=7 /-] [Invalid=2423 /-]		
Universe	If Ego has already stayed outside DR Congo If it is NOT a SHORT STAY, of less than a year If q625 in 1		
Literal question	627. In which district are these villages/towns located? District 2		
Interviewer's instructions	See Codes of districts		
Value	Label	Cases	Percentage
11	BANDALUNGWA	0	
12	BARUMBU	0	
13	BUMBU	0	
14	GOMBE	0	
15	KALAMU	0	
16	KASA-VUBU	0	
17	KIMBANSEKE	0	
18	KINSENSO	0	
19	KINSHASA	0	
21	VILLE DE MATADI	0	
22	VILLE DE BOMA	0	
23	MOANDA	0	
24	LUKULA	0	
25	SEKE-BANZA	0	
26	TSHELA	0	
27	LUOZI	0	
28	MBANZA-NGUNGU	1	14.3%
29	SONGOLOLO	0	
31	VILLE DE BANDUNDU	0	
32	VILLE DE KIKWIT	0	
33	FESHI	0	
34	KAHEMBA	0	
35	KASONGO-LUNDA	0	
36	KENGE	0	
37	POPOKABAKA	0	
38	BAGATA	0	
39	BULUNGU	0	
41	VILLE DE MBANDAKA	0	
42	VILLE DE GBADOLITE	0	
43	VILLE DE SONGO	0	
44	BASANKUSU	0	
45	BIKORO	0	
46	BOLOMBA	0	
47	BOMONGO	0	
48	INGENDE	0	
49	LUKOLELA	0	
51	VILLE DE KISANGANI	0	

q627_2: District of these villages/towns 2

Value	Label	Cases	Percentage
52	AKETI	0	
53	ANGO	0	
54	BAMBESA	0	
55	BONDO	0	
56	PUTA	0	
57	POKO	0	
58	DUNGO	0	
59	FARADJE	0	
61	VILLE DE GOMA	0	
62	VILLE DE BENI 1	0	
63	VILLE DE BUTEMBO	0	
64	VILLE DE BENI 2	0	
65	LUBERO	0	
66	MASISI	0	
67	NYIRANCONGO	0	
68	RUTSHURU	0	
69	WALIKALE	0	
71	VILLE DE BUKAVU	0	
72	FIZI	0	
73	IDJWI	0	
74	KABARE	0	
75	KALEHE	0	
76	MWENGA	0	
77	SHABUNDA	0	
78	UVIRA	0	
79	WALUNGU	0	
81	VILLE DE KINDU	0	
82	KABAMBARE	0	
83	KASONGO	0	
84	KIBOMBO	0	
85	LUBUTU	0	
86	PANGI	0	
87	PUNIA	0	
91	VILLE DE LUBUMBASHI	0	
92	VILLE DE LIKASI	0	
93	VILLE DE KOLWEZI	0	
94	LUBUDI	0	
95	MUTSHATSHA	0	
96	KAMBOVE	0	
97	KASENGA	0	
98	KIPUSHI	0	
99	MITWABA	0	
101	BANDALUNGWA	0	
102	BARUMBU	0	
103	BUMBU	0	

q627_2: District of these villages/towns 2

Value	Label	Cases	Percentage
104	GOMBE	0	
105	KALAMU	0	
106	KASA-VUBU	0	
107	KIMBANSEKE	0	
108	KINSENSO	0	
109	KINSHASA	0	
110	KINTAMBO	0	
111	LEMBA	0	
112	LIMETE	0	
113	LINGWALA	0	
114	MALUKU	0	
115	MAKALA	0	
116	MASINA	1	14.3%
117	MATETE	0	
118	MONT-NGAFULA	0	
119	NDJILI	1	14.3%
120	NGABA	0	
121	NGALIEMA	0	
122	NGIRI-NGIRI	0	
123	N'SELE	0	
124	SELEMBAO	0	
201	VILLE DE MATADI	0	
202	VILLE DE BOMA	0	
203	MOANDA	0	
204	LUKULA	0	
205	SEKE-BANZA	0	
206	TSHELA	0	
207	LUOZI	1	14.3%
208	MBANZA-NGUNGU	0	
209	SONGOLOLO	0	
210	KASANGULU	0	
211	KIMVULA	0	
212	MADIMBA	0	
301	VILLE DE BANDUNDU	1	14.3%
302	VILLE DE KIKWIT	0	
303	FESHI	0	
304	KAHEMBA	0	
305	KASONGO-LUNDA	0	
306	KENGE	0	
307	POPOKABAKA	0	
308	BAGATA	0	
309	BULUNGU	0	
310	GUNGU	0	
311	IDOFA	0	
312	MASI-MANIMBA	0	

q627_2: District of these villages/towns 2

Value	Label	Cases	Percentage
313	INONGO	0	
314	KIRI	0	
315	KUTU	0	
316	OSHWE	0	
317	BOLOBO	0	
318	YUMBI	0	
319	KWAMOUTH	0	
320	MUSHIE	0	
401	VILLE DE MBANDAKA	0	
402	VILLE DE GBADOLITE	0	
403	VILLE DE SONGO	0	
404	BASANKUSU	0	
405	BIKORO	0	
406	BOLOMBA	0	
407	BOMONGO	0	
408	INGENDE	0	
409	LUKOLELA	0	
410	MAKANZA	0	
411	BONGANDANGA	0	
412	BUMBA	0	
413	LISALA	0	
414	BOSOBOLO	0	
415	BUSINGA	0	
416	MOBAYI-MBONGO	0	
417	YAKOMA	0	
418	BUDJALA	0	
419	GEMENA	0	
420	KUNGU	0	
421	LIBENGE	0	
422	BEFALE	0	
423	BOENDE	0	
424	BOKUNGU	0	
425	DJOLU	0	
426	IKELA	0	
427	MONKOTO	0	
501	VILLE DE KISANGANI	0	
502	AKETI	0	
503	ANGO	0	
504	BAMBESA	0	
505	BONDO	0	
506	PUTA	0	
507	POKO	0	
508	DUNGO	0	
509	FARADJE	0	
510	NIANGARA	0	

q627_2: District of these villages/towns 2

Value	Label	Cases	Percentage
511	RUNGU	0	
512	WAMBA	0	
513	WATSA	0	
514	ARU	0	
515	DJUGU	0	
516	RUMU	0	
517	MAHAGI	0	
518	MAMBASA	0	
519	BAFASWENDE	0	
520	BANALIA	0	
521	BASOKO	0	
522	ISANGI	0	
523	PALA	0	
524	UBUNDU	0	
525	YAHUMA	0	
601	VILLE DE GOMA	1	14.3%
602	VILLE DE BENI 1	0	
603	VILLE DE BUTEMBO	0	
604	VILLE DE BENI 2	0	
605	LUBERO	0	
606	MASISI	0	
607	NYIRANCONGO	0	
608	RUTSHURU	0	
609	WALIKALE	0	
701	VILLE DE BUKAVU	0	
702	FIZI	0	
703	IDJWI	0	
704	KABARE	0	
705	KALEHE	0	
706	MWENGA	0	
707	SHABUNDA	0	
708	UVIRA	0	
709	WALUNGU	0	
801	VILLE DE KINDU	0	
802	KABAMBARE	0	
803	KASONGO	0	
804	KIBOMBO	0	
805	LUBUTU	0	
806	PANGI	0	
807	PUNIA	0	
901	VILLE DE LUBUMBASHI	0	
902	VILLE DE LIKASI	0	
903	VILLE DE KOLWEZI	0	
904	LUBUDI	0	
905	MUTSHATSHA	0	

q627_2: District of these villages/towns 2

Value	Label	Cases	Percentage
906	KAMBOVE	0	
907	KASENGA	0	
908	KIPUSHI	0	
909	MITWABA	0	
910	PWETO	0	
911	SAKANIA	0	
912	BUKAMA	0	
913	KABONGO	0	
914	KAMINA	0	
915	KANIAMA	0	
916	MALEMBA-NKULU	0	
917	DILOLO	0	
918	KAPANGA	0	
919	SANDOA	0	
920	KABALO	0	
921	KALEMIE	0	
922	KONGOLO	0	
923	MANONO	0	
924	MOBA	0	
925	NYUNZU	0	
1001	VILLE DE MBUJI-MAYI	0	
1002	VILLE DE MWENE-DITU1	0	
1003	KABINDA	0	
1004	KAMIJI	0	
1005	LUBAO	0	
1006	VILLE DE MWENE-DITU2	0	
1007	NGANDAJIKA	0	
1008	KATAKO-KOMBE	0	
1009	KOLE	0	
1010	LODJA	0	
1011	LOMELA	0	
1012	LUBEFU	0	
1013	LUSAMBO	1	14.3%
1014	KABEYA-KAMWANGA	0	
1015	KATANDA	0	
1016	LUPATAPATA	0	
1017	MIABI	0	
1018	TSHILENGE	0	
1101	VILLE DE KANANGA	0	
1102	VILLE DE TSHIKAPA 1	0	
1103	DEKESE	0	
1104	ILEBO	0	
1105	LUEBO	0	
1106	MWEKA	0	
1107	VILLE DE TSHIKAPA 2	0	

q627_2: District of these villages/towns 2

Value	Label	Cases	Percentage
1108	DEMBA	0	
1109	DIBAYA	0	
1110	DIMBELENGE	0	
1111	KAZUMBA	0	
1112	LUIZA	0	
Sysmiss		2423	

Warning: these figures indicate the number of cases found in the data file. They cannot be interpreted as summary statistics of the population of interest.

q627_3: District of these villages/towns 3

Information	[Type= discrete] [Format=numeric] [Range= 101-2147483624] [Missing=*]
Statistics [NW/ W]	[Valid=1 /-] [Invalid=2429 /-]
Universe	If Ego has already stayed outside DR Congo If it is NOT a SHORT STAY, of less than a year If q625 in 1
Literal question	627. In which district are these villages/towns located? District 3
Interviewer's instructions	See Codes of districts

Value	Label	Cases	Percentage
11	BANDALUNGWA	0	
12	BARUMBU	0	
13	BUMBU	0	
14	GOMBE	0	
15	KALAMU	0	
16	KASA-VUBU	0	
17	KIMBANSEKE	0	
18	KINSENSO	0	
19	KINSHASA	0	
21	VILLE DE MATADI	0	
22	VILLE DE BOMA	0	
23	MOANDA	0	
24	LUKULA	0	
25	SEKE-BANZA	0	
26	TSHELA	0	
27	LUOZI	0	
28	MBANZA-NGUNGU	0	
29	SONGOLOLO	0	
31	VILLE DE BANDUNDU	0	
32	VILLE DE KIKWIT	0	
33	FESHI	0	
34	KAHEMBA	0	
35	KASONGO-LUNDA	0	
36	KENGE	0	
37	POPOKABAKA	0	
38	BAGATA	0	
39	BULUNGU	0	
41	VILLE DE MBANDAKA	0	

q627_3: District of these villages/towns 3

Value	Label	Cases	Percentage
42	VILLE DE GBADOLITE	0	
43	VILLE DE SONGO	0	
44	BASANKUSU	0	
45	BIKORO	0	
46	BOLOMBA	0	
47	BOMONGO	0	
48	INGENDE	0	
49	LUKOLELA	0	
51	VILLE DE KISANGANI	0	
52	AKETI	0	
53	ANGO	0	
54	BAMBESA	0	
55	BONDO	0	
56	PUTA	0	
57	POKO	0	
58	DUNGO	0	
59	FARADJE	0	
61	VILLE DE GOMA	0	
62	VILLE DE BENI 1	0	
63	VILLE DE BUTEMBO	0	
64	VILLE DE BENI 2	0	
65	LUBERO	0	
66	MASISI	0	
67	NYIRANCONGO	0	
68	RUTSHURU	0	
69	WALIKALE	0	
71	VILLE DE BUKAVU	0	
72	FIZI	0	
73	IDJWI	0	
74	KABARE	0	
75	KALEHE	0	
76	MWENGA	0	
77	SHABUNDA	0	
78	UVIRA	0	
79	WALUNGU	0	
81	VILLE DE KINDU	0	
82	KABAMBARE	0	
83	KASONGO	0	
84	KIBOMBO	0	
85	LUBUTU	0	
86	PANGI	0	
87	PUNIA	0	
91	VILLE DE LUBUMBASHI	0	
92	VILLE DE LIKASI	0	
93	VILLE DE KOLWEZI	0	

q627_3: District of these villages/towns 3

Value	Label	Cases	Percentage
94	LUBUDI	0	
95	MUTSHATSHA	0	
96	KAMBOVE	0	
97	KASENGA	0	
98	KIPUSHI	0	
99	MITWABA	0	
101	BANDALUNGWA	0	
102	BARUMBU	0	
103	BUMBU	0	
104	GOMBE	0	
105	KALAMU	0	
106	KASA-VUBU	0	
107	KIMBANSEKE	0	
108	KINSENSO	0	
109	KINSHASA	0	
110	KINTAMBO	0	
111	LEMBA	0	
112	LIMETE	0	
113	LINGWALA	0	
114	MALUKU	0	
115	MAKALA	0	
116	MASINA	0	
117	MATETE	0	
118	MONT-NGAFULA	0	
119	NDJILI	0	
120	NGABA	0	
121	NGALIEMA	0	
122	NGIRI-NGIRI	0	
123	N'SELE	0	
124	SELEMBAO	0	
201	VILLE DE MATADI	0	
202	VILLE DE BOMA	0	
203	MOANDA	0	
204	LUKULA	0	
205	SEKE-BANZA	0	
206	TSHELA	0	
207	LUOZI	0	
208	MBANZA-NGUNGU	0	
209	SONGOLOLO	0	
210	KASANGULU	0	
211	KIMVULA	0	
212	MADIMBA	0	
301	VILLE DE BANDUNDU	0	
302	VILLE DE KIKWIT	0	
303	FESHI	0	

q627_3: District of these villages/towns 3

Value	Label	Cases	Percentage
304	KAHEMBA	0	
305	KASONGO-LUNDA	0	
306	KENGE	0	
307	POPOKABAKA	0	
308	BAGATA	0	
309	BULUNGU	0	
310	GUNGU	0	
311	IDOFA	0	
312	MASI-MANIMBA	0	
313	INONGO	0	
314	KIRI	0	
315	KUTU	0	
316	OSHWE	0	
317	BOLOBO	0	
318	YUMBI	0	
319	KWAMOUTH	0	
320	MUSHIE	0	
401	VILLE DE MBANDAKA	0	
402	VILLE DE GBADOLITE	0	
403	VILLE DE SONGO	0	
404	BASANKUSU	0	
405	BIKORO	0	
406	BOLOMBA	0	
407	BOMONGO	0	
408	INGENDE	0	
409	LUKOLELA	0	
410	MAKANZA	0	
411	BONGANDANGA	0	
412	BUMBA	0	
413	LISALA	0	
414	BOSOBOLO	0	
415	BUSINGA	0	
416	MOBAYI-MBONGO	0	
417	YAKOMA	0	
418	BUDJALA	0	
419	GEMENA	0	
420	KUNGU	0	
421	LIBENGE	0	
422	BEFALE	0	
423	BOENDE	0	
424	BOKUNGU	0	
425	DJOLU	0	
426	IKELA	0	
427	MONKOTO	0	
501	VILLE DE KISANGANI	0	

q627_3: District of these villages/towns 3

Value	Label	Cases	Percentage
502	AKETI	0	
503	ANGO	0	
504	BAMBESA	0	
505	BONDO	0	
506	PUTA	0	
507	POKO	0	
508	DUNGO	0	
509	FARADJE	0	
510	NIANGARA	0	
511	RUNGU	0	
512	WAMBA	0	
513	WATSA	0	
514	ARU	0	
515	DJUGU	0	
516	RUMU	0	
517	MAHAGI	0	
518	MAMBASA	0	
519	BAFASWENDE	0	
520	BANALIA	0	
521	BASOKO	0	
522	ISANGI	0	
523	PALA	0	
524	UBUNDU	0	
525	YAHUMA	0	
601	VILLE DE GOMA	0	
602	VILLE DE BENI 1	0	
603	VILLE DE BUTEMBO	1	100.0%
604	VILLE DE BENI 2	0	
605	LUBERO	0	
606	MASISI	0	
607	NYIRANCONGO	0	
608	RUTSHURU	0	
609	WALIKALE	0	
701	VILLE DE BUKAVU	0	
702	FIZI	0	
703	IDJWI	0	
704	KABARE	0	
705	KALEHE	0	
706	MWENGA	0	
707	SHABUNDA	0	
708	UVIRA	0	
709	WALUNGU	0	
801	VILLE DE KINDU	0	
802	KABAMBARE	0	
803	KASONGO	0	

q627_3: District of these villages/towns 3

Value	Label	Cases	Percentage
804	KIBOMBO	0	
805	LUBUTU	0	
806	PANGI	0	
807	PUNIA	0	
901	VILLE DE LUBUMBASHI	0	
902	VILLE DE LIKASI	0	
903	VILLE DE KOLWEZI	0	
904	LUBUDI	0	
905	MUTSHATSHA	0	
906	KAMBOVE	0	
907	KASENGA	0	
908	KIPUSHI	0	
909	MITWABA	0	
910	PWETO	0	
911	SAKANIA	0	
912	BUKAMA	0	
913	KABONGO	0	
914	KAMINA	0	
915	KANIAMA	0	
916	MALEMBA-NKULU	0	
917	DILOLO	0	
918	KAPANGA	0	
919	SANDOA	0	
920	KABALO	0	
921	KALEMIE	0	
922	KONGOLO	0	
923	MANONO	0	
924	MOBA	0	
925	NYUNZU	0	
1001	VILLE DE MBUJI-MAYI	0	
1002	VILLE DE MWENE-DITU1	0	
1003	KABINDA	0	
1004	KAMIJI	0	
1005	LUBAO	0	
1006	VILLE DE MWENE-DITU2	0	
1007	NGANDAJIKA	0	
1008	KATAKO-KOMBE	0	
1009	KOLE	0	
1010	LODJA	0	
1011	LOMELA	0	
1012	LUBEFU	0	
1013	LUSAMBO	0	
1014	KABEYA-KAMWANGA	0	
1015	KATANDA	0	
1016	LUPATAPATA	0	

q627_3: District of these villages/towns 3

Value	Label	Cases	Percentage
1017	MIABI	0	
1018	TSHILENGE	0	
1101	VILLE DE KANANGA	0	
1102	VILLE DE TSHIKAPA 1	0	
1103	DEKESE	0	
1104	ILEBO	0	
1105	LUEBO	0	
1106	MWEKA	0	
1107	VILLE DE TSHIKAPA 2	0	
1108	DEMBA	0	
1109	DIBAYA	0	
1110	DIMBELENGE	0	
1111	KAZUMBA	0	
1112	LUIZA	0	
Sysmiss		2429	

Warning: these figures indicate the number of cases found in the data file. They cannot be interpreted as summary statistics of the population of interest.

q628_1: Did you contributed to building... answer 1

Information	[Type= discrete] [Format=numeric] [Range= 0-2147483624] [Missing=*]
Statistics [NW/ W]	[Valid=43 /-] [Invalid=2387 /-]
Universe	If Ego has already stayed outside DR Congo If it is NOT a SHORT STAY, of less than a year If q625 in 1
Literal question	628. Did you contribute to building... Answer 1
Interviewer's instructions	For every answer, encircle the village(s)/town(s) that received the support

Value	Label	Cases	Percentage
0	Nothing	19	44.2%
1	A school	5	11.6%
2	A health centre	3	7.0%
3	A borehole	1	2.3%
4	An irrigation system	0	
5	A religious building or monument	4	9.3%
6	Something else	10	23.3%
9	An agricultural service road	1	2.3%
Sysmiss		2387	

Warning: these figures indicate the number of cases found in the data file. They cannot be interpreted as summary statistics of the population of interest.

q628_2: Did you contributed to building... answer 2

Information	[Type= discrete] [Format=numeric] [Range= 0-2147483624] [Missing=*]
Statistics [NW/ W]	[Valid=7 /-] [Invalid=2423 /-]
Universe	If Ego has already stayed outside DR Congo If it is NOT a SHORT STAY, of less than a year If q625 in 1
Literal question	628. Did you contribute to building... Answer 2
Interviewer's instructions	For every answer, encircle the village(s)/town(s) that received the support

# q628_2: Did you contributed to building... answer 2			
Value	Label	Cases	Percentage
0	Nothing	3	42.9%
2	A health centre	2	28.6%
6	Something else	2	28.6%
Sysmiss		2423	
<i>Warning: these figures indicate the number of cases found in the data file. They cannot be interpreted as summary statistics of the population of interest.</i>			
# q628_3: Did you contributed to building... answer 3			
Information	[Type= discrete] [Format=numeric] [Range= 0-2147483624] [Missing=*]		
Statistics [NW/ W]	[Valid=1 /-] [Invalid=2429 /-]		
Universe	If Ego has already stayed outside DR Congo If it is NOT a SHORT STAY, of less than a year If q625 in 1		
Literal question	628. Did you contribute to building... Answer 3		
Interviewer's instructions	For every answer, encircle the village(s)/town(s) that received the support		
Value	Label	Cases	Percentage
1	A school	1	100.0%
Sysmiss		2429	
<i>Warning: these figures indicate the number of cases found in the data file. They cannot be interpreted as summary statistics of the population of interest.</i>			
# q628_4: Did you contributed to building... answer 4			
Information	[Type= discrete] [Format=numeric] [Range= 0-2147483624] [Missing=*]		
Statistics [NW/ W]	[Valid=1 /-] [Invalid=2429 /-]		
Universe	If Ego has already stayed outside DR Congo If it is NOT a SHORT STAY, of less than a year If q625 in 1		
Literal question	628. Did you contribute to building... Answer 4		
Interviewer's instructions	For every answer, encircle the village(s)/town(s) that received the support		
Value	Label	Cases	Percentage
1	A school	1	100.0%
Sysmiss		2429	
<i>Warning: these figures indicate the number of cases found in the data file. They cannot be interpreted as summary statistics of the population of interest.</i>			
# q628_5: Did you contributed to building... answer 5			
Information	[Type= discrete] [Format=numeric] [Range= 0-2147483624] [Missing=*]		
Statistics [NW/ W]	[Valid=0 /-] [Invalid=2430 /-]		
Universe	If Ego has already stayed outside DR Congo If it is NOT a SHORT STAY, of less than a year If q625 in 1		
Literal question	628. Did you contribute to building... Answer 5		
Interviewer's instructions	For every answer, encircle the village(s)/town(s) that received the support		
Value	Label	Cases	Percentage
Sysmiss		2430	
<i>Warning: these figures indicate the number of cases found in the data file. They cannot be interpreted as summary statistics of the population of interest.</i>			

# q628_6: Did you contributed to building... answer 6			
Information	[Type= discrete] [Format=numeric] [Range= 0-2147483624] [Missing=*]		
Statistics [NW/ W]	[Valid=0 /-] [Invalid=2430 /-]		
Universe	If Ego has already stayed outside DR Congo If it is NOT a SHORT STAY, of less than a year If q625 in 1		
Literal question	628. Did you contribute to building... Answer 6		
Interviewer's instructions	For every answer, encircle the village(s)/town(s) that received the support		
Value	Label	Cases	Percentage
Sysmiss		2430	
<i>Warning: these figures indicate the number of cases found in the data file. They cannot be interpreted as summary statistics of the population of interest.</i>			
# q628_a: Support: specify something else			
Information	[Type= discrete] [Format=character] [Missing=*]		
Statistics [NW/ W]	[Valid=10 /-] [Invalid=0 /-]		
Universe	If Ego has already stayed outside DR Congo If it is NOT a SHORT STAY, of less than a year If q625 in 1 If q628_1 or q628_2 or q628_3 or q628_4 or q628_5 or q628_6 in 6		
Literal question	628. Did you contribute to building... Something else => Specify		
Value	Label	Cases	Percentage
9-V1etV2 - Ã": sensiÂ° entretien route et classes		1	10.0%
Aider population a reconstruire (treblmts terre)		1	10.0%
Association pour jeunes		1	10.0%
Association qui s'occupe des filles-meres		1	10.0%
CULTURE DES OIGNONS		1	10.0%
Centre pour handicapes		1	10.0%
POULLAILLERS		1	10.0%
POULLAILLE		1	10.0%
materiel et medicaments		1	10.0%
sanitaires		1	10.0%
<i>Warning: these figures indicate the number of cases found in the data file. They cannot be interpreted as summary statistics of the population of interest.</i>			
# q629_1: Did you make donations to supply... answer 1			
Information	[Type= discrete] [Format=numeric] [Range= 0-2147483624] [Missing=*]		
Statistics [NW/ W]	[Valid=53 /-] [Invalid=2377 /-]		
Universe	If Ego has already stayed outside DR Congo If it is NOT a SHORT STAY, of less than a year If q625 in 1		
Literal question	629. And did you make donations to supply... Answer 1		

q629_1: Did you make donations to supply... answer 1

Post-question NEXT STAYS => Additional sheets
 Otherwise, Go to ASSOCIATIONS => Next page

Interviewer's instructions For every answer, encircle the village(s)/town(s) that received the support

Value	Label	Cases	Percentage
0	Nothing	7	13.2%
1	Medicines	19	35.8%
2	Books	3	5.7%
3	Sport facilities	3	5.7%
4	Seeds	1	1.9%
5	Agricultural material	2	3.8%
6	Something else	11	20.8%
7	School equipments	7	13.2%
Sysmiss		2377	

Warning: these figures indicate the number of cases found in the data file. They cannot be interpreted as summary statistics of the population of interest.

# q629_2: Did you make donations to supply... answer 2			
Information	[Type= discrete] [Format=numeric] [Range= 0-2147483624] [Missing=*]		
Statistics [NW/ W]	[Valid=22 /-] [Invalid=2408 /-]		
Universe	If Ego has already stayed outside DR Congo If it is NOT a SHORT STAY, of less than a year If q625 in 1		
Literal question	629. And did you make donations to supply... Answer 2		
Post-question	NEXT STAYS => Additional sheets Otherwise, Go to ASSOCIATIONS => Next page		
Interviewer's instructions	For every answer, encircle the village(s)/town(s) that received the support		
Value	Label	Cases	Percentage
1	Medicines	1	4.5%
2	Books	8	36.4%
6	Something else	12	54.5%
7	School equipments	1	4.5%
Sysmiss		2408	
<i>Warning: these figures indicate the number of cases found in the data file. They cannot be interpreted as summary statistics of the population of interest.</i>			
# q629_3: Did you make donations to supply... answer 3			
Information	[Type= discrete] [Format=numeric] [Range= 0-2147483624] [Missing=*]		
Statistics [NW/ W]	[Valid=10 /-] [Invalid=2420 /-]		
Universe	If Ego has already stayed outside DR Congo If it is NOT a SHORT STAY, of less than a year If q625 in 1		
Literal question	629. And did you make donations to supply... Answer 3		
Post-question	NEXT STAYS => Additional sheets Otherwise, Go to ASSOCIATIONS => Next page		
Interviewer's instructions	For every answer, encircle the village(s)/town(s) that received the support		
Value	Label	Cases	Percentage
1	Medicines	2	20.0%
2	Books	1	10.0%
3	Sport facilities	1	10.0%
6	Something else	3	30.0%
7	School equipments	3	30.0%
Sysmiss		2420	
<i>Warning: these figures indicate the number of cases found in the data file. They cannot be interpreted as summary statistics of the population of interest.</i>			
# q629_4: Did you make donations to supply... answer 4			
Information	[Type= discrete] [Format=numeric] [Range= 0-2147483624] [Missing=*]		
Statistics [NW/ W]	[Valid=6 /-] [Invalid=2424 /-]		
Universe	If Ego has already stayed outside DR Congo If it is NOT a SHORT STAY, of less than a year If q625 in 1		
Literal question	629. And did you make donations to supply... Answer 4		
Post-question	NEXT STAYS => Additional sheets Otherwise, Go to ASSOCIATIONS => Next page		
Interviewer's instructions	For every answer, encircle the village(s)/town(s) that received the support		

q629_4: Did you make donations to supply... answer 4

Value	Label	Cases	Percentage
3	Sport facilities	1	16.7%
4	Seeds	1	16.7%
5	Agricultural material	1	16.7%
6	Something else	1	16.7%
7	School equipments	2	33.3%
Sysmiss		2424	

Warning: these figures indicate the number of cases found in the data file. They cannot be interpreted as summary statistics of the population of interest.







q629_a: Donation: specify something else

Information	[Type= discrete] [Format=character] [Missing=*]
Statistics [NW/ W]	[Valid=28 /-] [Invalid=0 /-]
Universe	If Ego has already stayed outside DR Congo If it is NOT a SHORT STAY, of less than a year If q625 in 1 If q629_1 or q629_2 or q629_3 or q629_4 in 6
Literal question	629. And did you make donations to supply... Something else => Specify

Value	Label	Cases	Percentage
6 = VETEMENTS A V1 ET V2		1	3.6%
Argent / Chaussures habits		1	3.6%
CHOSES A MANGER		1	3.6%
Chaises roulantes		1	3.6%
DES HABITATS ET DES CHAUSSURES		1	3.6%
Habits, argent		1	3.6%
Materiaux de construction		1	3.6%
Materiel informatique a l'ecole et 1 ecole pr formation		1	3.6%
Materiel pour centre pour handicapes		1	3.6%
Minerval		1	3.6%
Nourriture		1	3.6%
Prevention SIDA		1	3.6%
Vetements et nourritures		1	3.6%
aider a acheter les biens de premiere necessite		1	3.6%
argent		1	3.6%

# q629_a: Donation: specify something else			
Value	Label	Cases	Percentage
equipement medicaux		1	3.6%
equipements medicaux		1	3.6%
frais scolaires		1	3.6%
habits		2	7.1%
habits, lunettes medicales argent aux combattants		1	3.6%
informatique		1	3.6%
materiel de labo pour Hopital de Kinshasa		1	3.6%
ordinateurs		1	3.6%
tambours, materiel medical, vetements		1	3.6%
vetements		2	7.1%
vetements et autres choses pour femmes		1	3.6%
<i>Warning: these figures indicate the number of cases found in the data file. They cannot be interpreted as summary statistics of the population of interest.</i>			
# flag_age: Less than 25 years and more than 75 years			
Information	[Type= discrete] [Format=numeric] [Range= 0-1] [Missing=*]		
Statistics [NW/ W]	[Valid=2430 /-] [Invalid=0 /-]		
Definition	The migrant is younger than 25 or older than 75 at the time of the survey.		
Notes	These individuals have ages very close to the thresholds 25-75.		
Value	Label	Cases	Percentage
0	No	2430	100.0%
1	Yes	0	
<i>Warning: these figures indicate the number of cases found in the data file. They cannot be interpreted as summary statistics of the population of interest.</i>			
# flag_arrival: First migration in Europe before 18			
Information	[Type= discrete] [Format=numeric] [Range= 0-1] [Missing=*]		
Statistics [NW/ W]	[Valid=1122 /-] [Invalid=1308 /-]		
Definition	The migrant (current or returnee) arrived in Europe the 1st time before 18.		
Value	Label	Cases	Percentage
0	No	1103	98.3%
1	Yes	19	1.7%
Sysmiss		1308	
<i>Warning: these figures indicate the number of cases found in the data file. They cannot be interpreted as summary statistics of the population of interest.</i>			
# weight_eur: Weighting normalized on the 3 european countries			
Information	[Type= continuous] [Format=numeric] [Range= 0.123741947114468-2.92577934265137] [Missing=*]		
Statistics [NW/ W]	[Valid=706 /-] [Invalid=1724 /-]		
Definition	Use when working on the European countries pooled together (for example, the Senegalese population sampled in France, Italy and Spain). It should not be used if the analyses include individuals surveyed in Africa.		

# weight_all: Weighting normalized on the 4 countries	
Information	[Type= continuous] [Format=numeric] [Range= 0.043433666229248-7.21617412567139] [Missing=*]
Statistics [NW/ W]	[Valid=2430 /-] [Invalid=0 /-]
Definition	Use when working on all countries of the MAFE survey (for example, Senegalese population from Senegalese, French, Italian and Spanish samples).
# weight_ctry: Weighting normalized by country	
Information	[Type= continuous] [Format=numeric] [Range= 0.054081816226244-5.26600313186646] [Missing=*]
Statistics [NW/ W]	[Valid=2430 /-] [Invalid=0 /-]
Definition	Use when working on a single country (for example, the Senegalese population sampled only in Senegal, or in any single European country).

File : rdc_qb_return			
# ident: Biographic individual identifier			
Information	[Type= discrete] [Format=character] [Missing=*]		
Statistics [NW/ W]	[Valid=2103 /-] [Invalid=0 /-]		
Definition	Individual identifiant = 1st letter of country + n° of questionnaire compost		
# id_country: Country of the survey			
Information	[Type= discrete] [Format=character] [Missing=*]		
Statistics [NW/ W]	[Valid=2103 /-] [Invalid=0 /-]		
Definition	Country where the data was collected: - B = Belgium - C = DR Congo - U = United Kingdom		
Value	Label	Cases	Percentage
B		290	 13.8%
C		1663	 79.1%
U		150	 7.1%
<i>Warning: these figures indicate the number of cases found in the data file. They cannot be interpreted as summary statistics of the population of interest.</i>			
# n_menage: ID of the HH			
Information	[Type= continuous] [Format=numeric] [Range= 3-2011] [Missing=*]		
Statistics [NW/ W]	[Valid=1663 /-] [Invalid=440 /-]		
Definition	Household ID Only available for Africa		
# n_indiv: ID of the individual in the HH			
Information	[Type= continuous] [Format=numeric] [Range= 0-100] [Missing=*]		
Statistics [NW/ W]	[Valid=1663 /-] [Invalid=440 /-]		
Definition	ID of each individual within her/his household Only available for Africa		
# num_dr: DR number			
Information	[Type= continuous] [Format=numeric] [Range= 1-58] [Missing=*]		
Statistics [NW/ W]	[Valid=1663 /-] [Invalid=440 /-]		
Definition	Survey area ID Only available for Africa		
# strata_area: Strata - DR level			
Information	[Type= discrete] [Format=numeric] [Range= 1-10] [Missing=*]		
Statistics [NW/ W]	[Valid=1641 /-] [Invalid=462 /-]		
Definition	Migration prevalence in each survey area, as reported by knowledgeable persons Only available for Africa		
Value	Label	Cases	Percentage
1	High level of migration	985	 60.0%
2	Medium level of migration	297	 18.1%
3	Low level of migration	359	 21.9%
Sysmiss		462	
<i>Warning: these figures indicate the number of cases found in the data file. They cannot be interpreted as summary statistics of the population of interest.</i>			

File : rdc_qb_return

strata_hh: Strata - household level

Information	[Type= discrete] [Format=numeric] [Range= 0-2] [Missing=*]
Statistics [NW/ W]	[Valid=1641 /-] [Invalid=462 /-]
Definition	Stratification by household migrant status according to the screening survey Only available for Africa

Value	Label	Cases	Percentage
0	HH with no migrant	797	48.6%
1	HH with returnee(s)	503	30.7%
2	HH with current migrant(s)	341	20.8%
Sysmiss		462	

Warning: these figures indicate the number of cases found in the data file. They cannot be interpreted as summary statistics of the population of interest.

strata_ind: Strata - individual level

Information	[Type= discrete] [Format=numeric] [Range= 1-3] [Missing=*]
Statistics [NW/ W]	[Valid=1641 /-] [Invalid=462 /-]
Definition	3 strata according to the individuals' migratory status Only available for Africa

Value	Label	Cases	Percentage
1	Return migrant	321	19.6%
2	Partner of a migrant	73	4.4%
3	Other non migrant	1247	76.0%
Sysmiss		462	

Warning: these figures indicate the number of cases found in the data file. They cannot be interpreted as summary statistics of the population of interest.

num_sr: Return number

Information	[Type= discrete] [Format=numeric] [Range= 1-4] [Missing=*]
Statistics [NW/ W]	[Valid=400 /-] [Invalid=1703 /-]
Universe	If Ego returned to DR Congo at least once (long or short return)

Value	Label	Cases	Percentage
1		363	90.8%
2		34	8.5%
3		3	0.8%
Sysmiss		1703	

Warning: these figures indicate the number of cases found in the data file. They cannot be interpreted as summary statistics of the population of interest.

q1: Sex

Information	[Type= discrete] [Format=numeric] [Range= 1-9999] [Missing=*]
Statistics [NW/ W]	[Valid=2103 /-] [Invalid=0 /-]
Literal question	Q1. The respondent is:
Post-question	To begin with, I would like to note the major events and periods of your life on this grid. We will begin at the time of your birth. Later we will look at these periods of life in some more detail.

Value	Label	Cases	Percentage
1	Man	940	44.7%
2	Woman	1163	55.3%

Warning: these figures indicate the number of cases found in the data file. They cannot be interpreted as summary statistics of the population of interest.

File : rdc_qb_return

q1a: Year of birth

Information	[Type= discrete] [Format=numeric] [Range= 1932-9999] [Missing=*]
Statistics [NW/ W]	[Valid=2103 /-] [Invalid=0 /-]
Literal question	Q1A. To start with, and to help us to set a time scale, could you tell me in which year you were born (or your age as at last birthday)? Year of birth
Interviewer's instructions	AGEVEN: Locate year of birth in the grid, note 0 in the columns titled "age", and fill in these columns by retracing the age till the current age of the respondent.

Value	Label	Cases	Percentage
1934		2	0.1%
1935		6	0.3%
1936		2	0.1%
1937		11	0.5%
1938		5	0.2%
1939		13	0.6%
1940		9	0.4%
1941		7	0.3%
1942		16	0.8%
1943		6	0.3%
1944		12	0.6%
1945		15	0.7%
1946		17	0.8%
1947		15	0.7%
1948		24	1.1%
1949		18	0.9%
1950		23	1.1%
1951		18	0.9%
1952		29	1.4%
1953		32	1.5%
1954		25	1.2%
1955		35	1.7%
1956		40	1.9%
1957		27	1.3%
1958		53	2.5%
1959		38	1.8%
1960		59	2.8%
1961		30	1.4%
1962		47	2.2%
1963		54	2.6%
1964		48	2.3%
1965		48	2.3%
1966		57	2.7%
1967		53	2.5%
1968		76	3.6%
1969		75	3.6%
1970		69	3.3%

File : rdc_qb_return

q1a: Year of birth

Value	Label	Cases	Percentage
1971		58	2.8%
1972		63	3.0%
1973		75	3.6%
1974		96	4.6%
1975		57	2.7%
1976		53	2.5%
1977		61	2.9%
1978		69	3.3%
1979		84	4.0%
1980		68	3.2%
1981		56	2.7%
1982		87	4.1%
1983		62	2.9%
1984		100	4.8%

Warning: these figures indicate the number of cases found in the data file. They cannot be interpreted as summary statistics of the population of interest.

age_survey: Age at survey

Information	[Type= continuous] [Format=numeric] [Range= 25-77] [Missing=*]
Statistics [NW/ W]	[Valid=2103 /-] [Invalid=0 /-] [Mean=41.16 /-] [StdDev=11.662 /-]
Literal question	Q1A. To start with, and to help us to set a time scale, could you tell me in which year you were born (or your age as at last birthday)? Age
Interviewer's instructions	AGEVEN: Locate year of birth in the grid, note 0 in the columns titled "age", and fill in these columns by retracing the age till the current age of the respondent.

q18: Which is the last school year you attended

Information	[Type= discrete] [Format=numeric] [Range= 0-2147483624] [Missing=*]
Statistics [NW/ W]	[Valid=2098 /-] [Invalid=5 /-]
Literal question	Q18. Let's talk about your studies: Which is the last school year you attended?
Post-question	If q18 in 0, 1, 2, 3, 4, 5, 6, 7, 8, 9 => Go to next page
Interviewer's instructions	- If EGO has no formal education: Encircle the code 00 below - If EGO has some formal education: Encircle the corresponding code

Value	Label	Cases	Percentage
0	None	41	2.0%
3	Primary school	2	0.1%
4	Primary school	9	0.4%
5	Primary school	20	1.0%
6	Primary school	22	1.0%
7	Primary school	28	1.3%
8	Primary school	45	2.1%
9	Primary school	102	4.9%
10	Orientation cycle	57	2.7%
11	Orientation cycle	111	5.3%
12	Classics	135	6.4%
13	Classics	194	9.2%

File : rdc_qb_return

q18: Which is the last school year you attended

Value	Label	Cases	Percentage
14	Classics	168	8.0%
15	Classics	468	22.3%
16	Superior-Graduat	64	3.1%
17	Superior-Graduat	73	3.5%
18	Superior-Graduat	290	13.8%
19	Superior-Licence	20	1.0%
20	Superior-Licence	187	8.9%
21	DES-DEA	14	0.7%
22	DES-DEA	22	1.0%
23	PhD	2	0.1%
24	PhD	5	0.2%
25	PhD	4	0.2%
26	PhD	1	0.0%
27	PhD	14	0.7%
Sysmiss		5	

Warning: these figures indicate the number of cases found in the data file. They cannot be interpreted as summary statistics of the population of interest.

q701d: Start year of the return to DR Congo

Information	[Type= discrete] [Format=numeric] [Range= 1952-2147483624] [Missing=*]
Statistics [NW/ W]	[Valid=400 /-] [Invalid=1703 /-]
Universe	If Ego returned to DR Congo at least once (long or short return)
Pre-question	Fill out one column for each return to DR Congo. E.g. if the total is = 6, fill out 6 columns.
Literal question	701D - 701F. START and END years of the return to DR Congo Start year
Interviewer's instructions	See AGEVEN - If it is a final return, cross out the end year

Value	Label	Cases	Percentage
1961		2	0.5%
1962		1	0.2%
1964		1	0.2%
1965		3	0.8%
1966		2	0.5%
1967		2	0.5%
1968		1	0.2%
1969		2	0.5%
1970		2	0.5%
1971		3	0.8%
1972		1	0.2%
1973		2	0.5%
1974		5	1.2%
1976		4	1.0%
1977		4	1.0%
1978		2	0.5%
1979		3	0.8%

File : rdc_qb_return

q701d: Start year of the return to DR Congo

Value	Label	Cases	Percentage
1980		6	1.5%
1981		1	0.2%
1982		6	1.5%
1983		3	0.8%
1984		5	1.2%
1985		7	1.8%
1986		7	1.8%
1987		17	4.2%
1988		8	2.0%
1989		13	3.2%
1990		4	1.0%
1991		9	2.2%
1992		7	1.8%
1993		15	3.8%
1994		16	4.0%
1995		9	2.2%
1996		14	3.5%
1997		19	4.8%
1998		21	5.2%
1999		7	1.8%
2000		6	1.5%
2001		12	3.0%
2002		10	2.5%
2003		14	3.5%
2004		32	8.0%
2005		15	3.8%
2006		23	5.8%
2007		16	4.0%
2008		24	6.0%
2009		14	3.5%
Sysmiss		1703	

Warning: these figures indicate the number of cases found in the data file. They cannot be interpreted as summary statistics of the population of interest.

q701f: End year of the return to DR Congo

Information	[Type= discrete] [Format=numeric] [Range= 1963-2147483624] [Missing=*]		
Statistics [NW/ W]	[Valid=112 /-] [Invalid=1991 /-]		
Universe	If Ego returned to DR Congo at least once (long or short return)		
Pre-question	Fill out one column for each return to DR Congo. E.g. if the total is = 6, fill out 6 columns.		
Literal question	701D - 701F. START and END years of the return to DR Congo End year		
Interviewer's instructions	See AGEVEN - If it is a final return, cross out the end year		
Value	Label	Cases	Percentage
1964		1	0.9%

File : rdc_qb_return

q701f: End year of the return to DR Congo

Value	Label	Cases	Percentage
1966		1	0.9%
1969		2	1.8%
1970		2	1.8%
1973		1	0.9%
1974		1	0.9%
1975		1	0.9%
1978		1	0.9%
1980		2	1.8%
1982		5	4.5%
1985		2	1.8%
1986		2	1.8%
1987		1	0.9%
1988		2	1.8%
1989		4	3.6%
1990		4	3.6%
1991		1	0.9%
1992		3	2.7%
1993		6	5.4%
1994		2	1.8%
1995		2	1.8%
1996		5	4.5%
1997		7	6.2%
1998		4	3.6%
1999		3	2.7%
2000		5	4.5%
2001		4	3.6%
2002		6	5.4%
2003		1	0.9%
2004		4	3.6%
2005		3	2.7%
2006		5	4.5%
2007		7	6.2%
2008		7	6.2%
2009		5	4.5%
Sysmiss		1991	

Warning: these figures indicate the number of cases found in the data file. They cannot be interpreted as summary statistics of the population of interest.

q702: Country which Ego came from

Information	[Type= discrete] [Format=numeric] [Range= 96000-2147483624] [Missing=*]
Statistics [NW/ W]	[Valid=400 /-] [Invalid=1703 /-]
Universe	If Ego returned to DR Congo at least once (long or short return)
Literal question	702. From which country did you come?
Interviewer's instructions	Attention! Ask systematically, don't rely on AGEVEN.

File : rdc_qb_return

q702: Country which Ego came from

Value	Label	Cases	Percentage
96000	FRANCE	18	4.5%
99109	GERMANY	5	1.2%
99126	GREECE	1	0.2%
99127	ITALY	1	0.2%
99131	BELGIUM	60	15.0%
99132	UNITED KINGDOM	3	0.8%
99134	SPAIN	1	0.2%
99135	NETHERLANDS	1	0.2%
99140	SWITZERLAND	5	1.2%
99201	SAUDI ARABIA	1	0.2%
99208	TURKEY	1	0.2%
99301	EGYPT	1	0.2%
99303	SOUTH AFRICA	7	1.8%
99309	TANZANIA	1	0.2%
99321	BURUNDI	6	1.5%
99322	CAMEROON	2	0.5%
99323	CENTRAL AFRICAN REPUBLIC	8	2.0%
99324	CONGO	112	28.0%
99326	COTE DIVOIRE	2	0.5%
99327	BENIN	1	0.2%
99328	GABON	5	1.2%
99332	KENYA	3	0.8%
99338	NIGERIA	4	1.0%
99339	UGANDA	2	0.5%
99340	RWANDA	6	1.5%
99344	CHAD	1	0.2%
99345	TOGO	2	0.5%
99346	ZAMBIA	7	1.8%
99351	TUNISIA	2	0.5%
99393	MOZAMBIQUE	2	0.5%
99395	ANGOLA	126	31.5%
99397	COMOROS	1	0.2%
99401	CANADA	1	0.2%
99404	UNITED STATES	1	0.2%
Sysmiss		1703	

Warning: these figures indicate the number of cases found in the data file. They cannot be interpreted as summary statistics of the population of interest.

q703: Kind of return

Information	[Type= discrete] [Format=numeric] [Range= 1-2147483624] [Missing=*]
Statistics [NW/ W]	[Valid=400 /-] [Invalid=1703 /-]
Universe	If Ego returned to DR Congo at least once (long or short return)
Source	Interviewer
Pre-question	INTERVIEWER, note:

File : rdc_qb_return

q703: Kind of return

Literal question	703. It was...
Post-question	If q703 in 1 => 705
Interviewer's instructions	see AGEVEN

Value	Label	Cases	Percentage
1	A return to DR Congo of more than 1 year	381	95.2%
2	A return to DR Congo of less than 1 year with the intention of settling	19	4.8%
Sysmiss		1703	

Warning: these figures indicate the number of cases found in the data file. They cannot be interpreted as summary statistics of the population of interest.

q704_1: For how long did you stay (in months)

Information	[Type= continuous] [Format=numeric] [Range= 1-2147483624] [Missing=*]
Statistics [NW/ W]	[Valid=18 /-] [Invalid=2085 /-] [Mean=3.889 /-] [StdDev=2.471 /-]
Universe	If Ego returned to DR Congo at least once (long or short return) If q703 in 2
Literal question	704. For how long did you stay in DR Congo? In months

q704_2: For how long did you stay (in weeks)

Information	[Type= continuous] [Format=numeric] [Range= 2-2147483624] [Missing=*]
Statistics [NW/ W]	[Valid=11 /-] [Invalid=2092 /-] [Mean=0.182 /-] [StdDev=0.405 /-]
Universe	If Ego returned to DR Congo at least once (long or short return) If q703 in 2
Literal question	704. For how long did you stay in DR Congo? In weeks

q704_3: For how long did you stay (in days)

Information	[Type= continuous] [Format=numeric] [Range= 0-2147483624] [Missing=*]
Statistics [NW/ W]	[Valid=11 /-] [Invalid=2092 /-] [Mean=0 /-] [StdDev=0 /-]
Universe	If Ego returned to DR Congo at least once (long or short return) If q703 in 2
Literal question	704. For how long did you stay in DR Congo? In days

q705_1: When you arrived back, for how long did you intend to stay (in years)

Information	[Type= continuous] [Format=numeric] [Range= 0-2147483624] [Missing=*]
Statistics [NW/ W]	[Valid=57 /-] [Invalid=2046 /-] [Mean=2.14 /-] [StdDev=2.715 /-]
Universe	If Ego returned to DR Congo at least once (long or short return)
Literal question	705. When you arrived back in DR Congo, for how long did you intend to stay? In years

q705_2: When you arrived back, for how long did you intend to stay (in months)

Information	[Type= continuous] [Format=numeric] [Range= 1-2147483624] [Missing=*]
Statistics [NW/ W]	[Valid=46 /-] [Invalid=2057 /-] [Mean=3.783 /-] [StdDev=9.319 /-]
Universe	If Ego returned to DR Congo at least once (long or short return)
Literal question	705. When you arrived back in DR Congo, for how long did you intend to stay? In months

File : rdc_qb_return

q705_3: When you arrived back, for how long did you intend to stay (in weeks)

Information	[Type= continuous] [Format=numeric] [Range= 0-2147483624] [Missing=*]
Statistics [NW/ W]	[Valid=43 /-] [Invalid=2060 /-] [Mean=0.0698 /-] [StdDev=0.338 /-]
Universe	If Ego returned to DR Congo at least once (long or short return)
Literal question	705. When you arrived back in DR Congo, for how long did you intend to stay? In weeks

q705_4: When you arrived back, for how long did you intend to stay (in days)

Information	[Type= continuous] [Format=numeric] [Range= 2-2147483624] [Missing=*]
Statistics [NW/ W]	[Valid=43 /-] [Invalid=2060 /-] [Mean=0 /-] [StdDev=0 /-]
Universe	If Ego returned to DR Congo at least once (long or short return)
Literal question	705. When you arrived back in DR Congo, for how long did you intend to stay? In days

q705_5: When you arrived back, for how long did you intend to stay (permanently)

Information	[Type= discrete] [Format=numeric] [Range= 0-2147483624] [Missing=*]
Statistics [NW/ W]	[Valid=344 /-] [Invalid=1759 /-]
Universe	If Ego returned to DR Congo at least once (long or short return)
Literal question	705. When you arrived back in DR Congo, for how long did you intend to stay? Permanently

Value	Label	Cases	Percentage
0	No	56	16.3%
1	Yes	288	83.7%
Sysmiss		1759	

Warning: these figures indicate the number of cases found in the data file. They cannot be interpreted as summary statistics of the population of interest.

q705_6: When you arrived back, for how long did you intend to stay (other)

Information	[Type= discrete] [Format=character] [Missing=*.b/.c]
Statistics [NW/ W]	[Valid=8 /-] [Invalid=2 /-]
Universe	If Ego returned to DR Congo at least once (long or short return)
Literal question	705. When you arrived back in DR Congo, for how long did you intend to stay? Other

Value	Label	Cases	Percentage
0		1	12.5%
5 ANS		1	12.5%
AUCUNE IDEE		1	12.5%
IL N AVAIT AUCUNE IDEE SUR LA DURE		1	12.5%
MON SECRET		1	12.5%
NE SAIT PAS ENCORE		1	12.5%
NSP		1	12.5%
PAS D IDEE		1	12.5%
.b		1	
.c		1	

Warning: these figures indicate the number of cases found in the data file. They cannot be interpreted as summary statistics of the population of interest.

File : rdc_qb_return

q706: For what reasons did you return to live in DR Congo

Information	[Type= discrete] [Format=character] [Missing=*]
Statistics [NW/ W]	[Valid=400 /-]
Universe	If Ego returned to DR Congo at least once (long or short return)
Literal question	706. For what reasons did you return to live in DR Congo?
Interviewer's instructions	Note the precise answer in plain text.

Value	Label	Cases	Percentage
.b		26	6.5%
A CAUSE DE LA GUERRE		1	0.2%
A CAUSE DE LA GUERRE		1	0.2%
A CAUSE DE LA GUERRE CIVILE		1	0.2%
A CAUSE DE LA GUERRE EN ANGOLA		2	0.5%
A CAUSE DE LA MALADIE		1	0.2%
A CAUSE DE LA MALADIE DE SA PETITE SOEUR		1	0.2%
A CAUSE DU DECES DE PAPA		1	0.2%
A CAUSE DU REFOULEMENT		1	0.2%
A CAUSE DU REFOULEMENT ET D UNE MALADIE QUE J AVAIS		1	0.2%
A LA DEMANDE DE NOTRE FILLE		1	0.2%
A LA DEMANDE DE PAPA		1	0.2%
A LA SUITE DE LA MORT DE MON PERE		1	0.2%
APPEL DU RESPONSABLE DE L EGLISE		1	0.2%
APRES AVOIR TERMINER MES ETUDES ET JE SUIS RENTRE POUR TRAVAILLER DANS MON PAYS		1	0.2%

File : rdc_qb_return

q706: For what reasons did you return to live in DR Congo

Value	Label	Cases	Percentage
APRES MON STAGE DE PERFECTIONNE JA ME SUIS DECIDE DE RETOURNER		1	0.2%
AVEC LE CHANGEMENT DE REGIME ON A CRU QUE LES CHOSES ALLE CHANGE		1	0.2%
Après les études, quand j'ai eu mon diplôme, pour travailler dans mon pays		1	0.2%
C EST LA MAMAN QUI AVAIT DECIDE DE RENTRE		1	0.2%
C EST MO N PAYS, C EST ICI OU SE TROUVE MES PARENTS		1	0.2%
C EST MON MARI QUI EN DECIDE		1	0.2%
C EST MON PAYS		4	1.0%
C EST MON PAYS J Y AVAIS MA FAMILLE C ETAIT POUR LE TRAVAIL QUE J ETAIS PARTI EN ANGOLA		1	0.2%
C EST MON PAYS D ORIGINE		1	0.2%
C EST MON PAYS NATAL		1	0.2%
C EST SON PAYS IL EST RENTRE DE GRE		1	0.2%
C EST UN PAYS QUE J AIME BEAUCOUP		1	0.2%
C ETAIT LA FIN DE LA		1	0.2%

File : rdc_qb_return

q706: For what reasons did you return to live in DR Congo

Value	Label	Cases	Percentage
FORMATION MILITAIRE			
C ETAIT LA FIN DE LA FORMATION POLICIERE		1	0.2%
C ETAIT POR LE TRAVAIL DE MON MARI		1	0.2%
C ETAIT SUR DECISION DE MON PAPA		1	0.2%
C ETAIT UNE FORMATION		1	0.2%
C'EST MON PAYS ET MA FAMILLE EST ICI		1	0.2%
CA N ALLAIS PLUS LA BAS		1	0.2%
CONGE		1	0.2%
CONTINUER MES ETUDES		2	0.5%
CONTINUER MES ETUDES A KINSHASA		1	0.2%
CONTINUER MON BOULOT		1	0.2%
Car son employeur l'avait nomme/ mute la-bas		1	0.2%
Convalescence apres une maladie		1	0.2%
DECES DE MON PERE		1	0.2%
DECES DU MARI A BRAZZAVILLE		1	0.2%
DECES DU PERE NOURRICIER		1	0.2%
DECISION DE MA TANTE		1	0.2%
DECISION DES PARENTS		1	0.2%
DECISION DU MARI		1	0.2%
DIVORCE AVEC MA CONJOINTE		1	0.2%
DIVORCE ET MON ETAT DE SANTE		1	0.2%

File : rdc_qb_return

q706: For what reasons did you return to live in DR Congo

Value	Label	Cases	Percentage
PRECAIRE MORALE DE L EPOUSE			
Demande d'asile refusee + manque de moyens		1	0.2%
ELL EDEPENDAIT DE SA MERE		1	0.2%
ELLE ETAIT RENTREE POUR LES SOINS MEDICAUX DES ENFANTS		1	0.2%
ETUDES		1	0.2%
EXPULSE PAR LE GOUVERNEMENT ANGOLAIS		1	0.2%
FAUTE DES DOCUMENTS VALABLES		1	0.2%
FIN D ETUDES ET ENVIE DE TRAVAILLER EN R D C		1	0.2%
FIN DE LA FORMATION		2	0.5%
FIN DE LA VISITE		2	0.5%
FIN DE MES ETUDES		1	0.2%
FIN DE MISSION DE PAPA		1	0.2%
FIN DES ETUDES		1	0.2%
FIN DU CONTRAT DE TRAVAIL ET JE VOULAIS TRVAILLER DANS MON PAYS		1	0.2%
FIN DU PREMIER MANDAT AVEC LES NATIONS UNIES		1	0.2%
FIN DU VOYAGE MISSIONNAIRE		1	0.2%

File : rdc_qb_return

q706: For what reasons did you return to live in DR Congo

Value	Label	Cases	Percentage
Fin des etudes de mon mari en Belgique		1	0.2%
Fin des etudes en Belgique		1	0.2%
GUERISON		1	0.2%
GUERRE		1	0.2%
GUERRE CIVILE A BRAZZA VILLE		1	0.2%
HERITAGE DE MON PERE QUI EST DECEDE		1	0.2%
IL AVAIT ECHOUE AUX ETUDES CAD EPUISE A L UNIVERSITE		1	0.2%
IL AVAIT GUERRE EN ENGOLA		1	0.2%
IL AVAIT L ARGENT		1	0.2%
IL AVAIT L ENVIE DE RENTRER AU PAYS		1	0.2%
IL AVAIT PRIS TROP DE POID		1	0.2%
IL ETAIT VENU REJOINDRE SA FAMILLE ET IL AVAIT GAGNE L ARGENT		1	0.2%
IL N Y A PLUS DES TRAVAIUX ABRAZZA TELLEMNET QU IL Y A TROP DE CONGOLAIS RDC		1	0.2%
IL TROUVE UN QUI LUI A PERMIS DE VIVRE UN PEU MIEUX		1	0.2%
IL Y A EU DES OUVERTURES, INSTALLER UNE		1	0.2%

File : rdc_qb_return

q706: For what reasons did you return to live in DR Congo

Value	Label	Cases	Percentage
ENTREPRISE MULTINATION.			
ILS ETAIENT REFOULES		1	0.2%
INCOMPREHEN AVEC L EPOUSE DE L ONCLE. INCOMPATIBIL DE COMPORTEME		1	0.2%
INSECURITE DANS LE COMMERCE POUR LES ETRANGERS		1	0.2%
INSECURITE EN REPUBLIQUE CENTRE AFRICAIN		1	0.2%
INSECURITE GRANDISSANT		1	0.2%
INSECURITE PROBLEME D EMPLOI		1	0.2%
INSECURITE RETROUVER MES ENFANTS		1	0.2%
ISOLEMENT		1	0.2%
J AI DECIDE DE RENTRER MOI MEME AU PAYS		1	0.2%
J AI DECIDE MOI MEME DE VENIR FAIRE MES AFFAIRES AU PAYS		1	0.2%
J AI ESTIME QUE MON TEMPS E VISITE CONSOMME JE DEVAIS RENTRER EN FAMILLE		1	0.2%
J AI ETE EXPULSE DE L ANGOLA		1	0.2%
J AI ETE REFOULER		1	0.2%
J AI EU L ARGENT QUE JE CHERCHAI POUR LES		1	0.2%

File : rdc_qb_return

q706: For what reasons did you return to live in DR Congo

Value	Label	Cases	Percentage
AFFAIRES ET MA FEMME M ATTENDAIT			
J AI OBETENU UN MONTANT IMPORTANT		1	0.2%
J AI TERMINE MES ETUDES		2	0.5%
J AVAIS TROUVE BEAUCOUP D ARGENT QUI POUVAIT ME PERTTRE DE FAIRE LE COMMERCE AU CONGO		1	0.2%
J AVAIS ATTEINT MON OBJECTIF D AVOIR UN FOND DE DEMARRAGE		1	0.2%
J AVAIS DES PROBLEMES AVEC MON CONJOINT		1	0.2%
J AVAIS DIVORCER D AVEC MON MARI		1	0.2%
J AVAIS EU CE QUE JE VOULAIS		1	0.2%
J AVAIS FINI MES ETUDES JE NE POUVAIS QUE RENTRER AU PAYS		1	0.2%
J AVAIS FINI MON CONTRAT DE BOURSE ET MES ETUDES		1	0.2%
J AVAIS FINI MON DEA ET J AVAIS PREFERE RENTRER AU PAYS		1	0.2%
J AVAIS FINIS MA FORMATION		1	0.2%
J AVAIS QUITTE L ORCHESTRE		1	0.2%

File : rdc_qb_return

q706: For what reasons did you return to live in DR Congo

Value	Label	Cases	Percentage
J AVAIS UN FONDS INTERESSANT		1	0.2%
J AVAIT AIDE MA SOEUR QUI AVAIT ACCOUCHEE MOI MEME AUSSI J AVAIT UN BEBE		1	0.2%
J AVAIT DEJA ATTEINT MON OBJECTIF DE PAYER UNE MAISON A KINSHASA		1	0.2%
J AVIS LAISSE LES ENFANT EN RDC		1	0.2%
J ECHOUÉ D ALLER AU ROYAUME UNI RETROUVER MA FAMILLE		1	0.2%
J EN AVAIS ASSEZ DES TRACASSERIE ADMINISTRATIVE EN EUROPE		1	0.2%
J ETAIS A LA FIN DE MES ETUDES		1	0.2%
J ETAIS A LA FIN DE MON CONTRAT DE TRAVAIL		1	0.2%
J ETAIS DERANGE PAR MANQUE DES DOCUMENTS APPROPRIES		1	0.2%
J ETAIS REFOULE LORS DES ELECTIONS PRESIDENTIELLES		1	0.2%
J ETAIS REFOULE PAR LE GOUVERNEMENT ANGOLAIS ET J AI PERDU BEAUCOUP DES CHOSES		1	0.2%

File : rdc_qb_return

q706: For what reasons did you return to live in DR Congo

Value	Label	Cases	Percentage
J ETAIS RESTE SEUL, INSECURITE		1	0.2%
J ETAIS TOMBEE SERIEUSEMENT MALADE		1	0.2%
J ETAIT ESCROQUE ET JE NE POUVAIS QUE REVENIR		1	0.2%
J ETAIT MALADE ET JE VOULAIS VOIR MON PERE ET MES ENFANTS		1	0.2%
J Y AVAIS LAISSE LES ENFANTS DE MOINS DE 5 ANS		1	0.2%
J Y AVAIS MA RESIDENCE		1	0.2%
J' AVAIS DEJA ACQUIS MA PARCELLE A KINSHASA ET LES CONDITIONS DE SEJOUR E ANGOLA DEVENAIENT DIFFICILE,		1	0.2%
J'AVAIS MES RAISONS . MON BUT ETAIT DE PASSER VERS L'ANGOLA POUR ALLER EN FRANCE		1	0.2%
J'ETAIS FATIGUE DE RESTER EN TERRE ETRANGERE ET MON MARI A DECIDE DE RENTRE		1	0.2%
J'ETAIS VICTIME A LA FRONTIERE,ON M'A VOLE 800\$		1	0.2%
J'avais d'autres enfants qui		1	0.2%

File : rdc_qb_return

q706: For what reasons did you return to live in DR Congo

Value	Label	Cases	Percentage
etaient restes au Congo			
JE DEPENDAIS TOTALEMENT DE MES PARENTS		1	0.2%
JE DEVAIS COMMENCER L UNIVERSITE		1	0.2%
JE DEVAIS RENTRER CHEZ MOI		1	0.2%
JE DEVAIS RETOURNER CHEZ MOI APRES AVOIR EU CE QUE JE CHERCHER		1	0.2%
JE DEVAIS RETOURNER CHEZ NOUS		1	0.2%
JE DEVAIS REVENIR A MON FOYER		1	0.2%
JE DEVRAIS VENIR RENDRE VISITE A MA FAMILLE		1	0.2%
JE ME SUIS TROUVE DANS L'INSECURITE		1	0.2%
JE N AI PAS PU ATTEINDRE L ANGLETERRE QUE J AVAIS VISE AUPARAVANT.		1	0.2%
JE N AVAIS PAS OBTENU LES PAPIERS POUR RESIDER EN EUROPE		1	0.2%
JE N AVAIS PAS PU GAGNER MA VIE LA BAS ET SURTOUT C'ÉTAIT A CAUSE DE LA GUERRE REFOULEMENT		1	0.2%
JE N'AVAIS PAS BESOIN DE RESTER		1	0.2%

File : rdc_qb_return

q706: For what reasons did you return to live in DR Congo

Value	Label	Cases	Percentage
LONGTEMPS LA BAS			
JE NE SUIS PAS ALLE A LUANDA POUR Y DEMEURER DEFENITIVEME		1	0.2%
JE NE SUIS PLUS EN MESURE DE LOUER UNE MAISON AU CONGO BRAZZAVILLE		1	0.2%
JE SUIS RENTRE VIVRE CHEZ NOUS C'EST- A-DIRE QUE CHEZ MES PARENTS		1	0.2%
JE SUIS ALLER POUR UNE COURTE DUREE ET JE SUIS RENTRE DANS MON PAYS		1	0.2%
JE SUIS RESTE POURSUIVRE MES ETUDES EN RDC		1	0.2%
JE SUIS RETOURNE CHEZ MOI		1	0.2%
JE TROUVE L ARGENT QUE J AI CHERCHER JE POUVAIS ALLER INVESTIR AU CONGO		1	0.2%
JE VOULAIS REGAGNER MON PAYS PARCE QUE JE N AVAIS PLUS DE BOULOT A BRAZZAVILLE		1	0.2%
JE VOULAIS REJOINDRE MA FAMILLE		1	0.2%
JE VOULAIS SEULEMENT RETURNER AU CONGO		1	0.2%

File : rdc_qb_return

q706: For what reasons did you return to live in DR Congo

Value	Label	Cases	Percentage
JE VOULAIS VOIR MA FAMILLE		1	0.2%
JUSTE APRES LE DECES DE NOTRE GRANDE SOEUR		1	0.2%
Je ne m'entendais plus avec mon mari		1	0.2%
Je ne travaillais plus et n'avais plus de sejour, j'avais une promesse de travail au pays		1	0.2%
Je suis rentre pour travailler; j'avais une offre d'emploi qui m'attendait		1	0.2%
Je suis rentre retrouver mon travail car j'etais en detachement.		1	0.2%
L INSECURITE		1	0.2%
L INSECURITE ET AL TRACASSERIE ANGOLAISE		1	0.2%
L'EGLISE A ENCORE MUTE MON MARI		1	0.2%
LA GUERRE		1	0.2%
LA BAS CE N EST PAS CHEZ NOUS		1	0.2%
LA CAMPAGNE AVAIT PRIS FIN ET MON CONTRAT DE TRAVAIL ETAIT ARRIVER A SA FIN		1	0.2%
LA DUREE PREVUE PAR L ONU ETAIT ARRIVEE A TERME		1	0.2%
LA FONCTION PREVUE ETAIT FINIE		1	0.2%

File : rdc_qb_return

q706: For what reasons did you return to live in DR Congo

Value	Label	Cases	Percentage
LA FORMATION AVAIT PRIOOS FIN		1	0.2%
LA GUERRE A BRAZAVILLE		1	0.2%
LA GUERRE A BRAZZAVILLE		1	0.2%
LA GUERRE DE 5 JOURS QUI A FAIT QU ON RENTRE		1	0.2%
LA GUERRE DE L ANGOLA		1	0.2%
LA GUERRE DE TUTSHI ET DE HUTU AU RWANDA		1	0.2%
LA GUERRE ENTRE SAVIMBI ET EDUARDO QUI M A FAIT FUIR		1	0.2%
LA GUERRE ETAIT FINIT		1	0.2%
LA GUERRE QUI A OPPOSE SAVIMBI A EDOUARDOS		1	0.2%
LA LOI INTERDIT A TOUT ETRANGER DE RESTER EN BELGIQUE SANS TRAVAIL NI ETUDES		1	0.2%
LA MALADI DE MON PERE		1	0.2%
LA MISSION DE L'ONCLE ETAIT FINIE,ON DEPENDAIT DE LUI		1	0.2%
LA MORT DE MON MARI		1	0.2%
LA MORT DE SAVIMBI		1	0.2%
LA NOSTRAGIE DE LA RDC		1	0.2%
LA SITUATION DONT ON ME RECHERCHER ETAIT		1	0.2%

File : rdc_qb_return

q706: For what reasons did you return to live in DR Congo

Value	Label	Cases	Percentage
FINIE ET CE DETOURNEMENT ETAIT FAIT PAR UNE AUTRE PERSONNE			
LA SITUATION ECONOMIQUE DU PAYS NE TENAIT PLUS JE DEVAIS RENTRE		1	0.2%
LA VIE D ANGOLA NE PLAISAIT PLUS		1	0.2%
LA VISITE ETAIT TERMINEE JE JUGE BON DE RENTERE		1	0.2%
LE CONGO C EST MON PAYS J EN AVAIS ASSEZ AVEC LES TRACASSERIE POLICIERE		1	0.2%
LE CONTRAT DE MON MARI ETAIT ARRIVER A SA FIN		1	0.2%
LE CONTRAT DES PARENTS AVAIT TOUCHE A SA FIN		1	0.2%
LE DECES DE MA PETITE SOEUR		1	0.2%
LE DEUXIEME MANDAT A %TAIT FINI		1	0.2%
LE MANDAT DE TRAVAIL DE PAPA ETAIT A LA FIN		1	0.2%
LE MARI AVAIT DECIDE DE RESTER AU PAYS		1	0.2%
LE MARI DE MA TANTE ETAIT DECEDE PLUS PERSONNE		1	0.2%

File : rdc_qb_return

q706: For what reasons did you return to live in DR Congo

Value	Label	Cases	Percentage
POUR S OCCUPER DE NOUS			
LE PATRON AVAIT DECIDER DE REGAGNER		1	0.2%
LE SEJOUR DES PARENTS AVAIT ATTEINT SON OBJECTIF		1	0.2%
LE SJOIR SELON LE TERME DU CONTRAT ETAIT ARRIVER A SA FIN		1	0.2%
LE TRAVAIL DE MON MARI ETAIT FIN MANDAT		1	0.2%
LE VOYAGE NE S ANNONCE PAS TOUJOURS JE SUIS RENTRE POUR CONTINUER MES ETUDES		1	0.2%
LES AFFAIRES NE MARCHAIENT PLUS BIEN		1	0.2%
LES AFFAIRES NE MARCHAIENT PLUS BIEN LA OU NOUS ETIONS		1	0.2%
LES CONGOLAIS ONT ETE CHASSES PARLES SOLDATS ANGOLAIS DANS CE TERRITOIRE		1	0.2%
LES DEMARCHES N ONT PAS ABOUTIES		1	0.2%
LES DEMARCHES N ONT PAS ABOUTIT		1	0.2%

File : rdc_qb_return

q706: For what reasons did you return to live in DR Congo

Value	Label	Cases	Percentage
LES ETUDES		1	0.2%
LES ETUDES ETAIENT FINIES		1	0.2%
LES GUERRES		1	0.2%
LES PARENTS ONT DECIDE DE REVENIR EN RDC		1	0.2%
LEVRETOUR DES PARENTS AU PAYS A INFLUENCER MON RETOUR		1	0.2%
Les etudes : faire une partie de ma these au Congo		1	0.2%
Les etudes de mon conjoint etant terminees, toute la famille est rentree au Congo		1	0.2%
MA COPINE ETAIT ENCEINTE QUAND JE SUIS PARTI		1	0.2%
MA COUSINE ETAIT DECEDEE		1	0.2%
MA FAMILLE EST ICI ET JE VAIS RESTER PROCHE D ELLE		1	0.2%
MA FAMILLE EST VENU A RECHERCHE ET JE N AVAIS PAS D AUTRES ALTERNATIVES		1	0.2%
MA GRANDE SOEUR M A DEMANDER DE RENTRER EN RDC		1	0.2%
MA MERE A DECIDE DE RENTRE AU PAYS		1	0.2%
MA MERE M A RAMENER		1	0.2%
MA TANTE TROUVE QUE MON		1	0.2%

File : rdc_qb_return

q706: For what reasons did you return to live in DR Congo

Value	Label	Cases	Percentage
COMPORTEMENT NE LUI PLAIT PAS			
MAUVAISE GERANCE DE MES AFFAIRES PAR MES AFFAIRES		1	0.2%
ME PREPARER POUR Y RESTER DEFINITIVEMENT		1	0.2%
MES AFFAIRES AVAIENT EMERGE J AVAIS GAGNE BEAUCOUP D ARGENT ET JE VOULAIS VENIR CONTINUER AVEC CE COMMERCE EN RDC		1	0.2%
MES GRANDS FRERES M ONT FINANCE POUR FAIRE LE CHAMP		1	0.2%
MES PARENTS ME RECLAMAIENT		1	0.2%
METTRE EN PLACE UN PROJET AGRICOLE		1	0.2%
MINSTALLER ET CREER UN AUTRE CENTRE D'ACTIVITES DU PAYS		1	0.2%
MON EPOUX A VU QU'IL AVAIT DEJA L'ESSENTIEL ET CE N'ETAIT PAS CHEZ NOUS		1	0.2%
MON CONJOINT SE MECONDUISAIT AVEC LES FEMMES DE LA RUE		1	0.2%

File : rdc_qb_return

q706: For what reasons did you return to live in DR Congo

Value	Label	Cases	Percentage
MON EPOUX M AVAIT ABANDONNE		1	0.2%
MON GRAND FRERE ETAIT DECEDE ET PUIS LE REFOULEMENT DES CONGOLAIS M A ENCORE DECOURAGER		1	0.2%
MON MARI NE TRAVAILLAT PLUS		1	0.2%
MON MARI NE VOULAIT PLUS RESTER LA BAS		1	0.2%
MON MARI Y ETIAT REVENU AU PAYS		1	0.2%
MON MARIE EST TOMBE MALADE		1	0.2%
MON PATRON CHEZ QUI JE TRAVAILLAIT EST RENTRE DANS SON PAYS		1	0.2%
MON PAYS D ORIGINE, LES ETUDES		1	0.2%
MON PERE AVAIT BESOIN DE MOI		1	0.2%
MON PERE MENACAIT MA MERE		1	0.2%
MON PERE VENAIT DE TERMINER SES ETUDES		1	0.2%
MON VOYAGE EN ANGOLA ETAIT POUR BATIR COMME MACON J AI FINI JE DEVAIS REVENIR		1	0.2%
Ma bourse etait epuisee		1	0.2%

File : rdc_qb_return

q706: For what reasons did you return to live in DR Congo

Value	Label	Cases	Percentage
Ma bourse etait terminee		1	0.2%
Ma formation est terminee, je suis rentree pour travailler		1	0.2%
NOU ETIONS REFULES EN ANGOLA		1	0.2%
NOUS AVIONS ETE EXPULSES PAR LES AUTORITES ANGOLAISES		1	0.2%
NOUS NOUS SOMMES CHAMAILLES AVEC L EPOUSE DE L ONCLE QUI NE VOULAIT PAS QUE J ETUDIE		1	0.2%
NOUS NOUS SOMMES SEPARES AVEC MON CONJOINT		1	0.2%
NOUS SOMMES MIEUX CHEZ NOUS		1	0.2%
Nous sommes alles nous marier et travailler au congo avec mon marie qui voulait travailler la-bas		1	0.2%
OBJECTIF ATTEINT EPUIS J AVAIS DEJA UN ENFANT		1	0.2%
ON NOUS A REFOULE		1	0.2%
ON A ETE REFOULE		1	0.2%
ON M A FAIT RETOURNER DE LA POUR VENIR TRAVAILLER A LA COMPAGNIE FAMILIALE		1	0.2%
ON M A INTERPELE A		1	0.2%

File : rdc_qb_return

q706: For what reasons did you return to live in DR Congo

Value	Label	Cases	Percentage
LA BAT C EST POURQUOI JE SUIS RENTRE			
ON M AVAIT ESCROQUE JE NE POUVAIS PLUS CONTINUER LA VIE LA A BRAZZA VILLE		1	0.2%
ON MA VOLE L ARGENT ET LA MORT DE MA TANTE MATERNELLE ETAIENT LES 2 MOTIFS DE MON RETOUR		1	0.2%
ON MA VOLE LES MARCHANDISE		1	0.2%
OPERATION CHIRURGICALE DE MON MARI		1	0.2%
On m'a refoule. On me soupçonnait d'espionnage et on m'a mis en prison		1	0.2%
PAR MA PROPRE VOLONTE		1	0.2%
PAR CE QUE A LA FIN DE MON SEJOUR JE DEVAIS RENTRER CHEZ MOI		1	0.2%
PAR CE QUE LE CONTRAT DE TRAVAIL ETAIT A TERME		1	0.2%
PARCE QUE C EST NOTRE PAYS ET MON MARI A FINI SES ETUDES		1	0.2%
PARCE QUE JE N AI PAS TROUVE DU TRAVAIL		1	0.2%
PARCE QUE LES ENFANTS ETAIENT RESTAIENT SEULS		1	0.2%

File : rdc_qb_return

q706: For what reasons did you return to live in DR Congo

Value	Label	Cases	Percentage
PARCE QUE MON MARI AVAIT ETE MUTE A BASANKUSU		1	0.2%
PARCE QUE PAS MON PAYS D ORIGINE		1	0.2%
PARCEQUE J'AVAIS LAISSE MON FOYE ICI EN RDC		1	0.2%
PARCEQUE LES PARENTS SONT VENU		1	0.2%
PAS DE BONNE VIE LA BAS DECIDER DE RENTRE AU PAYS		1	0.2%
PAYS ETRANGER JE DOIS RENTRE CHEZ MOI		1	0.2%
PLUS DE DANGER POUR MON MARI CAR LA DEMOCRATIE ETAIT REVENU AU PAYS		1	0.2%
POUR CONTINUER MES ETUDES		1	0.2%
POUR CONTINUER MON TRAVAIL AU CLINIQUE NGALIEMA		1	0.2%
POUR ETUDIER		1	0.2%
POUR FAIRE MES AFFAIRES		1	0.2%
POUR INVESTIR DANS MON PAYS		1	0.2%
POUR LA MALADIE DE LA MERE		1	0.2%

File : rdc_qb_return

q706: For what reasons did you return to live in DR Congo

Value	Label	Cases	Percentage
POUR LE TRAVAIL PARCEQUE JE SUIS PARTI EN FORMATION PROFESSIONNE ET QUAND LA FORMATION? JE SUIS RENTRE		1	0.2%
POUR M OCCUPER DE MON PETIT FILS RESTER AU CONGO D. R.		1	0.2%
POUR QUE MON MARI VIENNE TRAVAILLER EN RDC		1	0.2%
POUR RAISON D'ETUDES		1	0.2%
POUR RAISON DE SANTE AUSSI LES ENFANTS VIVAIENT SEUL ICI		1	0.2%
POUR REJOINDRE MON PERE ET MES FRERES ET SOEURS		1	0.2%
POUR TRAVAILLER		1	0.2%
POUR TRAVAILLER ET BATIR UNE VIE		1	0.2%
POUR VIVRE EN FAMILLE		1	0.2%
POUR VIVRE EN HARMONIE AVEC MA FEMME		1	0.2%
POUR Y TRAVAILLER		1	0.2%
POURSUIVRE LES ETUDES		1	0.2%
PROBLEMES CONJUGAUX		1	0.2%
Parti pour un projet europeen pour financer		1	0.2%

File : rdc_qb_return

q706: For what reasons did you return to live in DR Congo

Value	Label	Cases	Percentage
la construction d'une route			
Pour continuer le travail la-bas + Etudes finies		1	0.2%
Pour la recherche et etudier les possibilites pour venir revivre au Congo		1	0.2%
Pour monter une societe de transports.		1	0.2%
Pour rejoindre mon mari alle y travaille		1	0.2%
Pour suivre mon mari qui devait travailler a l'universite qui avait envoye mon mari aux etudes		1	0.2%
Pour suivre mon mari retourne travailler au Congo, les conditions y etaient favorables		1	0.2%
Pour trouver un boulot et me reinserer		1	0.2%
RAISON DE SANTE		1	0.2%
RAISON DE TRAVAIL		2	0.5%
RAISONS PERSONNELLES		1	0.2%
RAPPELER PAR L EMPLOYEUR		1	0.2%
REFOULE		2	0.5%
REFOULEMENT		11	2.8%
REFOULEMENT PAR LE GOUVERNEMENT ANGOLAIS		1	0.2%
REFOULER DE L ESPAGNE		1	0.2%
REFOULER PAR LE GOUVERNEMENT ANGOLAIS		1	0.2%

File : rdc_qb_return

q706: For what reasons did you return to live in DR Congo

Value	Label	Cases	Percentage
REFOULES A CAUSE DES PAPIERS		1	0.2%
REJOINDRE MON MARI PUISQUE MON MARI ME DERANGAIT BEAUCOUP A CAUSE DE SON ENFANT		1	0.2%
REJOINDRE LES ENFANTS		1	0.2%
REJOINDRE MA FAMILLE		3	0.8%
REJOINDRE MA FAMILLE ET C EST AUSSI MON PAYS D ORIIGINE		1	0.2%
REJOINDRE MA FAMILLE ET RETOURNER DANS MON PAYS		1	0.2%
REJOINDRE MON MARI QUI EST REVENU TRAVAILLER EN RDC		1	0.2%
REJOINDRE SA FAMILLE		1	0.2%
RESOLUTION DES CONFLITS REJOINTRE MES ENFANTS		1	0.2%
RETOUR DANS MA FAMILLE		1	0.2%
RETROUVER LA FAMILLE		1	0.2%
RETROUVER MA FAMILLE		1	0.2%
RETROUVER MA FAMILLE, VIVRE DANS MON PAYS		1	0.2%
RETROUVER MA FEMME ET MA MAISON		1	0.2%
RETROUVER MA FILLE ET CONSTRUIRE MA MAISON		1	0.2%

File : rdc_qb_return

q706: For what reasons did you return to live in DR Congo

Value	Label	Cases	Percentage
RETROUVER MON FOYER		1	0.2%
RETROUVER UNE VIE STABLE		1	0.2%
RIEN NE MARCHAIT EN ANGOLA JE PREFERAIS RETOURNER AU PÃ,,YS		1	0.2%
RUPTURE DE RELATION ENTRE LE DEUX PAYS		1	0.2%
Rejoindre mon fiance et pouvoir nous marier		1	0.2%
Rentrer chez moi. ENtraîneur de l'equipe nationale de boxe.		1	0.2%
SELON LA LOI GD ON NE PEUT CONTINUER A RESIDER EN BELGIQUE QUANT ON ETUDIE PAS OU QUAND ON NE TRAVAILLE PAS		1	0.2%
SERVIR L ETAT CONGOLAIS		1	0.2%
SUIS VENUN VISITER MON PERE MALADE		1	0.2%
SUITE A UNE EPIDEMIE EN ANGOLA		1	0.2%
SUITE REFOULLEMEN DES CONGOLAIS PAR L ETAT ANGOLAIS		1	0.2%
TERMINER MES ETUDES		1	0.2%
TRAVAILLER		1	0.2%
TROP DE TRACASSERIES		1	0.2%

File : rdc_qb_return

q706: For what reasons did you return to live in DR Congo

Value	Label	Cases	Percentage
TROP DE TRACASSERIES INSECURITE MILITAIRE		1	0.2%
TROP DES TRACASSERIES POLICIERES		1	0.2%
TROUBLES POLITIQUES A BRAZZAVILLE		1	0.2%
UN AUTRE CONGOLAIS QUI M A LIBERE EN PRISON ET M A PAYE LE BILLET DE RETOUR EN RD CONGO		1	0.2%
UNE FOIS MES ETUDES FINIS JE DEVAIS RENTRER		1	0.2%
VIVRE AVEC MA FAMILLE		1	0.2%
VOIR MA FAMILLE		1	0.2%
difficulte a developper ses talents d'artiste		1	0.2%
en Afrique du Sud on disait qu'il fallait demander l'asile ou renoncer a la nationalite congolaise		1	0.2%
il fallait etre inscrit a l'ordre de medecins congolais		1	0.2%
la fin des soins medicaux qui me retenaient en Belgique		1	0.2%
le mari avait signe un contrat de 3 ans mais a cause de Kabila le contrat a ete rompu		1	0.2%
le mari avait trouve un travail pour 2 ans		1	0.2%
les choses n'ont pas marche avec mon pere et		1	0.2%

File : rdc_qb_return

q706: For what reasons did you return to live in DR Congo

Value	Label	Cases	Percentage
j'etais oblige de rentrer			
les etudes : faire une partie de ma these au Congo		1	0.2%
les etudes ont pris fin et il fallait rentrer		1	0.2%
les soins medicaux en Belgique sont arrives a leur fin		1	0.2%
non reponse		1	0.2%
on est mieux chez soi, on a le minimum, on a la securite; mais tout est cadencee, on ne peut pas s'exprimer, initiatives sont bloques; moyens de s'epanouir plus grands en RDC. Les terrains etaient achetes pour usage commercial		1	0.2%
raisons familiales		1	0.2%
retour du pere au Congo et tout le monde a suivi		1	0.2%

Warning: these figures indicate the number of cases found in the data file. They cannot be interpreted as summary statistics of the population of interest.

q706c2: Reasons for return coded level 2

Information	[Type= discrete] [Format=numeric] [Range= 111-726] [Missing=*]
Statistics [NW/ W]	[Valid=374 /-] [Invalid=1729 /-]
Universe	If Ego returned to DR Congo at least once (long or short return)
Notes	Reasons for return coded level 2, constructed from the open variable q706 (detailed codes more than 20)

Value	Label	Cases	Percentage
111	Join partner	10	2.7%
112	Join relative	1	0.3%
113	To get married	1	0.3%
121	Accompany partner	6	1.6%
122	Accompany relative	0	
131	Family visit	3	0.8%
141	Family obligation / to take care of family	5	1.3%
142	Children education	1	0.3%
143	Miss my family/ to be protected by family/to get closer to f	22	5.9%

File : rdc_qb_return

q706c2: Reasons for return coded level 2

Value	Label	Cases	Percentage
151	Death of partner	2	0.5%
152	Death of parent/ other relative	12	3.2%
153	Illness of partner	2	0.5%
154	Illness of parent/ other relative	5	1.3%
155	Divorce, problems with partner	9	2.4%
156	Cohabitation problems with co-partner	0	
157	Family problem	1	0.3%
161	Decision of somebody else	0	
162	Decision of partner	2	0.5%
163	Decision of a parent / another relative	6	1.6%
164	Return of parents / guardian	13	3.5%
171	Other family reasons	15	4.0%
211	End of contract / mission	18	4.8%
212	Unemployment/ no job opportunity/ difficulties to find a job	7	1.9%
213	Lost his job / fired	2	0.5%
214	Business doesn t work well	3	0.8%
215	Fed up with work abroad	0	
221	Look for a job	8	2.1%
222	Set a business / take care of his business	5	1.3%
223	Got an employment contract / mission	2	0.5%
227	Develop his skills / use his experience / got enough experie	1	0.3%
228	Work in catering / in agriculture / in a specific field	0	
229	Business trip	0	
230	To learn a job / a business	0	
231	To return back to his job	5	1.3%
311	End of studies abroad	23	6.1%
312	End of training abroad	1	0.3%
313	Pursue studies in his origin country	16	4.3%
314	End of the scholarship	2	0.5%
411	Financial problems / low earnings / higher earnings in Seneg	2	0.5%
412	Devaluation	0	
413	racism/ xenophobia	0	
414	Instability/ insecurity / war	31	8.3%
415	Fed up/deceived with life abroad / Fed up of people in host	5	1.3%
416	Hard living conditions	7	1.9%
511	Expulsion	33	8.8%
512	End of residence permit / no residence permit	4	1.1%
513	Committed offence and expulsion	1	0.3%
514	Got residence permit / citizenship	0	
516	End of stay	2	0.5%
517	Authorized to leave the country	0	
519	To make steps to leave the origin country	0	
611	Invest money	1	0.3%

File : rdc_qb_return

q706c2: Reasons for return coded level 2

Value	Label	Cases	Percentage
612	Build or buy a house	0	
711	Other	19	5.1%
712	Illness/convalescent	7	1.9%
713	Recovery/end of the treatment	2	0.5%
714	Retirement/old age	0	
715	To go somewhere else	1	0.3%
716	Failed attempt	4	1.1%
717	Desire to return in home country / nostalgia	29	7.8%
718	To take a rest	0	
719	Death of a friend	0	
721	Things went bad / didn t go as planned	0	
723	Didn t reach his target	1	0.3%
724	Political reasons	2	0.5%
725	Improving conditions in origin country	3	0.8%
726	Had gathered enough money	11	2.9%
Sysmiss		1729	

Warning: these figures indicate the number of cases found in the data file. They cannot be interpreted as summary statistics of the population of interest.

q706c1: Reasons for return coded level 1

Information	[Type= discrete] [Format=numeric] [Range= 1-2147483624] [Missing=*]
Statistics [NW/ W]	[Valid=374 /-] [Invalid=1729 /-]
Universe	If Ego returned to DR Congo at least once (long or short return)
Notes	Reasons for return coded level 1, constructed from the open variable q706

Value	Label	Cases	Percentage
1	Family reasons	116	31.0%
2	Work - Job	51	13.6%
3	Studies	42	11.2%
4	Living conditions in the country	45	12.0%
5	Administratives reasons	40	10.7%
6	Investment	1	0.3%
7	Others	79	21.1%
Sysmiss		1729	

Warning: these figures indicate the number of cases found in the data file. They cannot be interpreted as summary statistics of the population of interest.

q707: With whom did you return

Information	[Type= discrete] [Format=character] [Missing=*/.b]
Statistics [NW/ W]	[Valid=372 /-] [Invalid=28 /-]
Definition	With family members: answers 1 to 8 Other persons: answers 9 and 10
Universe	If Ego returned to DR Congo at least once (long or short return)
Literal question	707. With whom did you return: Multiple answers
Interviewer's instructions	Read:

File : rdc_qb_return

q707: With whom did you return

Value	Label	Cases	Percentage
0		199	53.5%
00		4	1.1%
01 02 04 05		1	0.3%
01 02 04 05		1	0.3%
01 02 03 04 05 06 07		1	0.3%
01 02 04		5	1.3%
01 02 04 05		5	1.3%
01 02 05		3	0.8%
02 04		1	0.3%
02 04 05		1	0.3%
02 04		2	0.5%
02 05		1	0.3%
03		2	0.5%
03 06		1	0.3%
03 06 07		1	0.3%
03 06		1	0.3%
03 07		3	0.8%
03 06		9	2.4%
03 06 07		12	3.2%
03 06 10		1	0.3%
03 07		9	2.4%
03 10 09 07		2	0.5%
04 05		1	0.3%
04 06		1	0.3%
04 08		1	0.3%
04 09		1	0.3%
06 07		1	0.3%
06 07		9	2.4%
06 08		1	0.3%
07		1	0.3%
07 08		1	0.3%
09 10		1	0.3%
1		1	0.3%
10		15	4.0%
2		5	1.3%
3		11	3.0%
3 6		3	0.8%
3 6 7		2	0.5%
4		3	0.8%
6		8	2.2%
7		3	0.8%
8		8	2.2%

File : rdc_qb_return

q707: With whom did you return

Value	Label	Cases	Percentage
9		30	8.1%
.b		28	

Warning: these figures indicate the number of cases found in the data file. They cannot be interpreted as summary statistics of the population of interest.

q707_0: Return alone

Information	[Type= discrete] [Format=numeric] [Range= 0-1] [Missing=*]
Statistics [NW/ W]	[Valid=400 /-] [Invalid=1703 /-]
Universe	If Ego returned to DR Congo at least once (long or short return)
Literal question	707. With whom did you return: Alone

Value	Label	Cases	Percentage
0	No	197	49.2%
1	Yes	203	50.7%
Sysmiss		1703	

Warning: these figures indicate the number of cases found in the data file. They cannot be interpreted as summary statistics of the population of interest.

q707_1: Return with father

Information	[Type= discrete] [Format=numeric] [Range= 0-1] [Missing=*]
Statistics [NW/ W]	[Valid=400 /-] [Invalid=1703 /-]
Universe	If Ego returned to DR Congo at least once (long or short return)
Literal question	707. With whom did you return: Your father

Value	Label	Cases	Percentage
0	No	383	95.8%
1	Yes	17	4.2%
Sysmiss		1703	

Warning: these figures indicate the number of cases found in the data file. They cannot be interpreted as summary statistics of the population of interest.

q707_2: Return with mother

Information	[Type= discrete] [Format=numeric] [Range= 0-1] [Missing=*]
Statistics [NW/ W]	[Valid=400 /-] [Invalid=1703 /-]
Universe	If Ego returned to DR Congo at least once (long or short return)
Literal question	707. With whom did you return: Your mother

Value	Label	Cases	Percentage
0	No	374	93.5%
1	Yes	26	6.5%
Sysmiss		1703	

Warning: these figures indicate the number of cases found in the data file. They cannot be interpreted as summary statistics of the population of interest.

q707_3: Return with partner

Information	[Type= discrete] [Format=numeric] [Range= 0-1] [Missing=*]
Statistics [NW/ W]	[Valid=400 /-] [Invalid=1703 /-]
Universe	If Ego returned to DR Congo at least once (long or short return)
Literal question	707. With whom did you return:

File : rdc_qb_return

q707_3: Return with partner

Value	Label	Cases	Percentage
0	No	342	85.5%
1	Yes	58	14.5%
Sysmiss		1703	

Warning: these figures indicate the number of cases found in the data file. They cannot be interpreted as summary statistics of the population of interest.

q707_4: Return with brother(s)

Information	[Type= discrete] [Format=numeric] [Range= 0-1] [Missing=*]
Statistics [NW/ W]	[Valid=400 /-] [Invalid=1703 /-]
Universe	If Ego returned to DR Congo at least once (long or short return)
Literal question	707. With whom did you return: One or several brothers

Value	Label	Cases	Percentage
0	No	376	94.0%
1	Yes	24	6.0%
Sysmiss		1703	

Warning: these figures indicate the number of cases found in the data file. They cannot be interpreted as summary statistics of the population of interest.

q707_5: Return with sister(s)

Information	[Type= discrete] [Format=numeric] [Range= 0-1] [Missing=*]
Statistics [NW/ W]	[Valid=400 /-] [Invalid=1703 /-]
Universe	If Ego returned to DR Congo at least once (long or short return)
Literal question	707. With whom did you return: One or several sisters

Value	Label	Cases	Percentage
0	No	386	96.5%
1	Yes	14	3.5%
Sysmiss		1703	

Warning: these figures indicate the number of cases found in the data file. They cannot be interpreted as summary statistics of the population of interest.

q707_6: Return with son(s)

Information	[Type= discrete] [Format=numeric] [Range= 0-1] [Missing=*]
Statistics [NW/ W]	[Valid=400 /-] [Invalid=1703 /-]
Universe	If Ego returned to DR Congo at least once (long or short return)
Literal question	707. With whom did you return: One or several of your son(s)

Value	Label	Cases	Percentage
0	No	349	87.2%
1	Yes	51	12.8%
Sysmiss		1703	

Warning: these figures indicate the number of cases found in the data file. They cannot be interpreted as summary statistics of the population of interest.

q707_7: Return with daughter(s)

Information	[Type= discrete] [Format=numeric] [Range= 0-1] [Missing=*]
Statistics [NW/ W]	[Valid=400 /-] [Invalid=1703 /-]

File : rdc_qb_return

q707_7: Return with daughter(s)

Universe If Ego returned to DR Congo at least once (long or short return)

Literal question 707. With whom did you return:
One or several of your daughter(s)

Value	Label	Cases	Percentage
0	No	355	88.8%
1	Yes	45	11.2%
Sysmiss		1703	

Warning: these figures indicate the number of cases found in the data file. They cannot be interpreted as summary statistics of the population of interest.

q707_8: Return with another relative

Information [Type= discrete] [Format=numeric] [Range= 0-1] [Missing=*]

Statistics [NW/ W] [Valid=400 /-] [Invalid=1703 /-]

Universe If Ego returned to DR Congo at least once (long or short return)

Literal question 707. With whom did you return:
Another relative

Value	Label	Cases	Percentage
0	No	389	97.2%
1	Yes	11	2.8%
Sysmiss		1703	

Warning: these figures indicate the number of cases found in the data file. They cannot be interpreted as summary statistics of the population of interest.

q707_9: Return with friend(s)

Information [Type= discrete] [Format=numeric] [Range= 0-1] [Missing=*]

Statistics [NW/ W] [Valid=400 /-] [Invalid=1703 /-]

Universe If Ego returned to DR Congo at least once (long or short return)

Literal question 707. With whom did you return:
One or several friends

Value	Label	Cases	Percentage
0	No	366	91.5%
1	Yes	34	8.5%
Sysmiss		1703	

Warning: these figures indicate the number of cases found in the data file. They cannot be interpreted as summary statistics of the population of interest.

q707_10: Return with other

Information [Type= discrete] [Format=numeric] [Range= 0-1] [Missing=*]

Statistics [NW/ W] [Valid=400 /-] [Invalid=1703 /-]

Universe If Ego returned to DR Congo at least once (long or short return)

Literal question 707. With whom did you return:
Other

Value	Label	Cases	Percentage
0	No	381	95.2%
1	Yes	19	4.8%
Sysmiss		1703	

Warning: these figures indicate the number of cases found in the data file. They cannot be interpreted as summary statistics of the population of interest.

File : rdc_qb_return

q707_NR: Return with no answer

Information	[Type= discrete] [Format=numeric] [Range= 0-1] [Missing=*]
Statistics [NW/ W]	[Valid=400 /-] [Invalid=1703 /-]
Universe	If Ego returned to DR Congo at least once (long or short return)
Literal question	707. With whom did you return: No answer

Value	Label	Cases	Percentage
0	No	372	93.0%
1	Yes	28	7.0%
Sysmiss		1703	

Warning: these figures indicate the number of cases found in the data file. They cannot be interpreted as summary statistics of the population of interest.

q707_a: Specify the return with other 1

Information	[Type= discrete] [Format=character] [Missing=*/.b]
Statistics [NW/ W]	[Valid=25 /-] [Invalid=1 /-]
Universe	If Ego returned to DR Congo at least once (long or short return) If q707_10 in 1
Literal question	707. With whom did you return: Other => Specify (1)

Value	Label	Cases	Percentage
AVEC D AUTRES CONGOLAIS		1	4.0%
AVEC DES COLLEGUES		1	4.0%
COLLEGUES DE SERVICE		1	4.0%
COMMUNAUTE CONGOLAISE		1	4.0%
COMPAGNON		2	8.0%
COMPAGNONS		1	4.0%
COUSIN		1	4.0%
D AUTRES COLLEGUES DE LA FORMATION		1	4.0%
DELEGATION CONGOLAISE		2	8.0%
LA DELEGATION DU PAYS ZAIRE		1	4.0%
LA FAMILLE DU PATRON		1	4.0%
LE GROUPE D EVANGELISTE		1	4.0%
LES FEMMES DE L'ONCLE ET SES ENFANTS		1	4.0%

File : rdc_qb_return

q707_a: Specify the return with other 1

Value	Label	Cases	Percentage
MOUVEMENT D ENSEMBLE		1	4.0%
NEVEU		1	4.0%
ONCLE		1	4.0%
ONCLES		1	4.0%
PETIT A ONCLE MATERNELE		1	4.0%
PETIT FILS		1	4.0%
PETITE SOEUR MAMAN EGO		1	4.0%
POPULATION CONGOLAISE		1	4.0%
Personnel securite ambassade RDC au Kenya		1	4.0%
TANTE		1	4.0%
.b		1	

Warning: these figures indicate the number of cases found in the data file. They cannot be interpreted as summary statistics of the population of interest.

q707_b: Specify the return with other 2

Information	[Type= discrete] [Format=character] [Missing=*/.b]
Statistics [NW/ W]	[Valid=5 /-] [Invalid=1 /-]
Universe	If Ego returned to DR Congo at least once (long or short return) If q707_10 in 1
Literal question	707. With whom did you return: Other => Specify (2)

Value	Label	Cases	Percentage
DELEGUES DU PAYS		4	80.0%
PARTENAIRE D AFFAIRES		1	20.0%
.b		1	

Warning: these figures indicate the number of cases found in the data file. They cannot be interpreted as summary statistics of the population of interest.

q708: Which persons decided about your return

Information	[Type= discrete] [Format=character] [Missing=*/.b]
Statistics [NW/ W]	[Valid=369 /-] [Invalid=31 /-]
Definition	Family members: answers 1 to 8 Someone else: answers 9 to 11
Universe	If Ego returned to DR Congo at least once (long or short return)
Literal question	708. Which persons decided about your return: Multiple answers
Post-question	If q708 in 0 => End of the interview, if the only answer FILTER : If Ego has or has had one or more members of his family or personal network outside DR Congo => 709 Otherwise => 710
Interviewer's instructions	Read:

File : rdc_qb_return

q708: Which persons decided about your return

Value	Label	Cases	Percentage
0		192	52.0%
0 1		1	0.3%
0 1		1	0.3%
0 11		2	0.5%
0 3		4	1.1%
0 3 11		1	0.3%
0 3 9		1	0.3%
0 9		1	0.3%
00		5	1.4%
00 01 02		1	0.3%
00 01 02 04		1	0.3%
00 01 02 05		1	0.3%
00 02		2	0.5%
00 03		8	2.2%
00 03 07		2	0.5%
00 04		1	0.3%
00 05		1	0.3%
00 05 08		1	0.3%
00 08		1	0.3%
00 10		1	0.3%
00 11		2	0.5%
01		1	0.3%
01 02		6	1.6%
01 02 08		1	0.3%
02 01		1	0.3%
03		5	1.4%
03 08		1	0.3%
03 09		1	0.3%
05		2	0.5%
1		16	4.3%
10		30	8.1%
11		9	2.4%
11 00		1	0.3%
2		5	1.4%
3		28	7.6%
3 0		1	0.3%
3 9		1	0.3%
4		2	0.5%
5		1	0.3%
7		1	0.3%
8		7	1.9%
8 0		1	0.3%
9		18	4.9%

File : rdc_qb_return

q708: Which persons decided about your return

Value	Label	Cases	Percentage
.b		31	

Warning: these figures indicate the number of cases found in the data file. They cannot be interpreted as summary statistics of the population of interest.

q708_0: Decision alone

Information	[Type= discrete] [Format=numeric] [Range= 0-1] [Missing=*]
Statistics [NW/ W]	[Valid=400 /-] [Invalid=1703 /-]
Universe	If Ego returned to DR Congo at least once (long or short return)
Literal question	708. Which persons decided about your return: Yourself

Value	Label	Cases	Percentage
0	No	153	38.2%
1	Yes	247	61.8%
Sysmiss		1703	

Warning: these figures indicate the number of cases found in the data file. They cannot be interpreted as summary statistics of the population of interest.

q708_1: Decision from father

Information	[Type= discrete] [Format=numeric] [Range= 0-1] [Missing=*]
Statistics [NW/ W]	[Valid=400 /-] [Invalid=1703 /-]
Universe	If Ego returned to DR Congo at least once (long or short return)
Literal question	708. Which persons decided about your return: Your father

Value	Label	Cases	Percentage
0	No	373	93.2%
1	Yes	27	6.8%
Sysmiss		1703	

Warning: these figures indicate the number of cases found in the data file. They cannot be interpreted as summary statistics of the population of interest.

q708_2: Decision from mother

Information	[Type= discrete] [Format=numeric] [Range= 0-1] [Missing=*]
Statistics [NW/ W]	[Valid=400 /-] [Invalid=1703 /-]
Universe	If Ego returned to DR Congo at least once (long or short return)
Literal question	708. Which persons decided about your return: Your mother

Value	Label	Cases	Percentage
0	No	382	95.5%
1	Yes	18	4.5%
Sysmiss		1703	

Warning: these figures indicate the number of cases found in the data file. They cannot be interpreted as summary statistics of the population of interest.

q708_3: Decision from partner

Information	[Type= discrete] [Format=numeric] [Range= 0-1] [Missing=*]
Statistics [NW/ W]	[Valid=400 /-] [Invalid=1703 /-]
Universe	If Ego returned to DR Congo at least once (long or short return)
Literal question	708. Which persons decided about your return: Your partner

File : rdc_qb_return

q708_3: Decision from partner

Value	Label	Cases	Percentage
0	No	347	86.8%
1	Yes	53	13.2%
Sysmiss		1703	

Warning: these figures indicate the number of cases found in the data file. They cannot be interpreted as summary statistics of the population of interest.

q708_4: Decision from brother(s)

Information	[Type= discrete] [Format=numeric] [Range= 0-1] [Missing=*]
Statistics [NW/ W]	[Valid=400 /-] [Invalid=1703 /-]
Universe	If Ego returned to DR Congo at least once (long or short return)
Literal question	708. Which persons decided about your return: One or several brothers

Value	Label	Cases	Percentage
0	No	396	99.0%
1	Yes	4	1.0%
Sysmiss		1703	

Warning: these figures indicate the number of cases found in the data file. They cannot be interpreted as summary statistics of the population of interest.

# q708_5: Decision from sister(s)			
Information	[Type= discrete] [Format=numeric] [Range= 0-1] [Missing=*]		
Statistics [NW/ W]	[Valid=400 /-] [Invalid=1703 /-]		
Universe	If Ego returned to DR Congo at least once (long or short return)		
Literal question	708. Which persons decided about your return: One or several sisters		
Value	Label	Cases	Percentage
0	No	394	98.5%
1	Yes	6	1.5%
Sysmiss		1703	
<i>Warning: these figures indicate the number of cases found in the data file. They cannot be interpreted as summary statistics of the population of interest.</i>			
# q708_6: Decision from son(s)			
Information	[Type= discrete] [Format=numeric] [Range= 0-1] [Missing=*]		
Statistics [NW/ W]	[Valid=400 /-] [Invalid=1703 /-]		
Universe	If Ego returned to DR Congo at least once (long or short return)		
Literal question	708. Which persons decided about your return: One or several of your son(s)		
Value	Label	Cases	Percentage
0	No	400	100.0%
1	Yes	0	
Sysmiss		1703	
<i>Warning: these figures indicate the number of cases found in the data file. They cannot be interpreted as summary statistics of the population of interest.</i>			
# q708_7: Decision from daughter(s)			
Information	[Type= discrete] [Format=numeric] [Range= 0-1] [Missing=*]		
Statistics [NW/ W]	[Valid=400 /-] [Invalid=1703 /-]		
Universe	If Ego returned to DR Congo at least once (long or short return)		
Literal question	708. Which persons decided about your return: One or several of your daughter(s)		
Value	Label	Cases	Percentage
0	No	397	99.2%
1	Yes	3	0.8%
Sysmiss		1703	
<i>Warning: these figures indicate the number of cases found in the data file. They cannot be interpreted as summary statistics of the population of interest.</i>			
# q708_8: Decision from another relative			
Information	[Type= discrete] [Format=numeric] [Range= 0-1] [Missing=*]		
Statistics [NW/ W]	[Valid=400 /-] [Invalid=1703 /-]		
Universe	If Ego returned to DR Congo at least once (long or short return)		
Literal question	708. Which persons decided about your return: Another relative		
Value	Label	Cases	Percentage
0	No	388	97.0%
1	Yes	12	3.0%
Sysmiss		1703	
<i>Warning: these figures indicate the number of cases found in the data file. They cannot be interpreted as summary statistics of the population of interest.</i>			

# q708_9: Decision from employer			
Information	[Type= discrete] [Format=numeric] [Range= 0-1] [Missing=*]		
Statistics [NW/ W]	[Valid=400 /-] [Invalid=1703 /-]		
Universe	If Ego returned to DR Congo at least once (long or short return)		
Literal question	708. Which persons decided about your return: Your employer		
Value	Label	Cases	Percentage
0	No	378	94.5%
1	Yes	22	5.5%
Sysmiss		1703	
<i>Warning: these figures indicate the number of cases found in the data file. They cannot be interpreted as summary statistics of the population of interest.</i>			
# q708_10: Decision from the country where you lived			
Information	[Type= discrete] [Format=numeric] [Range= 0-1] [Missing=*]		
Statistics [NW/ W]	[Valid=400 /-] [Invalid=1703 /-]		
Universe	If Ego returned to DR Congo at least once (long or short return)		
Literal question	708. Which persons decided about your return: The authorities of the country where you lived		
Value	Label	Cases	Percentage
0	No	369	92.2%
1	Yes	31	7.8%
Sysmiss		1703	
<i>Warning: these figures indicate the number of cases found in the data file. They cannot be interpreted as summary statistics of the population of interest.</i>			
# q708_11: Decision from other			
Information	[Type= discrete] [Format=numeric] [Range= 0-1] [Missing=*]		
Statistics [NW/ W]	[Valid=400 /-] [Invalid=1703 /-]		
Universe	If Ego returned to DR Congo at least once (long or short return)		
Literal question	708. Which persons decided about your return: Other		
Value	Label	Cases	Percentage
0	No	385	96.2%
1	Yes	15	3.8%
Sysmiss		1703	
<i>Warning: these figures indicate the number of cases found in the data file. They cannot be interpreted as summary statistics of the population of interest.</i>			
# q708_NR: Decision from no answer			
Information	[Type= discrete] [Format=numeric] [Range= 0-1] [Missing=*]		
Statistics [NW/ W]	[Valid=400 /-] [Invalid=1703 /-]		
Universe	If Ego returned to DR Congo at least once (long or short return)		
Literal question	708. Which persons decided about your return: No answer		
Value	Label	Cases	Percentage
0	No	369	92.2%
1	Yes	31	7.8%
Sysmiss		1703	
<i>Warning: these figures indicate the number of cases found in the data file. They cannot be interpreted as summary statistics of the population of interest.</i>			

q708_a: Specify the decision from another relative

Information	[Type= discrete] [Format=character] [Missing=*/.b]
Statistics [NW/ W]	[Valid=10 /-] [Invalid=2 /-]
Universe	If Ego returned to DR Congo at least once (long or short return) If q708_8 in 1
Literal question	708. Which persons decided about your return: Another relative => Specify

Value	Label	Cases	Percentage
BEAU FRERE		1	10.0%
L'ONCLE PAR RAPPORT A SA MISSION		1	10.0%
ONCLE		1	10.0%
ONCLE PATERNEL		1	10.0%
PARENTS		1	10.0%
TANTE		2	20.0%
TANTE PATERNELLE		1	10.0%
UN ONCLE		1	10.0%
oncle		1	10.0%
.b		2	

Warning: these figures indicate the number of cases found in the data file. They cannot be interpreted as summary statistics of the population of interest.












q708_b: Specify the decision from other

Information	[Type= discrete] [Format=character] [Missing=*]
Statistics [NW/ W]	[Valid=18 /-] [Invalid=0 /-]
Universe	If Ego returned to DR Congo at least once (long or short return) If q708_11 in 1
Literal question	708. Which persons decided about your return: Other => Specify

Value	Label	Cases	Percentage
Ambassadeur de RDC au Kenya		1	5.6%
EMPLOYEUR		3	16.7%
INSTITUTION BOURSIERE		1	5.6%
L EMPLOYEUR		1	5.6%
L EMPLOYEUR DE MON ARI		1	5.6%
L'EGLISE		1	5.6%
LE GOUVERNEMENT CONGOLAIS		1	5.6%
Ma communauté religieuse en RDC		1	5.6%
Obligation de la bourse		1	5.6%

# q708_b: Specify the decision from other			
Value	Label	Cases	Percentage
PARTENAIRE D AFFAIRES		1	5.6%
SUITE A LA PRESSION DE L ETAT CONGOLAIS		1	5.6%
Superieures de la congregation		1	5.6%
UN AUTRE CONGOLAIS		1	5.6%
UN RETOUR BRUSQUE A CAUSE DE LA GEURRE		1	5.6%
fin de bourse		1	5.6%
obligation de la bourse		1	5.6%
<i>Warning: these figures indicate the number of cases found in the data file. They cannot be interpreted as summary statistics of the population of interest.</i>			
# q709: Are they people who lived outside DR Congo and whom we talked about before			
Information	[Type= discrete] [Format=numeric] [Range= 0-2147483624] [Missing=*]		
Statistics [NW/ W]	[Valid=140 /-] [Invalid=1963 /-]		
Universe	If Ego returned to DR Congo at least once (long or short return) If q708 not in 0 If Ego has or has had one or more members of his family or personal network outside DR Congo		
Literal question	709. Are these persons of your family or personal network who live or lived outside DR Congo and about whom we talked before?		
Interviewer's instructions	If yes, write down the Migrant Code given in the AGEVEN Column 4		
Value	Label	Cases	Percentage
0	No	74	52.9%
1	Yes	66	47.1%
Sysmiss		1963	
<i>Warning: these figures indicate the number of cases found in the data file. They cannot be interpreted as summary statistics of the population of interest.</i>			
# q709_a: Migrant code 1			
Information	[Type= discrete] [Format=numeric] [Range= 1-8] [Missing=*]		
Statistics [NW/ W]	[Valid=64 /-] [Invalid=2039 /-]		
Universe	If Ego returned to DR Congo at least once (long or short return) If q708 not in 0 If Ego has or has had one or more members of his family or personal network outside DR Congo If q709 in 1		
Literal question	709. Are these persons of your family or personal network who live or lived outside DR Congo and about whom we talked before? Migrant code 1		
Interviewer's instructions	If yes, write down the Migrant Code given in the AGEVEN Column 4		
Value	Label	Cases	Percentage
1		41	64.1%
2		5	7.8%
3		4	6.2%
4		2	3.1%
5		3	4.7%

# q709_a: Migrant code 1			
Value	Label	Cases	Percentage
6		4	6.2%
8		3	4.7%
10		1	1.6%
12		1	1.6%
Sysmiss		2039	
<i>Warning: these figures indicate the number of cases found in the data file. They cannot be interpreted as summary statistics of the population of interest.</i>			
# q709_b: Migrant code 2			
Information	[Type= discrete] [Format=numeric] [Range= 2-6] [Missing=*]		
Statistics [NW/ W]	[Valid=8 /-] [Invalid=2095 /-]		
Universe	If Ego returned to DR Congo at least once (long or short return) If q708 not in 0 If Ego has or has had one or more members of his family or personal network outside DR Congo If q709 in 1		
Literal question	709. Are these persons of your family or personal network who live or lived outside DR Congo and about whom we talked before? Migrant code 2		
Interviewer's instructions	If yes, write down the Migrant Code given in the AGEVEN Column 4		
Value	Label	Cases	Percentage
2		6	75.0%
3		2	25.0%
Sysmiss		2095	
<i>Warning: these figures indicate the number of cases found in the data file. They cannot be interpreted as summary statistics of the population of interest.</i>			
# q709_c: Migrant code 3			
Information	[Type= discrete] [Format=numeric] [Range= 3-3] [Missing=*]		
Statistics [NW/ W]	[Valid=3 /-] [Invalid=2100 /-]		
Universe	If Ego returned to DR Congo at least once (long or short return) If q708 not in 0 If Ego has or has had one or more members of his family or personal network outside DR Congo If q709 in 1		
Literal question	709. Are these persons of your family or personal network who live or lived outside DR Congo and about whom we talked before? Migrant code 3		
Interviewer's instructions	If yes, write down the Migrant Code given in the AGEVEN Column 4		
Value	Label	Cases	Percentage
3		3	100.0%
Sysmiss		2100	
<i>Warning: these figures indicate the number of cases found in the data file. They cannot be interpreted as summary statistics of the population of interest.</i>			
# q709_d: Migrant code 4			
Information	[Type= discrete] [Format=numeric] [Range= 4-4] [Missing=*]		
Statistics [NW/ W]	[Valid=3 /-] [Invalid=2100 /-]		
Universe	If Ego returned to DR Congo at least once (long or short return) If q708 not in 0 If Ego has or has had one or more members of his family or personal network outside DR Congo If q709 in 1		
Literal question	709. Are these persons of your family or personal network who live or lived outside DR Congo and about whom we talked before? Migrant code 4		

# q709_d: Migrant code 4			
Interviewer's instructions		If yes, write down the Migrant Code given in the AGEVEN Column 4	
Value	Label	Cases	Percentage
4		3	 100.0%
Sysmiss		2100	
<i>Warning: these figures indicate the number of cases found in the data file. They cannot be interpreted as summary statistics of the population of interest.</i>			
# q710: How would you qualify this return to DR Congo			
Information		[Type= discrete] [Format=numeric] [Range= 1-2147483624] [Missing=*]	
Statistics [NW/ W]		[Valid=354 /-] [Invalid=1749 /-]	
Universe		If Ego returned to DR Congo at least once (long or short return) If q708 not in 0	
Literal question		710. How would you qualify this return to DR Congo?	
Value	Label	Cases	Percentage
1	It happened as you wanted	158	 44.6%
2	It did not happen as you wanted	161	 45.5%
3	It partially happened as you wanted	35	 9.9%
Sysmiss		1749	
<i>Warning: these figures indicate the number of cases found in the data file. They cannot be interpreted as summary statistics of the population of interest.</i>			
# q711: Could you give me the reason for this			
Information		[Type= discrete] [Format=character] [Missing=*/.b]	
Statistics [NW/ W]		[Valid=287 /-] [Invalid=113 /-]	
Universe		If Ego returned to DR Congo at least once (long or short return) If q708 not in 0	
Literal question		711. Could you please give me the reason for this?	
Interviewer's instructions		Note the precise answer in plain text	
Value	Label	Cases	Percentage
8888		8	 2.8%
A CAUSE DE LA GUERRE CIVILE		1	 0.3%
A CAUSE DE LA GUERRE NOUS AVIONS QUITTE BRAZZAVILL		1	 0.3%
A CAUSE DE LA MORT DE SAVIMBI		1	 0.3%
A CAUSE DU DECES DE MON PERE		1	 0.3%
A CAUSE LA GUERRE NOUS SOMMES RENTRES AU PAYS		1	 0.3%
APRES ETUDES NOUS ETIONS OBLIGES DE		1	 0.3%

q711: Could you give me the reason for this

Value	Label	Cases	Percentage
RENTRE AU PAY			
APRES LES ETUDES, ON DEVAIT RENTRE		1	 0.3%
APRES MES ETUDES, JE DEVAIS REVENIR		1	 0.3%
ArrÃ©tÃ© & rapatrier - Obliger de rentrer => prison		1	 0.3%
BON JE N AVAIT PAS DE CHOIX EN REALITE		1	 0.3%
C EST A DIRE QUE LE MANDAT DE SON PERE ETAIT A LA		1	 0.3%
C ETAIT LA DECISION DE MES GRANDES SOEURS		1	 0.3%
C ETAIT LE MOMENT DE RENTRE DANS SON PAYS		1	 0.3%
C ETAIT PRESQUE LA DUREE PREVUE MAIS JE N AVAIS PL		1	 0.3%
C ETAIT PREVU DE RENTRE AU PAYS		1	 0.3%
C ETAIT UN RETOUR PRECIPITE		1	 0.3%
C ETAIT UNE VISITE QUI SE TERMINAIT		1	 0.3%
C'EST MA VOLONTE		1	 0.3%
C'est rÃ©gresser de rentrer Ã nv chez ses parents		1	 0.3%
CE N ETAIT PAS PREVU JE COMPTAIS RESTER ENCORE POU		1	 0.3%

q711: Could you give me the reason for this

Value	Label	Cases	Percentage
CE QUE J AVAIS PENSE TROUVER A BRAZZA CE N EST		1	 0.3%
CERTAINS BIENS ETAIENT RESTE EN ANGOLA		1	 0.3%
COMPTE RESTER MAIS OBLIGER DE RETOURNER AU PAYS		1	 0.3%
CONDITIONS DE LA SONT MEILLEURES JE N'AVAIS P		1	 0.3%
CONDITIONS PAS TRES FAVORABLES POUR LE BUSINESS		1	 0.3%
CONTRAIT PAR MA SANTÉ ET LA MORALE DE LA CONJOINT		1	 0.3%
DESIRAIT CONTINUER A CREUSER DES CARRIERES		1	 0.3%
DEVAIT RENTRE UN PEUT PLUS TOT		1	 0.3%
DEVENUE INDEPENDANT LA DECISION ME REVENAIT		1	 0.3%
D'ailleurs OK, ms crise: d'ailleurs ° condit° +d'ailleurs mari		1	 0.3%
EGO N A PAS L ARGENT DE SON REVE		1	 0.3%
ELLE RTAIT OBLIGEE DE RENTREE PARCEQUE LES SOINS ME		1	 0.3%
EN REALITE JE N AVAIS AUCUNE DECISION SUR CETTE MI		1	 0.3%

q711: Could you give me the reason for this

Value	Label	Cases	Percentage
EN REALITE JE NE DEVRAIS PAS FAIRE UNE ANNEE		1	 0.3%
EN TETE JE M'ETAIT DIT QUE J'AILLE POUR N'EST		1	 0.3%
FAIRE FAIRE LA PIERRE TOMBALE DE MON PERE		1	 0.3%
FATIGUER DE VIVRE AU RWANDA SANS OCCUPATION ET PAR		1	 0.3%
Fait d'Ã©marches n'Ã©cess. pr renouvellemt bourse		1	 0.3%
GUERRE		1	 0.3%
IDEM		1	 0.3%
IL FALLAIT QUE J'AI L'ARGENT AVANT DE RENTRE		1	 0.3%
IL AVAIT EN TETE D'ALLER EXPERIMENTE LA VIE A L'EXT		1	 0.3%
IL AVAIT L ENVIE DE RENTRE AUPAYS		1	 0.3%
IL COMPTAIT ALLER EN AFRIQUE DU SUD		1	 0.3%
IL ETAIT REFOULE PAR LE GOUVERNEME ANGOLAIS		1	 0.3%
IL ME FALLAIT TOUJOURS RETOURNER AU CONGO KINSHASA		1	 0.3%
IL NYA PAS EU DES PROBLEMES		1	 0.3%
IL PENSAIT RESTER		1	 0.3%

q711: Could you give me the reason for this

Value	Label	Cases	Percentage
LA BAS DEFINITIVEMENT MAIS HELAS			
IL A TAIT A LA FIN DE SON MANDAT		1	0.3%
Installat° Lubumbashi et conjoint trouve travail		1	0.3%
J AI ECHOUE D ALLER AU ROYAUME UNI		1	0.3%
J AI GAGNE DE L ARGENT ET JE SUIS RENTRE		1	0.3%
J AI OBTENU L ARGENT QUE JE SUIS ALLE CHERCHER		2	0.7%
J AI PENSE FAIRE 2 ANS MAIS J EN AI FAIT PLUS		1	0.3%
J AI REGAGNER MON LIEU DE SERVICE		1	0.3%
J AI RESENTI LE BESOIN D ALLER VIVRE EN EUROPE		1	0.3%
J AI RETROUVE MA FAMILLE		1	0.3%
J AI RETROUVE MA FEMME ET MA MAISON		1	0.3%
J AI RETROUVE MES PARENTS		1	0.3%
J AIME MON PAYS LE CONGO		1	0.3%
J AURAI BIEN VOULU Y RESTER MAIS ...		1	0.3%
J AURAI SOUHAITE TRAVAILLE ET AVOIR BEAUCOUP D AR		1	0.3%
J AVAIS DECIDE DE		1	0.3%

q711: Could you give me the reason for this

Value	Label	Cases	Percentage
RESTER PLUS LONGTEMPS MAIS L EMP			
J AVAIS DEJA PREVU DE RENTRER DANS MON PAYS		1	 0.3%
J AVAIS FAIS UNE FAUSSE AFFAIRE ENANGOLA DONC JE		1	 0.3%
J AVAIS GAGNE L ARGENT QUE JE VOULAIS		1	 0.3%
J AVAIS L IDEE DE REINTEGRE L ONATRA MAIS PAS		1	 0.3%
J AVAIS LES DOULEURS DU DECES DE MON MARI		1	 0.3%
J AVAIS PAS ENCORE ATTEINT MON BUT		1	 0.3%
J AVAIS PREVU DE FAIRE 6 MOIS MAIS J AI FAIT PLUS		1	 0.3%
J AVAIS TERMINER LE TRAVAIL DANS UNE COURTE DUREE		1	 0.3%
J EN AVAIS ASSEZ AVEC LE CONTROLE		1	 0.3%
J ETAIS REFOULPE		1	 0.3%
J ETAIS CONTENT DE RENTRER DANS MON PAYS		1	 0.3%
J ETAIS FAUCHE		1	 0.3%
J ETAIS PARTI POUR GAGNER L ARGENT		1	 0.3%
J ETAIS PETIT ET J AVAIS RENCONTRE		1	 0.3%

q711: Could you give me the reason for this

Value	Label	Cases	Percentage
DES AMIS BLANCS			
J ETAIS REFOULE		2	0.7%
J ETAIS RENTRE DANS MON PAYS		1	0.3%
J ETAS MALADE		1	0.3%
J'AI REGAGNE MON PAYS COMME JE LE VOULAIS		1	0.3%
J'AVAIS DECIDE DE FAIRE LES ETUDES ET RENTRE		1	0.3%
J'AVAIS VOULU QU'ON ACHETE MA MAISON MAIS J ' ET		1	0.3%
J'AVAIS PREVU DE 6 MOIS MAIS LA MALADIE DE MA ME		1	0.3%
J'ETAIS POUR UN PETIT MOMENT ET JE SAVAIS QUE J		1	0.3%
J'ETAIS TRES SATISFAITE DE CE RETOUR		1	0.3%
J'ETAIS VICTIME DE VOL ET SURTOUT J'AVAIS DEJA LE VISA DU PORTUGAL MAIS L'ARGENT ETAIT INSIGNIFIANT		1	0.3%
J'ai retrouvÃ© mon poste d'attachÃ© Ã Kinshasa		1	0.3%
J'ai trouvÃ© un bon travail, tout s'est bien passÃ©		1	0.3%
JAI VOULU CE RETOUR AU PAYS		1	0.3%

q711: Could you give me the reason for this

Value	Label	Cases	Percentage
J AVAIS TROUVE UN PEU D ARGENT		1	0.3%
JE DEVRAIS RESIDER EN ZAMBIE MAIS LE PAYS		1	0.3%
JE POUVAIT VIVRE SI J AVAIS ENCORE MON CAPITAL		1	0.3%
JE VOULAIS RESTER LONGTEMPS MAIS LES ETUDES DE M		1	0.3%
JE COMPTAIT ALLER AILLEURS		1	0.3%
JE CONTAIS FAIRE DES NAVETTES		1	0.3%
JE DESIRAIS PARTIR EN EUROPE VIA ANGOLA		1	0.3%
JE DEVAIS CHERCHER L ARGENT ET RESIDER EN ANGOLA M		1	0.3%
JE DEVAIS NORMALEMEN RESIDAI EN ANGOLA MAIS REF		1	0.3%
JE DEVAIS RENTRER APRES 3 ANS MAIS CELA M A PRIS 1		1	0.3%
JE DEVAIS RENTRER UN PEU PLUS TOT		1	0.3%
JE DEVAIS REVENIR APRES UN AN		1	0.3%
JE DEVAIS REVENIR AU PAYS		1	0.3%
JE DEVAIS TOUJOURS RENTRER		1	0.3%
JE DEVRAIS MEME RETOURNER UN PEU PLUS TOT CAR JE N		1	0.3%

q711: Could you give me the reason for this

Value	Label	Cases	Percentage
JE DEVRAIS RENTRER EN RDC POUR ETUDIER		1	0.3%
JE FAIS PLUS DE JOURS QUE PREVU		1	0.3%
JE FAIS UN AN LA BAS COMME PREVU		1	0.3%
JE FUIT A CAUSE DE L INSECURITE		1	0.3%
JE LA FAIS DU COEUR ET JE SUIS EN SECURITE		1	0.3%
JE M ATTENDAIS ACONTINUER A FAIRE MON COMMERCE		1	0.3%
JE N AI PAS ATTEINT MES OBJECTIFS DU VOYAGE		1	0.3%
JE N AI PAS EU L ARGENT ET J AI ETE REFOULE		1	0.3%
JE N ARRIVAIT PAS A EXERCER MON METIER A CAUSE DU		1	0.3%
JE N AVAIS PAS L INTENTION DE RENTRER		1	0.3%
JE N AVAIS PAS PREVU DE FAIRE TANT D ANNEES		1	0.3%
JE N AVAIT PLUS ENVIE DE REVENIR A KINSHASA		1	0.3%
JE N AVAIT PREVUE RENTRER AVEC UN ENFANT C EST CA		1	0.3%
JE NE COMPTAIS PAS FAIRE LONGTEMPS		1	0.3%

q711: Could you give me the reason for this

Value	Label	Cases	Percentage
LA BAS AVANT			
JE NE COMPTE PLUS RENTRE AU PAYS		1	0.3%
JE NE PENSais PAS FAIRE BEAUCOUP D ANNEES EN ANGOL		1	0.3%
JE NE PENSais PAS FAIRE BEAUCOUP DES ANNEES LA BAS		1	0.3%
JE NE PENSais PAS FAIRE PLUSIEURS ANNEES		1	0.3%
JE NE PENSais PAS QUE JE VAIS REVENIR APRES SEPARA		1	0.3%
JE NE PENSais PAS REVENIR EN RDC CE M OBLIGE		1	0.3%
JE NE PENSait PAS RETOURNER		1	0.3%
JE NE PENSait PAS REVENIR AU CONGO MAIS LA FRANCE		1	0.3%
JE NE SUIS PAS ALLE LA POUR Y RESTER DEFINITIVEMENT		1	0.3%
JE NE SUIS PAS BIEN COMPORTE-DECISION JUSTE		1	0.3%
JE NE SUIS PAS PARTI POUR Y RESTER DEFINITIVEMENT		1	0.3%
JE NE VOULAIT PAS QUITTER SI TOT MA MERE		1	0.3%
JE PENSais QU'EN ARRIVANT EN RDC JE VAIS MENE		1	0.3%

q711: Could you give me the reason for this

Value	Label	Cases	Percentage
JE PENSAIS FAIRE UN MOIS MAIS ILS M ONT RETENUS		1	0.3%
JE PENSAIS NE PLUS RETOURNER		1	0.3%
JE PENSAIS QUE J ALLAIS TROUVER MIEUX ICI		1	0.3%
JE PENSAIS QUE J ALLAIS TROUVER UN AUTRE ORCHESTRE		1	0.3%
JE PENSAIS RESTE LA MEME POUR DEUX ANNEES SUPPLEME		1	0.3%
JE PENSAIS RETOURNER AVEC FORCE POUR LES AFFAIRES		1	0.3%
JE PENSAIS VOYAGER MAIS HELAS JE SUIS RENTRE DECU		1	0.3%
JE PENSAIT QUE CE COMMERCE ALLER MARCHER HELAS DEC		1	0.3%
JE PENSE ETUDIER AVANT DE REVENIR CHEZ MOI DOMMAGE		1	0.3%
JE POUVAIS ENCORE RESTER QUELQUES MOIS		1	0.3%
JE POUVAIS RESTER POUR MAXIMISER LES RECETTES		1	0.3%
JE PREVOYAIS RENTRER ET M ADAPTER SANS DIFFICULTE		1	0.3%

q711: Could you give me the reason for this

Value	Label	Cases	Percentage
JE REGRETTE DETRE PARTI EN ANGOLA,JAUR, PU RESTER		1	0.3%
JE RENTRE AVEC UN MONTANT NON SATISFAISANT		1	0.3%
JE SAVAIS QUE JE DEVAIS REVENIR CHEZ MOI A KINSHAS		1	0.3%
JE SAVAIS QUE JE QUITTAIS MES PAS DANS CES CONDITI		1	0.3%
JE SOUFFRE TERRIBLEMENT ICI EN R.D.CONGO		1	0.3%
JE SOUHAITE QUE À PAPA SOIT NOMME AMBASSADEUR		1	0.3%
JE SUIS ALLEE CHERCHER UN PEU D'ARGENT ET J'EN AI EU		1	0.3%
JE SUIS ALLEZ INITIE MA SOEUR A LA VIE CONJUGALE		1	0.3%
JE SUIS ARRIVE SAN PROBLEME		1	0.3%
JE SUIS ARRIVE SANS PROBLEME		2	0.7%
JE SUIS DANS SERVICE COMMANDE		1	0.3%
JE SUIS DANS UN SERVICE DE L'ORDRE		1	0.3%
JE SUIS NE RDC DEFINITIVEMENT		1	0.3%
JE SUIS RENTRE SANS ATTEINDRE L OBJECTIF VISE.		1	0.3%

q711: Could you give me the reason for this

Value	Label	Cases	Percentage
JE SUIS RENTRE APRES MON TRAITEMENT		1	0.3%
JE SUIS RENTRE AVEC UNE SOMME D ARGENT		1	0.3%
JE SUIS RENTRE CHEZ MOI		1	0.3%
JE SUIS RENTRE POUR FAIRE MES AFFAIRES ET JE SUI		1	0.3%
JE SUIS RENTRE SANS ATTEINDRE MES OBJECTIFS		1	0.3%
JE SUIS RENTRE SANS PROBLEME		1	0.3%
JE SUIS RENTREE ENSEMBLE AVEC MAMAN		1	0.3%
JE TENAIS A RENTRER AU PAYS		1	0.3%
JE VOULAIS BIEN ME FAIRE SOIGNER LA MAIS ICI CEST		1	0.3%
JE VOULAIS BIEN VIVRE LA BAS MAIS AVEC CONFLIT		1	0.3%
JE VOULAIS ENCORE CONTINUER LE COMMERCE EN ANGOLA		1	0.3%
JE VOULAIS FAIRE PLUS QUE CA		1	0.3%
JE VOULAIT BIEN RESTER MAIS SUIS RENTRE POUR MES		1	0.3%
Je rentrais pour mes enfants		1	0.3%
L ESSENTIEL ETAIT DE		1	0.3%







q711: Could you give me the reason for this

Value	Label	Cases	Percentage
RENTRE AU PAYS			
LA YA BEAUCOUP D'EMBETEMEN'		1	 0.3%
LA DECISION DE RENTRE NE DEPENDAIT PAS DE LUI MAI		1	 0.3%
LA GUERRE CIVILE NOUS A CHASSE		1	 0.3%
LA GUERRE ENTRE TUTSHI ET HUTU AU RWANDA		1	 0.3%
LA GUERRE NOUS A EMPECHE DE FAIRE DES ACTIVITES		1	 0.3%
LA MALADIE DU MARI NOUS A OBLIGE DE RENTRE		1	 0.3%
LA REALITE ETAIT TOUT AUTRE AVEC CE QUE JE PENSAIS		1	 0.3%
LE CONJOINT A CHANGER D AVIS		1	 0.3%
LES AFFAIRES NE MARCHAIENT PLUS		1	 0.3%
LES ANGOLAIS NE VOULAIENT PAS DES CONGOLAIS		1	 0.3%
LES CONDITIONS NOUS ONT CONTRAINT DE RENTRE		1	 0.3%
LES MOYENS FINANCIER M OONT PERMI DE RENTRE AU PA		1	 0.3%
LEUR PERE ETAIT A LA FIN DE SON MANDAT		2	 0.7%

q711: Could you give me the reason for this

Value	Label	Cases	Percentage
MA GRANDE SOEUR DISAIT QUE LA GUERRE PRENNE FIN		1	 0.3%
MA VOLONTE ET ON PEUT ALLER NOURIR DANS UN AUTRE P		1	 0.3%
MAMAN AVAIT VU QUE C ETAIT LE MOMENT DE RENTRE		1	 0.3%
MANQUE DE GERANCE D ARGENT INVESTI PAR MES FRERES		1	 0.3%
MESSENTENTE AVEC LA BELLE FAMILLE		1	 0.3%
MOI JE PENSAIS GAGNE 10000 DOLLARD MAIS JE GAGNAIS		1	 0.3%
MON EPOUX ET MOI AVIONS PENSE FAIRE DUEX ANS ON EN		1	 0.3%
MON MARI EST UN SERVITEUR DE DIEU NOUS DEVO		1	 0.3%
MON MARI AVAIT DECIDE		1	 0.3%
MON MARI M A APPELE POUR LE LREJOINDRE EN FRANCE		1	 0.3%
MON OBJECTIF ETAIT ATTEINT		1	 0.3%
MON OBJECTIF N ETAIT PAS PAS DE TRAINER LA BAS		1	 0.3%
MON OBJECTIF N		1	 0.3%

q711: Could you give me the reason for this

Value	Label	Cases	Percentage
ETAIT PAS ATTEINT			
NI T ETAIT LA MORT DU MARI DE MA TANTE JE NE SERAI		1	 0.3%
NON PARCE QUE J'AI LAISSE MON MARI		1	 0.3%
NOUS AVONS ETET REFOULE		1	 0.3%
NOUS AVONS EU BEAUCOUP DES DIFFICULTES POUR TRAVAI		1	 0.3%
NOUS AVONS PERDUS TOUS NOS BIENS		1	 0.3%
NOUS AVONS PREVUS LE RETOUR CHEZ NOUS EN RDC		1	 0.3%
NOUS ETIONS ALLE POUR UNE FORMATION POLICIERE		1	 0.3%
NOUS ETIONS PAR CHERCHE L ARGENT MAIS A CAUSE DU R		1	 0.3%
NOUS SOMMES ALLES POUR UNE MISSION ET CA ETAIT FAI		1	 0.3%
NOUS SOMMES PARTI A BRAZAVILLE POUR Y RESTER DEFIN		1	 0.3%
NOUS SOMMES RENTRE PRECIPITAMEN		1	 0.3%
Ns ns sommes mari@s et avons v@cucens. juskd@c's		1	 0.3%
OBJECTIFS NON		1	 0.3%




q711: Could you give me the reason for this

Value	Label	Cases	Percentage
ATTEINTS, NON ACHAT PARCELLE			
OFFRES DE TRAVAIL NE CORRESPONDA PAS A MES ATTENTES		1	 0.3%
ON DEPENDAIT DE L'ONCLE ET COMME SA MISSION ETAIT FINIE ON DEVAIT RENTRE		1	 0.3%
ON ETAIT REFOULE		1	 0.3%
ON M A DONNE 3 ANS DE FORMATION		1	 0.3%
ON M AVAIT TIRE QUELQUE PART ET LA BALLE A FAILLI		1	 0.3%
ON NOUS A REFOULE		1	 0.3%
ON PREVOYAIT ALLE TRAVAIL DANS UN AUTRE PAYS		1	 0.3%
On a d'Ã» repartir Ã cause de la guerre		1	 0.3%
PAPA VOULAIT RESTER POUR TRAVAILLER MAIS LA GUERRE		1	 0.3%
PAR CE QU IL Y 0AVAIT LA GUERRE EN ANGOLA		1	 0.3%
PAR CE QUE JE FAIT UN AN LA BAS		1	 0.3%
PAR CE QUE LA COUSINE ETAIT DECEDEE		1	 0.3%
PARCE QUE JE TRAVAILLE		1	 0.3%

q711: Could you give me the reason for this

Value	Label	Cases	Percentage
PARCE QUE NOUS ETIONS REFOULE		1	 0.3%
PARCEQUE JE REVENAIS POUR TROUVER UN JOB A KINSHAS		1	 0.3%
PARCEQUE LE PROJET QUE L AVAIS EN TETE N ETAIT PAS		1	 0.3%
PARCEQUE NOUS SOMMES RENTRES VITE A CAUSE DU DECES		1	 0.3%
PARTI POUR GAGNER LA VIE MAIS JE NAI PAS REUSSI		1	 0.3%
PAS BIEN ON M'AVAIT VOLER TOUT CE QUE J'AVAI		1	 0.3%
PAS D OPINION		1	 0.3%
PAS TROUVER CE QUE JE CHERCHAIS		1	 0.3%
POUR ETRE EN CONTACT AVEC LA FAMILLE QUI EST		1	 0.3%
POUR LE SUIVI DE MA MAISON ET CELUI DE MA FILLE		1	 0.3%
POUVAIS RESTER ET FAIRE MA VIE MAIS LES CHOSES ONT		1	 0.3%
Pas d'interlocuteur valable. AutoritÃ©s complexes.		1	 0.3%
Pas un bon salaire		1	 0.3%
Poss. commencer travail		1	 0.3%

q711: Could you give me the reason for this

Value	Label	Cases	Percentage
combinÃ© ac activitÃ©s pol.			
Poste de responsabilitÃ© dans la struct de congrÃ©g.		1	 0.3%
ProblÃ©mes pays: Guerre. Perte d'emploi		1	 0.3%
RAISONS PRIVEES		1	 0.3%
REFOULE		1	 0.3%
REFOULER		1	 0.3%
RESTER EN ANGOLA DEFINITIVEME		1	 0.3%
Raison d'engagement politique dans l'opposition		1	 0.3%
Rech. ont boitÃ© - MatÃ©riel envoyÃ© trop tard.		1	 0.3%
RetrouvÃ© famille aprÃ©s 2ans. ContinuÃ© rech. doct.		1	 0.3%
RetrouvÃ© unif' & bonnes conditions Ã ce moment lÃ		1	 0.3%
RÃ©intÃ©grÃ© mon travail avant renouvellemt de bourse		1	 0.3%
SANS PROBLEME		1	 0.3%
SI J AVAIS LE DOCUMENT DE RESIDENCE JE RESTERAIS		1	 0.3%
SI J AVAIS TROUVE DU TRAVAILJE N ALLAIS PAS RENTRE		1	 0.3%
SUIS RENTRE AVEC UN DIPLOPME A3		1	 0.3%
SUITE A L EPIDEMIE		1	 0.3%
TOUS LES BIENS		1	 0.3%

q711: Could you give me the reason for this

Value	Label	Cases	Percentage
ETAIENT RESTES POUR MOI UNE SOUFFRA			
TRIBALISME DANS L EGLISE		1	0.3%
TROP DE TEMPS RIEN		1	0.3%
UNE DECEPTION PAR CE QUE JE CMPTER Y RESTER DEBON		1	0.3%
VOLONTE DE PAPA		1	0.3%
au d'part je devais rentrer apr's le traitement		1	0.3%
aurais du g'rer business du p're ms incompr'hens'.		1	0.3%
c'Ã©tait un stage long et il Ã©tait fini		1	0.3%
ca marchait puis crise et guerre, d'o' quitter		1	0.3%
chgt gvt et retour Belgique pr raisons politiques		1	0.3%
expulsion Ã cause de Kabila		1	0.3%
fin bourse: pr'vu tvl chercheur INRB		1	0.3%
il Ã©tait pr'vu de retourner Ã la fin du traitement		1	0.3%
j'ai pu acheter, prendre contacts, circuit op'rati		1	0.3%
j'avais d'cide' de revenir		1	0.3%
membre opposit': tu's, arr't', licenci', pas engag'		1	0.3%
pas assez de mat'riel		1	0.3%

# q711: Could you give me the reason for this			
Value	Label	Cases	Percentage
au centre de sant� - guerre			
plus rep�res, perdu client�le et membres famille		1	0.3%
pour des raisons familiales		1	0.3%
trvl ds bonnes condit� jusque probl�me soin enft		1	0.3%
.b		113	
<i>Warning: these figures indicate the number of cases found in the data file. They cannot be interpreted as summary statistics of the population of interest.</i>			
# flag_age: Less than 25 years and more than 75 years			
Information	[Type= discrete] [Format=numeric] [Range= 0-1] [Missing=*]		
Statistics [NW/ W]	[Valid=2103 /-] [Invalid=0 /-]		
Definition	The migrant is younger than 25 or older than 75 at the time of the survey.		
Notes	These individuals have ages very close to the thresholds 25-75.		
Value	Label	Cases	Percentage
0	No	2103	100.0%
1	Yes	0	
<i>Warning: these figures indicate the number of cases found in the data file. They cannot be interpreted as summary statistics of the population of interest.</i>			
# flag_arrival: First migration in Europe before 18			
Information	[Type= discrete] [Format=numeric] [Range= 0-1] [Missing=*]		
Statistics [NW/ W]	[Valid=795 /-] [Invalid=1308 /-]		
Definition	The migrant (current or returnee) arrived in Europe the 1st time before 18.		
Value	Label	Cases	Percentage
0	No	781	98.2%
1	Yes	14	1.8%
Sysmiss		1308	
<i>Warning: these figures indicate the number of cases found in the data file. They cannot be interpreted as summary statistics of the population of interest.</i>			
# weight_eur: Weighting normalized on the 3 european countries			
Information	[Type= continuous] [Format=numeric] [Range= 0.123741947114468-2.92577934265137] [Missing=*]		
Statistics [NW/ W]	[Valid=440 /-] [Invalid=1663 /-]		
Definition	Use when working on the European countries pooled together (for example, the Senegalese population sampled in France, Italy and Spain). It should not be used if the analyses include individuals surveyed in Africa.		
# weight_all: Weighting normalized on the 4 countries			
Information	[Type= continuous] [Format=numeric] [Range= 0.043433666229248-7.21617412567139] [Missing=*]		
Statistics [NW/ W]	[Valid=2103 /-] [Invalid=0 /-]		
Definition	Use when working on all countries of the MAFE survey (for example, Senegalese population from Senegalese, French, Italian and Spanish samples).		
# weight_ctry: Weighting normalized by country			
Information	[Type= continuous] [Format=numeric] [Range= 0.054081816226244-5.26600313186646] [Missing=*]		
Statistics [NW/ W]	[Valid=2103 /-] [Invalid=0 /-]		

weight_etry: Weighting normalized by country**Definition**

Use when working on a single country (for example, the Senegalese population sampled only in Senegal, or in any single European country).

File : rdc_qb_network

ident: Biographic individual identifier

Information	[Type= discrete] [Format=character] [Missing=*]
Statistics [NW/ W]	[Valid=10262 /-] [Invalid=0 /-]
Definition	Individual identifiant = 1st letter of country + n° of questionnaire compost

id_country: Country of the survey

Information	[Type= discrete] [Format=character] [Missing=*]
Statistics [NW/ W]	[Valid=10262 /-] [Invalid=0 /-]
Definition	Country where the data was collected: - B = Belgium - C = DR Congo - U = United Kingdom

Value	Label	Cases	Percentage
B		3025	29.5%
C		5761	56.1%
U		1476	14.4%

Warning: these figures indicate the number of cases found in the data file. They cannot be interpreted as summary statistics of the population of interest.

n_menage: ID of the HH

Information	[Type= continuous] [Format=numeric] [Range= 3-2011] [Missing=*]
Statistics [NW/ W]	[Valid=5761 /-] [Invalid=4501 /-]
Definition	Household ID Only available for Africa

n_indiv: ID of the individual in the HH

Information	[Type= continuous] [Format=numeric] [Range= 0-101] [Missing=*]
Statistics [NW/ W]	[Valid=5761 /-] [Invalid=4501 /-]
Definition	ID of each individual within her/his household Only available for Africa

num_dr: DR number

Information	[Type= continuous] [Format=numeric] [Range= 1-58] [Missing=*]
Statistics [NW/ W]	[Valid=5761 /-] [Invalid=4501 /-]
Definition	Survey area ID Only available for Africa

strata_area: Strata - DR level

Information	[Type= discrete] [Format=numeric] [Range= 1-10] [Missing=*]
Statistics [NW/ W]	[Valid=5681 /-] [Invalid=4581 /-]
Definition	Migration prevalence in each survey area, as reported by knowledgeable persons Only available for Africa

Value	Label	Cases	Percentage
1	High level of migration	3525	62.0%
2	Medium level of migration	979	17.2%
3	Low level of migration	1177	20.7%
Sysmiss		4581	

Warning: these figures indicate the number of cases found in the data file. They cannot be interpreted as summary statistics of the population of interest.

File : rdc_qb_network

strata_hh: Strata - household level

Information	[Type= discrete] [Format=numeric] [Range= 0-2] [Missing=*]
Statistics [NW/ W]	[Valid=5681 /-] [Invalid=4581 /-]
Definition	Stratification by household migrant status according to the screening survey Only available for Africa

Value	Label	Cases	Percentage
0	HH with no migrant	2282	40.2%
1	HH with returnee(s)	2047	36.0%
2	HH with current migrant(s)	1352	23.8%
Sysmiss		4581	

Warning: these figures indicate the number of cases found in the data file. They cannot be interpreted as summary statistics of the population of interest.

strata_ind: Strata - individual level

Information	[Type= discrete] [Format=numeric] [Range= 1-3] [Missing=*]
Statistics [NW/ W]	[Valid=5681 /-] [Invalid=4581 /-]
Definition	3 strata according to the individuals' migratory status Only available for Africa

Value	Label	Cases	Percentage
1	Return migrant	1794	31.6%
2	Partner of a migrant	268	4.7%
3	Other non migrant	3619	63.7%
Sysmiss		4581	

Warning: these figures indicate the number of cases found in the data file. They cannot be interpreted as summary statistics of the population of interest.

num_net: Number of migrant

Information	[Type= discrete] [Format=numeric] [Range= 1-21] [Missing=*]
Statistics [NW/ W]	[Valid=9928 /-] [Invalid=334 /-]

Value	Label	Cases	Percentage
1		2295	23.1%
2		1751	17.6%
3		1402	14.1%
4		1063	10.7%
5		841	8.5%
6		617	6.2%
7		516	5.2%
8		387	3.9%
9		275	2.8%
10		225	2.3%
11		188	1.9%
12		129	1.3%
13		87	0.9%
14		67	0.7%
15		32	0.3%
16		17	0.2%
17		11	0.1%
18		8	0.1%

File : rdc_qb_network

num_net: Number of migrant

Value	Label	Cases	Percentage
19		8	0.1%
20		7	0.1%
21		2	0.0%
Sysmiss		334	

Warning: these figures indicate the number of cases found in the data file. They cannot be interpreted as summary statistics of the population of interest.

num_netmig: Number of migrant's migration

Information	[Type= discrete] [Format=numeric] [Range= 1-10] [Missing=*]
Statistics [NW/ W]	[Valid=9928 /-] [Invalid=334 /-]

Value	Label	Cases	Percentage
1		7563	76.2%
2		1961	19.8%
3		302	3.0%
4		74	0.7%
5		24	0.2%
6		3	0.0%
7		1	0.0%
Sysmiss		334	

Warning: these figures indicate the number of cases found in the data file. They cannot be interpreted as summary statistics of the population of interest.

id_net: ID of migrant

Information	[Type= discrete] [Format=character] [Missing=*]
Statistics [NW/ W]	[Valid=9928 /-] [Invalid=0 /-]
Notes	Computed variable from ident and num_net

id_netmig: ID of migrant's migration

Information	[Type= discrete] [Format=character] [Missing=*]
Statistics [NW/ W]	[Valid=9928 /-] [Invalid=0 /-]
Notes	Constructed variable from id_net and num_netmig

id_uni: Union ID

Information	[Type= discrete] [Format=character] [Missing=*]
Statistics [NW/ W]	[Valid=9928 /-] [Invalid=0 /-]
Notes	Computed variable from ident and q901c (num_union in the "union" database)

Value	Label	Cases	Percentage
.		8938	90.0%
U_B00000011		1	0.0%
U_B00000021		1	0.0%
U_B00000031		1	0.0%
U_B00000041		1	0.0%
U_B00000042		1	0.0%
U_B00000051		1	0.0%
U_B00000061		1	0.0%
U_B00000091		2	0.0%

File : rdc_qb_network

id_uni: Union ID

Value	Label	Cases	Percentage
U_B00000112		1	0.0%
U_B00000121		1	0.0%
U_B00000131		1	0.0%
U_B00000152		2	0.0%
U_B00000161		1	0.0%
U_B00000173		1	0.0%
U_B00000181		2	0.0%
U_B00000191		1	0.0%
U_B00000201		3	0.0%
U_B00000211		2	0.0%
U_B00000221		1	0.0%
U_B00000231		1	0.0%
U_B00000241		1	0.0%
U_B00000242		1	0.0%
U_B00000251		1	0.0%
U_B00000271		1	0.0%
U_B00000311		4	0.0%
U_B00000331		4	0.0%
U_B00000351		2	0.0%
U_B00000352		3	0.0%
U_B00000361		3	0.0%
U_B00000381		4	0.0%
U_B00000411		4	0.0%
U_B00000421		1	0.0%
U_B00000452		1	0.0%
U_B00000461		2	0.0%
U_B00000462		1	0.0%
U_B00000472		1	0.0%
U_B00000473		1	0.0%
U_B00000474		1	0.0%
U_B00000475		1	0.0%
U_B00000476		1	0.0%
U_B00000477		1	0.0%
U_B00000478		2	0.0%
U_B00000481		1	0.0%
U_B00000502		1	0.0%
U_B00000521		2	0.0%
U_B00000531		1	0.0%
U_B00000541		1	0.0%
U_B00000561		1	0.0%
U_B00000571		2	0.0%
U_B00000572		2	0.0%
U_B00000582		3	0.0%

File : rdc_qb_network

id_uni: Union ID

Value	Label	Cases	Percentage
U_B00000591		1	0.0%
U_B00000611		1	0.0%
U_B00000621		2	0.0%
U_B00000681		1	0.0%
U_B00000692		2	0.0%
U_B00000701		1	0.0%
U_B00000702		5	0.1%
U_B00000711		1	0.0%
U_B00000721		2	0.0%
U_B00000731		1	0.0%
U_B00000732		1	0.0%
U_B00000742		1	0.0%
U_B00000751		1	0.0%
U_B00000762		1	0.0%
U_B00000763		1	0.0%
U_B00000764		1	0.0%
U_B00000765		1	0.0%
U_B00000771		1	0.0%
U_B00000781		1	0.0%
U_B00000782		1	0.0%
U_B00000801		1	0.0%
U_B00000821		2	0.0%
U_B00000822		1	0.0%
U_B00000831		1	0.0%
U_B00000841		1	0.0%
U_B00000851		3	0.0%
U_B00000861		2	0.0%
U_B00000871		1	0.0%
U_B00000881		2	0.0%
U_B00000901		1	0.0%
U_B00000911		1	0.0%
U_B00000921		1	0.0%
U_B00000922		1	0.0%
U_B00000931		1	0.0%
U_B00000941		2	0.0%
U_B00000961		2	0.0%
U_B00000971		1	0.0%
U_B00000981		1	0.0%
U_B00001012		1	0.0%
U_B00001031		1	0.0%
U_B00001041		1	0.0%
U_B00001051		1	0.0%
U_B00001061		1	0.0%

File : rdc_qb_network

id_uni: Union ID

Value	Label	Cases	Percentage
U_B00001091		1	0.0%
U_B00001121		1	0.0%
U_B00001141		2	0.0%
U_B00001162		1	0.0%
U_B00001163		2	0.0%
U_B00001171		1	0.0%
U_B00001181		3	0.0%
U_B00001192		2	0.0%
U_B00001193		1	0.0%
U_B00001201		1	0.0%
U_B00001221		2	0.0%
U_B00001241		2	0.0%
U_B00001251		1	0.0%
U_B00001252		1	0.0%
U_B00001261		1	0.0%
U_B00001271		1	0.0%
U_B00001301		4	0.0%
U_B00001311		1	0.0%
U_B00001321		1	0.0%
U_B00001331		1	0.0%
U_B00001341		1	0.0%
U_B00001351		1	0.0%
U_B00001371		1	0.0%
U_B00001381		1	0.0%
U_B00001392		2	0.0%
U_B00001393		1	0.0%
U_B00001411		3	0.0%
U_B00001481		1	0.0%
U_B00001511		1	0.0%
U_B00001541		1	0.0%
U_B00001551		1	0.0%
U_B00001561		1	0.0%
U_B00001571		2	0.0%
U_B00001591		2	0.0%
U_B00001601		1	0.0%
U_B00001612		2	0.0%
U_B00001631		1	0.0%
U_B00001641		1	0.0%
U_B00001651		1	0.0%
U_B00001692		1	0.0%
U_B00001701		1	0.0%
U_B00001712		2	0.0%
U_B00001721		2	0.0%

File : rdc_qb_network

id_uni: Union ID

Value	Label	Cases	Percentage
U_B00001741		1	0.0%
U_B00001761		2	0.0%
U_B00001781		1	0.0%
U_B00001811		2	0.0%
U_B00001821		1	0.0%
U_B00001832		2	0.0%
U_B00001833		1	0.0%
U_B00001851		2	0.0%
U_B00001861		1	0.0%
U_B00001871		2	0.0%
U_B00001881		1	0.0%
U_B00001921		1	0.0%
U_B00001931		3	0.0%
U_B00001981		2	0.0%
U_B00001991		1	0.0%
U_B00002081		2	0.0%
U_B00002091		1	0.0%
U_B00002101		2	0.0%
U_B00002102		4	0.0%
U_B00002111		2	0.0%
U_B00002131		2	0.0%
U_B00002151		1	0.0%
U_B00002171		1	0.0%
U_B00002181		1	0.0%
U_B00002211		1	0.0%
U_B00002241		1	0.0%
U_B00002251		2	0.0%
U_B00002261		2	0.0%
U_B00002262		2	0.0%
U_B00002271		1	0.0%
U_B00002301		3	0.0%
U_B00002321		1	0.0%
U_B00002331		2	0.0%
U_B00002361		3	0.0%
U_B00002371		1	0.0%
U_B00002381		1	0.0%
U_B00002431		1	0.0%
U_B00002451		1	0.0%
U_B00002461		1	0.0%
U_B00002471		1	0.0%
U_B00002501		1	0.0%
U_B00002521		1	0.0%
U_B00002551		2	0.0%

File : rdc_qb_network

id_uni: Union ID

Value	Label	Cases	Percentage
U_B00002562		1	0.0%
U_B00002581		2	0.0%
U_B00002591		2	0.0%
U_B00002602		2	0.0%
U_B00002621		3	0.0%
U_B00002631		1	0.0%
U_B00002641		1	0.0%
U_B00002642		1	0.0%
U_B00002643		1	0.0%
U_B00002652		1	0.0%
U_B00002671		1	0.0%
U_B00002691		2	0.0%
U_B00002701		1	0.0%
U_B00002711		1	0.0%
U_B00002721		3	0.0%
U_B00002751		1	0.0%
U_B00002761		2	0.0%
U_B00002771		1	0.0%
U_B00002772		1	0.0%
U_B00002781		2	0.0%
U_B00002791		2	0.0%
U_B00002801		1	0.0%
U_B00002821		1	0.0%
U_B00002831		1	0.0%
U_B00002861		1	0.0%
U_B00002862		1	0.0%
U_B00002911		2	0.0%
U_B00002931		2	0.0%
U_B00002971		1	0.0%
U_B00002982		1	0.0%
U_B00007021		1	0.0%
U_B00007031		1	0.0%
U_B00007061		1	0.0%
U_B00007072		1	0.0%
U_B00007121		1	0.0%
U_B00007141		1	0.0%
U_B00007151		1	0.0%
U_B00007171		1	0.0%
U_B00008001		3	0.0%
U_C00040011		2	0.0%
U_C00140011		1	0.0%
U_C00380031		2	0.0%
U_C00470021		1	0.0%

File : rdc_qb_network

id_uni: Union ID

Value	Label	Cases	Percentage
U_C00480021		1	0.0%
U_C00540021		2	0.0%
U_C00550011		2	0.0%
U_C00810012		1	0.0%
U_C00810031		1	0.0%
U_C00820031		1	0.0%
U_C00970011		1	0.0%
U_C00990011		1	0.0%
U_C01290011		1	0.0%
U_C01300011		1	0.0%
U_C01430011		1	0.0%
U_C01470011		1	0.0%
U_C01530011		1	0.0%
U_C01710011		2	0.0%
U_C01760021		2	0.0%
U_C01840021		1	0.0%
U_C01840022		1	0.0%
U_C01930022		1	0.0%
U_C01960061		1	0.0%
U_C01970012		1	0.0%
U_C01970022		2	0.0%
U_C02060021		2	0.0%
U_C02130021		1	0.0%
U_C02220021		1	0.0%
U_C02290021		1	0.0%
U_C02690013		1	0.0%
U_C02710012		1	0.0%
U_C02720021		3	0.0%
U_C02930021		2	0.0%
U_C02990051		1	0.0%
U_C03040011		1	0.0%
U_C03150011		2	0.0%
U_C03160031		1	0.0%
U_C03200071		1	0.0%
U_C03230041		1	0.0%
U_C03290011		2	0.0%
U_C03290021		2	0.0%
U_C03400011		2	0.0%
U_C03430011		2	0.0%
U_C03470011		1	0.0%
U_C03470021		3	0.0%
U_C03480031		1	0.0%
U_C03510011		1	0.0%

File : rdc_qb_network

id_uni: Union ID

Value	Label	Cases	Percentage
U_C03600011		2	0.0%
U_C03630011		2	0.0%
U_C03630021		3	0.0%
U_C03680021		1	0.0%
U_C03740021		2	0.0%
U_C03890011		1	0.0%
U_C03890021		1	0.0%
U_C03980011		2	0.0%
U_C03990011		1	0.0%
U_C04010014		3	0.0%
U_C04010021		2	0.0%
U_C04010022		3	0.0%
U_C04040021		1	0.0%
U_C04130011		2	0.0%
U_C04130021		5	0.1%
U_C04190011		1	0.0%
U_C04190021		2	0.0%
U_C04360011		2	0.0%
U_C04440041		1	0.0%
U_C04450011		1	0.0%
U_C04450021		1	0.0%
U_C04490012		1	0.0%
U_C04520021		2	0.0%
U_C04540021		2	0.0%
U_C04550012		1	0.0%
U_C04570091		1	0.0%
U_C04590021		2	0.0%
U_C04600011		1	0.0%
U_C04640021		2	0.0%
U_C04660071		1	0.0%
U_C04700011		1	0.0%
U_C04790021		1	0.0%
U_C04930021		3	0.0%
U_C04960021		1	0.0%
U_C04970021		2	0.0%
U_C04990121		1	0.0%
U_C05040021		2	0.0%
U_C05050011		2	0.0%
U_C05080021		2	0.0%
U_C05100032		1	0.0%
U_C05130021		2	0.0%
U_C05140011		1	0.0%
U_C05170021		2	0.0%

File : rdc_qb_network

id_uni: Union ID

Value	Label	Cases	Percentage
U_C05190041		1	0.0%
U_C05190042		1	0.0%
U_C05200011		1	0.0%
U_C05200101		1	0.0%
U_C05210021		1	0.0%
U_C05270011		2	0.0%
U_C05340022		2	0.0%
U_C05340041		1	0.0%
U_C05350031		1	0.0%
U_C05380021		2	0.0%
U_C05410011		2	0.0%
U_C05450011		2	0.0%
U_C05570021		1	0.0%
U_C05630041		2	0.0%
U_C05640011		1	0.0%
U_C05760011		1	0.0%
U_C05800011		3	0.0%
U_C05800021		2	0.0%
U_C05940021		1	0.0%
U_C06180031		1	0.0%
U_C06240011		1	0.0%
U_C06290011		1	0.0%
U_C06350011		1	0.0%
U_C06430041		1	0.0%
U_C06480011		2	0.0%
U_C06520011		1	0.0%
U_C06530012		1	0.0%
U_C06680021		2	0.0%
U_C06780021		2	0.0%
U_C06890032		1	0.0%
U_C06900031		1	0.0%
U_C06910021		1	0.0%
U_C07030021		2	0.0%
U_C07100021		1	0.0%
U_C07270021		2	0.0%
U_C07380021		1	0.0%
U_C07400011		2	0.0%
U_C07400021		1	0.0%
U_C07540021		1	0.0%
U_C07720041		1	0.0%
U_C07740051		1	0.0%
U_C07740053		1	0.0%
U_C07890021		2	0.0%

File : rdc_qb_network

id_uni: Union ID

Value	Label	Cases	Percentage
U_C07900011		1	0.0%
U_C08250021		2	0.0%
U_C08800021		2	0.0%
U_C08910021		2	0.0%
U_C09010021		2	0.0%
U_C09110061		1	0.0%
U_C09230011		1	0.0%
U_C09460021		2	0.0%
U_C09500011		2	0.0%
U_C09500021		2	0.0%
U_C09500031		1	0.0%
U_C09510031		1	0.0%
U_C09520021		2	0.0%
U_C09540011		1	0.0%
U_C09580021		1	0.0%
U_C09610021		2	0.0%
U_C09640021		1	0.0%
U_C09750011		1	0.0%
U_C09790011		2	0.0%
U_C09810041		1	0.0%
U_C09830011		2	0.0%
U_C09840021		2	0.0%
U_C09860021		2	0.0%
U_C09890021		1	0.0%
U_C10000021		2	0.0%
U_C10030011		2	0.0%
U_C10050031		2	0.0%
U_C10140021		2	0.0%
U_C10310032		1	0.0%
U_C10330021		2	0.0%
U_C10330031		1	0.0%
U_C10340022		2	0.0%
U_C10370022		2	0.0%
U_C10600032		1	0.0%
U_C10620023		2	0.0%
U_C10760011		1	0.0%
U_C10800011		1	0.0%
U_C10890021		2	0.0%
U_C10910011		2	0.0%
U_C10910021		2	0.0%
U_C10960011		3	0.0%
U_C11220021		2	0.0%
U_C11350021		2	0.0%

File : rdc_qb_network

id_uni: Union ID

Value	Label	Cases	Percentage
U_C11510021		1	0.0%
U_C11630041		2	0.0%
U_C11700021		2	0.0%
U_C11910011		2	0.0%
U_C11910021		2	0.0%
U_C11940021		2	0.0%
U_C11950011		1	0.0%
U_C11960011		1	0.0%
U_C11980011		2	0.0%
U_C12000021		1	0.0%
U_C12020011		1	0.0%
U_C12050061		1	0.0%
U_C12110011		2	0.0%
U_C12380021		2	0.0%
U_C12470011		1	0.0%
U_C12480031		2	0.0%
U_C12500011		1	0.0%
U_C12500151		1	0.0%
U_C12520011		2	0.0%
U_C12550021		2	0.0%
U_C12710011		2	0.0%
U_C12880031		1	0.0%
U_C12990042		3	0.0%
U_C13020011		1	0.0%
U_C13120011		1	0.0%
U_C13170011		2	0.0%
U_C13170021		2	0.0%
U_C13240011		1	0.0%
U_C13280011		2	0.0%
U_C13280021		2	0.0%
U_C13330011		2	0.0%
U_C13460011		1	0.0%
U_C13470031		1	0.0%
U_C13480012		1	0.0%
U_C13480021		2	0.0%
U_C13510012		2	0.0%
U_C13510021		1	0.0%
U_C13610011		1	0.0%
U_C13640011		2	0.0%
U_C13640021		2	0.0%
U_C13890111		1	0.0%
U_C13940021		2	0.0%
U_C13950011		5	0.1%

File : rdc_qb_network

id_uni: Union ID

Value	Label	Cases	Percentage
U_C13950021		2	0.0%
U_C13970021		2	0.0%
U_C14030011		2	0.0%
U_C14160021		2	0.0%
U_C14170071		1	0.0%
U_C14190021		2	0.0%
U_C14300011		1	0.0%
U_C14340011		2	0.0%
U_C14370011		1	0.0%
U_C14370031		2	0.0%
U_C14380011		2	0.0%
U_C14460011		2	0.0%
U_C14480013		2	0.0%
U_C14480021		2	0.0%
U_C14480022		1	0.0%
U_C14540021		1	0.0%
U_C14580011		1	0.0%
U_C14610041		1	0.0%
U_C14630061		1	0.0%
U_C14670012		2	0.0%
U_C14680012		2	0.0%
U_C14700021		2	0.0%
U_C14730011		2	0.0%
U_C14730021		2	0.0%
U_C14800021		2	0.0%
U_C14990021		2	0.0%
U_C15010011		2	0.0%
U_C15040021		2	0.0%
U_C15080011		1	0.0%
U_C15090011		1	0.0%
U_C15110071		1	0.0%
U_C15120042		1	0.0%
U_C15130011		2	0.0%
U_C15160081		1	0.0%
U_C15160082		1	0.0%
U_C15240011		2	0.0%
U_C15340021		2	0.0%
U_C15410011		2	0.0%
U_C15410021		2	0.0%
U_C15430021		2	0.0%
U_C15520041		2	0.0%
U_C15560011		1	0.0%
U_C15620021		2	0.0%

File : rdc_qb_network

id_uni: Union ID

Value	Label	Cases	Percentage
U_C15630021		2	0.0%
U_C15650032		2	0.0%
U_C15800011		2	0.0%
U_C15800021		2	0.0%
U_C15830081		2	0.0%
U_C16010011		2	0.0%
U_C16110021		2	0.0%
U_C16190011		2	0.0%
U_C16190021		2	0.0%
U_C16200011		1	0.0%
U_C16380021		2	0.0%
U_C16400011		1	0.0%
U_C16450021		2	0.0%
U_C16510021		5	0.1%
U_C16540011		1	0.0%
U_C16620011		1	0.0%
U_C16650011		1	0.0%
U_C16660011		1	0.0%
U_C16740011		1	0.0%
U_C16750011		1	0.0%
U_C16920021		2	0.0%
U_C16990021		2	0.0%
U_C17000011		2	0.0%
U_C17030021		2	0.0%
U_C17040011		2	0.0%
U_C17190011		2	0.0%
U_C17250041		1	0.0%
U_C17380011		1	0.0%
U_C17430011		2	0.0%
U_C17430021		2	0.0%
U_C17540021		2	0.0%
U_C17690021		2	0.0%
U_C17730021		2	0.0%
U_U00002001		1	0.0%
U_U00002011		1	0.0%
U_U00002021		1	0.0%
U_U00002031		1	0.0%
U_U00002061		1	0.0%
U_U00002101		1	0.0%
U_U00002111		1	0.0%
U_U00002141		2	0.0%
U_U00002151		1	0.0%
U_U00002152		1	0.0%

File : rdc_qb_network

id_uni: Union ID

Value	Label	Cases	Percentage
U_U00002161		2	0.0%
U_U00002171		1	0.0%
U_U00002181		3	0.0%
U_U00002191		2	0.0%
U_U00002202		1	0.0%
U_U00002212		2	0.0%
U_U00002221		1	0.0%
U_U00002222		1	0.0%
U_U00002241		2	0.0%
U_U00002251		2	0.0%
U_U00002261		1	0.0%
U_U00002271		1	0.0%
U_U00002272		2	0.0%
U_U00002281		1	0.0%
U_U00002292		1	0.0%
U_U00002301		2	0.0%
U_U00002311		3	0.0%
U_U00002321		2	0.0%
U_U00002331		1	0.0%
U_U00002341		4	0.0%
U_U00002351		2	0.0%
U_U00002361		2	0.0%
U_U00002371		1	0.0%
U_U00002382		3	0.0%
U_U00002391		1	0.0%
U_U00002411		4	0.0%
U_U00002421		1	0.0%
U_U00002441		1	0.0%
U_U00002442		1	0.0%
U_U00002451		1	0.0%
U_U00002461		1	0.0%
U_U00002481		1	0.0%
U_U00002491		1	0.0%
U_U00002501		1	0.0%
U_U00002502		1	0.0%
U_U00002511		1	0.0%
U_U00002521		2	0.0%
U_U00002531		1	0.0%
U_U00002551		1	0.0%
U_U00002561		1	0.0%
U_U00002571		1	0.0%
U_U00002591		2	0.0%
U_U00002601		1	0.0%

File : rdc_qb_network

id_uni: Union ID

Value	Label	Cases	Percentage
U_U00002631		2	0.0%
U_U00002641		1	0.0%
U_U00002661		2	0.0%
U_U00002671		1	0.0%
U_U00002691		2	0.0%
U_U00002711		1	0.0%
U_U00002721		2	0.0%
U_U00002731		2	0.0%
U_U00002751		1	0.0%
U_U00002761		2	0.0%
U_U00002781		3	0.0%
U_U00002791		3	0.0%
U_U00002801		4	0.0%
U_U00002812		1	0.0%
U_U00002821		1	0.0%
U_U00002831		1	0.0%
U_U00002841		2	0.0%
U_U00002851		2	0.0%
U_U00002861		1	0.0%
U_U00002882		1	0.0%
U_U00002891		1	0.0%
U_U00002901		2	0.0%
U_U00002911		2	0.0%
U_U00002921		1	0.0%
U_U00002932		1	0.0%
U_U00002951		1	0.0%
U_U00002962		1	0.0%
U_U00002971		1	0.0%
U_U00002982		1	0.0%
U_U00002992		1	0.0%
U_U00003001		2	0.0%
U_U00003011		2	0.0%
U_U00003021		3	0.0%
U_U00003031		1	0.0%
U_U00003051		1	0.0%
U_U00003061		2	0.0%
U_U00003071		1	0.0%
U_U00003091		1	0.0%
U_U00003101		1	0.0%
U_U00003111		3	0.0%
U_U00003122		1	0.0%
U_U00003131		2	0.0%
U_U00003161		1	0.0%

File : rdc_qb_network

id_uni: Union ID

Value	Label	Cases	Percentage
U_U00003181		1	0.0%
U_U00003191		1	0.0%
U_U00003201		2	0.0%
U_U00003211		3	0.0%
U_U00003232		3	0.0%
U_U00003261		2	0.0%
U_U00003272		1	0.0%
U_U00003311		1	0.0%
U_U00003321		2	0.0%
U_U00003322		2	0.0%
U_U00003323		1	0.0%
U_U00003331		2	0.0%
U_U00003341		4	0.0%
U_U00003361		3	0.0%
U_U00003381		1	0.0%
U_U00003382		1	0.0%
U_U00003401		1	0.0%
U_U00003402		3	0.0%
U_U00003411		1	0.0%
U_U00003412		2	0.0%
U_U00003421		2	0.0%
U_U00003422		1	0.0%
U_U00003431		1	0.0%
U_U00003441		2	0.0%
U_U00003461		2	0.0%
U_U00003462		1	0.0%
U_U00003463		1	0.0%
U_U00003471		3	0.0%
U_U00003481		2	0.0%
U_U00003491		1	0.0%
U_U00004002		2	0.0%

Warning: these figures indicate the number of cases found in the data file. They cannot be interpreted as summary statistics of the population of interest.

id_enf: Children ID

Information	[Type= discrete] [Format=character] [Missing=*]
Statistics [NW/ W]	[Valid=9928 /-] [Invalid=0 /-]
Notes	Computed variable from ident and q901e (num_enf in the "children" database)

q1: Sex

Information	[Type= discrete] [Format=numeric] [Range= 1-9999] [Missing=*]
Statistics [NW/ W]	[Valid=10262 /-] [Invalid=0 /-]
Literal question	Q1. The respondent is:
Post-question	To begin with, I would like to note the major events and periods of your life on this grid. We will begin at the time of your birth. Later we will look at these periods of life in some more detail.

File : rdc_qb_network

q1: Sex

Value	Label	Cases	Percentage
1	Man	5011	48.8%
2	Woman	5251	51.2%

Warning: these figures indicate the number of cases found in the data file. They cannot be interpreted as summary statistics of the population of interest.

q1a: Year of birth

Information	[Type= discrete] [Format=numeric] [Range= 1932-9999] [Missing=*]
Statistics [NW/ W]	[Valid=10262 /-] [Invalid=0 /-]
Literal question	Q1A. To start with, and to help us to set a time scale, could you tell me in which year you were born (or your age as at last birthday)? Year of birth
Interviewer's instructions	AGEVEN: Locate year of birth in the grid, note 0 in the columns titled "age", and fill in these columns by retracing the age till the current age of the respondent.

Value	Label	Cases	Percentage
1934		8	0.1%
1935		20	0.2%
1936		3	0.0%
1937		47	0.5%
1938		38	0.4%
1939		65	0.6%
1940		67	0.7%
1941		26	0.3%
1942		60	0.6%
1943		22	0.2%
1944		59	0.6%
1945		54	0.5%
1946		56	0.5%
1947		87	0.8%
1948		177	1.7%
1949		128	1.2%
1950		171	1.7%
1951		55	0.5%
1952		126	1.2%
1953		164	1.6%
1954		92	0.9%
1955		157	1.5%
1956		229	2.2%
1957		190	1.9%
1958		263	2.6%
1959		221	2.2%
1960		382	3.7%
1961		164	1.6%
1962		254	2.5%
1963		334	3.3%
1964		243	2.4%

File : rdc_qb_network

q1a: Year of birth

Value	Label	Cases	Percentage
1965		271	2.6%
1966		379	3.7%
1967		308	3.0%
1968		393	3.8%
1969		420	4.1%
1970		252	2.5%
1971		328	3.2%
1972		319	3.1%
1973		383	3.7%
1974		499	4.9%
1975		267	2.6%
1976		218	2.1%
1977		229	2.2%
1978		225	2.2%
1979		347	3.4%
1980		372	3.6%
1981		200	1.9%
1982		295	2.9%
1983		234	2.3%
1984		361	3.5%

Warning: these figures indicate the number of cases found in the data file. They cannot be interpreted as summary statistics of the population of interest.

age_survey: Age at survey

Information	[Type= continuous] [Format=numeric] [Range= 25-77] [Missing=*]
Statistics [NW/ W]	[Valid=10262 /-] [Invalid=0 /-] [Mean=42.276 /-] [StdDev=11.268 /-]
Literal question	Q1A. To start with, and to help us to set a time scale, could you tell me in which year you were born (or your age as at last birthday)? Age
Interviewer's instructions	AGEVEN: Locate year of birth in the grid, note 0 in the columns titled "age", and fill in these columns by retracing the age till the current age of the respondent.

q18: Which is the last school year you attended

Information	[Type= discrete] [Format=numeric] [Range= 0-2147483624] [Missing=*]
Statistics [NW/ W]	[Valid=10247 /-] [Invalid=15 /-]
Literal question	Q18. Let's talk about your studies: Which is the last school year you attended?
Post-question	If q18 in 0, 1, 2, 3, 4, 5, 6, 7, 8, 9 => Go to next page
Interviewer's instructions	- If EGO has no formal education: Encircle the code 00 below - If EGO has some formal education: Encircle the corresponding code

Value	Label	Cases	Percentage
0	None	116	1.1%
3	Primary school	4	0.0%
4	Primary school	11	0.1%
5	Primary school	42	0.4%
6	Primary school	52	0.5%
7	Primary school	70	0.7%

File : rdc_qb_network

q18: Which is the last school year you attended

Value	Label	Cases	Percentage
8	Primary school	107	1.0%
9	Primary school	384	3.7%
10	Orientation cycle	161	1.6%
11	Orientation cycle	363	3.5%
12	Classics	451	4.4%
13	Classics	646	6.3%
14	Classics	570	5.6%
15	Classics	2175	21.2%
16	Superior-Graduat	486	4.7%
17	Superior-Graduat	494	4.8%
18	Superior-Graduat	1919	18.7%
19	Superior-Licence	90	0.9%
20	Superior-Licence	1495	14.6%
21	DES-DEA	159	1.6%
22	DES-DEA	211	2.1%
23	PhD	12	0.1%
24	PhD	60	0.6%
25	PhD	24	0.2%
26	PhD	8	0.1%
27	PhD	137	1.3%
Sysmiss		15	

Warning: these figures indicate the number of cases found in the data file. They cannot be interpreted as summary statistics of the population of interest.

q901: Link with Ego

Information	[Type= discrete] [Format=numeric] [Range= 1-2147483624] [Missing=*]
Statistics [NW/ W]	[Valid=9924 /-] [Invalid=338 /-]
Source	MAFE team
Pre-question	PEOPLE IN THE FAMILY/NETWORK
Literal question	901. Relationship: the person is Ego's...
Interviewer's instructions	Code: If the person is Ego's child or partner, indicate his or her number given in AGEVEN

Value	Label	Cases	Percentage
1	Partner	990	10.0%
2	Daughter/son	1866	18.8%
3	Mother/father	755	7.6%
4	Sister/brother	3248	32.7%
5	Aunt/uncle	472	4.8%
6	Niece/nephew	335	3.4%
7	Cousin	883	8.9%
8	Grandmother/grandfather	6	0.1%
9	Granddaughter/Grandfather	10	0.1%
10	Daughter/son-in-law, stepdaughter/son	23	0.2%
11	Sister/brother-in-law	272	2.7%

File : rdc_qb_network

q901: Link with Ego

Value	Label	Cases	Percentage
12	Co-wife	1	0.0%
13	Other relative	76	0.8%
14	Friend	913	9.2%
15	Other	28	0.3%
16	Foster/adopted child	46	0.5%
Sysmiss		338	

Warning: these figures indicate the number of cases found in the data file. They cannot be interpreted as summary statistics of the population of interest.

q901c: Number of partner/spouse

Information	[Type= discrete] [Format=numeric] [Range= 1-7] [Missing=*]
Statistics [NW/ W]	[Valid=990 /-] [Invalid=9272 /-]
Universe	If q901 in 1
Source	MAFE team
Literal question	901. Relationship: the person is Ego's... Number of partner (Q101)
Interviewer's instructions	If the person is Ego's child or partner, indicate his or her number given in AGEVEN

Value	Label	Cases	Percentage
1		828	83.6%
2		134	13.5%
3		17	1.7%
4		5	0.5%
5		2	0.2%
6		1	0.1%
7		1	0.1%
8		2	0.2%
Sysmiss		9272	

Warning: these figures indicate the number of cases found in the data file. They cannot be interpreted as summary statistics of the population of interest.

q901e: Number of child

Information	[Type= discrete] [Format=numeric] [Range= 1-12] [Missing=*]
Statistics [NW/ W]	[Valid=1900 /-] [Invalid=8362 /-]
Universe	If q901 in 2
Source	MAFE team
Literal question	901. Relationship: the person is Ego's... Number of child (Q202)
Interviewer's instructions	If the person is Ego's child or partner, indicate his or her number given in AGEVEN

Value	Label	Cases	Percentage
1		562	29.6%
2		452	23.8%
3		329	17.3%
4		212	11.2%
5		138	7.3%
6		78	4.1%

File : rdc_qb_network

q901e: Number of child

Value	Label	Cases	Percentage
7		43	2.3%
8		40	2.1%
9		29	1.5%
10		8	0.4%
11		5	0.3%
12		2	0.1%
15		1	0.1%
17		1	0.1%
Sysmiss		8362	

Warning: these figures indicate the number of cases found in the data file. They cannot be interpreted as summary statistics of the population of interest.

q901a: Specify the other relative

Information	[Type= discrete] [Format=character] [Missing=*]
Statistics [NW/ W]	[Valid=65 /-] [Invalid=0 /-]
Universe	If q901 in 13
Source	MAFE team
Literal question	901. Relationship: the person is Ego's... Other relative => Specify

Value	Label	Cases	Percentage
8888		3	4.6%
BEAU FRERE		2	3.1%
BEAU PERE		5	7.7%
BEAU PÃ`RE		2	3.1%
BELLE MERE		2	3.1%
BELLE SOEUR		1	1.5%
COUSIN		1	1.5%
COUSIN DE LA CONJOINTE		1	1.5%
COUSIN DU CONJOINT		1	1.5%
COUSINE DE LA CONJOINTE		1	1.5%
DEMI FRERE		1	1.5%
DEMI SOEUR		3	4.6%
DEMI SOUR		1	1.5%
ENFANT CONJOINT		1	1.5%
ENFANT DE LA PETITE SOEUR DE EGO		1	1.5%
ENFANT DU CONJOINT		1	1.5%
ENFANT DU CONJOINT		2	3.1%

File : rdc_qb_network

q901a: Specify the other relative

Value	Label	Cases	Percentage
HABITANT EN EUROPE			
ENFANT DU MARI		1	1.5%
GRAND FRERE DE PAPA DE EGO		1	1.5%
Grand oncle		1	1.5%
NEVEU		1	1.5%
NEVEU DE LA CONJOINTE		1	1.5%
NEVEU DE LA CONJOINTE DU CHEF DE MENAGE		2	3.1%
NIECE DE MON EPOUX		1	1.5%
NIECE DU CONJOINT		1	1.5%
ONCLE		4	6.2%
ONCLE PATERNELLE		1	1.5%
ONCLE PATERNEL		2	3.1%
Petit-cousin		2	3.1%
Petit-neveu		1	1.5%
Petite-niece		1	1.5%
TANTE		2	3.1%
TANTE MAERNELLE		1	1.5%
TANTE PARTERNELLE		1	1.5%
TANTE MONIQUE		2	3.1%
TANTE PATERNELLE		1	1.5%
TANTEN PATERNELLE		1	1.5%
beau pere		2	3.1%
beau-pere		4	6.2%
cousin		2	3.1%

Warning: these figures indicate the number of cases found in the data file. They cannot be interpreted as summary statistics of the population of interest.

q901b: Specify other

Information	[Type= discrete] [Format=character] [Missing=*]
Statistics [NW/ W]	[Valid=30 /-] [Invalid=0 /-]
Universe	If q901 in 15
Source	MAFE team
Literal question	901. Relationship: the person is Ego's...

File : rdc_qb_network

q901b: Specify other

Other => Specify

Value	Label	Cases	Percentage
2		1	3.3%
ANCIEN CONJOINT		1	3.3%
ANFANT DE MON MARI		1	3.3%
COUSINE DE LA FEMME		1	3.3%
ENFANT ADOPTE		1	3.3%
ENFANT DE MON MARI		1	3.3%
ENFANT DU CONJOINT		3	10.0%
ENFANT DU MARI		3	10.0%
Grande soeur d'un ami		3	10.0%
LA FILLE DE MARI DU CM		1	3.3%
LE MARI A MA COUSINE		1	3.3%
MARAINÉ		1	3.3%
NEVEU DE MON MARI		1	3.3%
NEVEU DU MARI		1	3.3%
ONCLE A MON MARI		1	3.3%
ONCLE DE LEPOUSE		3	10.0%
PASTEUR		1	3.3%
SOEUR DE LA MARATRE		1	3.3%
ancien conjoint		1	3.3%
enfant de mon mari		1	3.3%
un ami a son pere, il ne le connaissait pas		2	6.7%

Warning: these figures indicate the number of cases found in the data file. They cannot be interpreted as summary statistics of the population of interest.

q902: Sex of the migrant

Information	[Type= discrete] [Format=numeric] [Range= 1-2147483624] [Missing=*]		
Statistics [NW/ W]	[Valid=9877 /-] [Invalid=385 /-]		
Source	MAFE team		
Literal question	902. Sex:		
Value	Label	Cases	Percentage
1	Man	5797	58.7%

File : rdc_qb_network

q902: Sex of the migrant

Value	Label	Cases	Percentage
2	Woman	4080	41.3%
Sysmiss		385	

Warning: these figures indicate the number of cases found in the data file. They cannot be interpreted as summary statistics of the population of interest.

q903c: Year in which they met

Information	[Type= discrete] [Format=numeric] [Range= 1945-2147483624] [Missing=*]
Statistics [NW/ W]	[Valid=1806 /-] [Invalid=8456 /-]
Source	MAFE team
Literal question	903C. Year in which they met
Interviewer's instructions	Cross out if the person is not a partner or a friend

Value	Label	Cases	Percentage
1946		2	0.1%
1949		4	0.2%
1950		5	0.3%
1951		1	0.1%
1952		2	0.1%
1954		2	0.1%
1957		3	0.2%
1958		4	0.2%
1959		6	0.3%
1960		9	0.5%
1961		7	0.4%
1962		6	0.3%
1963		13	0.7%
1964		14	0.8%
1965		15	0.8%
1966		7	0.4%
1967		8	0.4%
1968		17	0.9%
1969		17	0.9%
1970		37	2.0%
1971		31	1.7%
1972		23	1.3%
1973		18	1.0%
1974		46	2.5%
1975		24	1.3%
1976		25	1.4%
1977		22	1.2%
1978		38	2.1%
1979		24	1.3%
1980		53	2.9%
1981		29	1.6%
1982		39	2.2%

File : rdc_qb_network

q903c: Year in which they met

Value	Label	Cases	Percentage
1983		39	2.2%
1984		48	2.7%
1985		67	3.7%
1986		42	2.3%
1987		44	2.4%
1988		42	2.3%
1989		53	2.9%
1990		102	5.6%
1991		35	1.9%
1992		52	2.9%
1993		52	2.9%
1994		58	3.2%
1995		68	3.8%
1996		58	3.2%
1997		50	2.8%
1998		43	2.4%
1999		55	3.0%
2000		57	3.2%
2001		45	2.5%
2002		25	1.4%
2003		42	2.3%
2004		51	2.8%
2005		37	2.0%
2006		37	2.0%
2007		34	1.9%
2008		13	0.7%
2009		6	0.3%
Sysmiss		8456	

Warning: these figures indicate the number of cases found in the data file. They cannot be interpreted as summary statistics of the population of interest.

q903d: Year of death

Information	[Type= discrete] [Format=numeric] [Range= 1938-2008] [Missing=*]
Statistics [NW/ W]	[Valid=379 /-] [Invalid=9883 /-]
Source	MAFE team
Literal question	903D. Year of death
Interviewer's instructions	Cross out if the person is not deceased

Value	Label	Cases	Percentage
1960		1	0.3%
1963		2	0.5%
1964		2	0.5%
1966		2	0.5%
1968		2	0.5%
1969		1	0.3%

File : rdc_qb_network

q903d: Year of death

Value	Label	Cases	Percentage
1973		1	0.3%
1974		3	0.8%
1976		4	1.1%
1979		2	0.5%
1980		3	0.8%
1981		3	0.8%
1983		11	2.9%
1984		7	1.8%
1985		4	1.1%
1986		8	2.1%
1987		1	0.3%
1988		5	1.3%
1989		9	2.4%
1990		2	0.5%
1991		12	3.2%
1992		9	2.4%
1993		14	3.7%
1994		4	1.1%
1995		8	2.1%
1996		11	2.9%
1997		15	4.0%
1998		13	3.4%
1999		14	3.7%
2000		25	6.6%
2001		29	7.7%
2002		12	3.2%
2003		16	4.2%
2004		22	5.8%
2005		21	5.5%
2006		16	4.2%
2007		25	6.6%
2008		20	5.3%
2009		20	5.3%
Sysmiss		9883	

Warning: these figures indicate the number of cases found in the data file. They cannot be interpreted as summary statistics of the population of interest.

country: Country of migration

Information	[Type= discrete] [Format=numeric] [Range= 96000-2147483624] [Missing=*]
Statistics [NW/ W]	[Valid=9912 /-] [Invalid=350 /-]
Source	MAFE team
Literal question	904/5/6/7/8/9. Country 1/2/3/4/5/6
Interviewer's instructions	In plain text and CAPITAL letters

File : rdc_qb_network

country: Country of migration

Value	Label	Cases	Percentage
96000	FRANCE	1240	12.5%
99101	DENMARK	1	0.0%
99103	NORWAY	12	0.1%
99104	SWEDEN	18	0.2%
99105	FINLAND	7	0.1%
99109	GERMANY	197	2.0%
99110	AUSTRIA	15	0.2%
99114	ROMANIA	10	0.1%
99116	CZECH REPUBLIC	2	0.0%
99118	BOSNIA-HERZEGOVINA	1	0.0%
99122	POLAND	1	0.0%
99123	RUSSIA	8	0.1%
99126	GREECE	18	0.2%
99127	ITALY	104	1.0%
99131	BELGIUM	1940	19.6%
99132	UNITED KINGDOM	897	9.0%
99134	SPAIN	28	0.3%
99135	NETHERLANDS	109	1.1%
99136	IRELAND or EIRE	20	0.2%
99137	LUXEMBOURG	11	0.1%
99139	PORTUGAL	48	0.5%
99140	SWITZERLAND	108	1.1%
99142	FEDERAL REPUBLIC OF GERMANY	2	0.0%
99155	UKRAINE	1	0.0%
99201	SAUDI ARABIA	2	0.0%
99205	LEBANON	1	0.0%
99207	ISRAEL	17	0.2%
99208	TURKEY	7	0.1%
99216	CHINA	10	0.1%
99217	JAPAN	11	0.1%
99219	THAILAND	2	0.0%
99220	PHILIPPINES	1	0.0%
99223	INDIA	4	0.0%
99234	CAMBODIA	1	0.0%
99240	KUWAIT	1	0.0%
99247	UNITED ARAB EMIRATES	1	0.0%
99262	EAST TIMOR	1	0.0%
99301	EGYPT	7	0.1%
99303	SOUTH AFRICA	387	3.9%
99309	TANZANIA	11	0.1%
99310	ZIMBABWE	6	0.1%
99311	NAMIBIA	8	0.1%
99312	CONGO (DEMOCRATIC REPUBLIC)	1297	13.1%

File : rdc_qb_network

country: Country of migration

Value	Label	Cases	Percentage
99315	ETHIOPIA	1	0.0%
99316	LIBYA	2	0.0%
99321	BURUNDI	44	0.4%
99322	CAMEROON	53	0.5%
99323	CENTRAL AFRICAN REPUBLIC	38	0.4%
99324	CONGO	850	8.6%
99325	TANGIERS	1	0.0%
99326	COTE DIVOIRE	36	0.4%
99327	BENIN	22	0.2%
99328	GABON	96	1.0%
99329	GHANA	3	0.0%
99330	GUINEA	6	0.1%
99331	BURKINA FASO	3	0.0%
99332	KENYA	42	0.4%
99334	MALAWI	2	0.0%
99335	MALI	13	0.1%
99336	MAURITANIA	4	0.0%
99337	NIGER	9	0.1%
99338	NIGERIA	47	0.5%
99339	UGANDA	20	0.2%
99340	RWANDA	38	0.4%
99341	SENEGAL	33	0.3%
99343	SUDAN	5	0.1%
99344	CHAD	15	0.2%
99345	TOGO	13	0.1%
99346	ZAMBIA	50	0.5%
99347	BOTSWANA	5	0.1%
99350	MOROCCO	30	0.3%
99351	TUNISIA	38	0.4%
99352	ALGERIA	1	0.0%
99390	MAURITIUS	2	0.0%
99391	SWAZILAND	3	0.0%
99393	MOZAMBIQUE	9	0.1%
99395	ANGOLA	1315	13.3%
99397	COMOROS	2	0.0%
99401	CANADA	208	2.1%
99404	UNITED STATES	241	2.4%
99407	CUBA	2	0.0%
99410	HAITI	1	0.0%
99416	BRAZIL	8	0.1%
99417	CHILE	8	0.1%
99421	PARAGUAY	1	0.0%
99424	VENEZUELA	1	0.0%

File : rdc_qb_network

country: Country of migration

Value	Label	Cases	Percentage
99434	BARBADOS	1	0.0%
99443	ALASKA	1	0.0%
99444	ANGUILLA	2	0.0%
99501	AUSTRALIA	13	0.1%
99521	COCOS or KEELING (ISLANDS)	1	0.0%
Sysmiss		350	

Warning: these figures indicate the number of cases found in the data file. They cannot be interpreted as summary statistics of the population of interest.

q904d: Beginning year of the migration

Information	[Type= discrete] [Format=numeric] [Range= 1914-2147483624] [Missing=*]
Statistics [NW/ W]	[Valid=9875 /-] [Invalid=387 /-]
Source	MAFE team
Literal question	904/5/6/7/8/9D - 904/5/6/7/8/9F. Start and end year of the stay in "Country 1/2/3/4/5/6" Start year
Post-question	- Following migrants => Next page / Additional sheets - MODULE RETURNS => Page 59 / Next page

Value	Label	Cases	Percentage
1927		1	0.0%
1933		4	0.0%
1934		4	0.0%
1936		3	0.0%
1938		1	0.0%
1939		1	0.0%
1941		2	0.0%
1943		2	0.0%
1944		4	0.0%
1945		1	0.0%
1947		1	0.0%
1948		3	0.0%
1949		1	0.0%
1950		3	0.0%
1951		1	0.0%
1952		1	0.0%
1953		7	0.1%
1954		1	0.0%
1955		1	0.0%
1956		6	0.1%
1957		1	0.0%
1958		12	0.1%
1959		15	0.2%
1960		15	0.2%
1961		23	0.2%
1962		17	0.2%
1963		21	0.2%

File : rdc_qb_network

q904d: Beginning year of the migration

Value	Label	Cases	Percentage
1964		21	0.2%
1965		31	0.3%
1966		39	0.4%
1967		35	0.4%
1968		43	0.4%
1969		29	0.3%
1970		58	0.6%
1971		39	0.4%
1972		52	0.5%
1973		49	0.5%
1974		54	0.5%
1975		71	0.7%
1976		80	0.8%
1977		65	0.7%
1978		93	0.9%
1979		91	0.9%
1980		194	2.0%
1981		95	1.0%
1982		112	1.1%
1983		115	1.2%
1984		150	1.5%
1985		167	1.7%
1986		171	1.7%
1987		220	2.2%
1988		244	2.5%
1989		305	3.1%
1990		393	4.0%
1991		278	2.8%
1992		314	3.2%
1993		253	2.6%
1994		288	2.9%
1995		312	3.2%
1996		306	3.1%
1997		321	3.3%
1998		342	3.5%
1999		363	3.7%
2000		549	5.6%
2001		358	3.6%
2002		407	4.1%
2003		450	4.6%
2004		429	4.3%
2005		402	4.1%
2006		406	4.1%

File : rdc_qb_network

q904d: Beginning year of the migration

Value	Label	Cases	Percentage
2007		396	4.0%
2008		337	3.4%
2009		196	2.0%
Sysmiss		387	

Warning: these figures indicate the number of cases found in the data file. They cannot be interpreted as summary statistics of the population of interest.

q904f: Ending year of the migration

Information	[Type= discrete] [Format=numeric] [Range= 1918-2147483624] [Missing=*]
Statistics [NW/ W]	[Valid=2787 /-] [Invalid=7475 /-]
Source	MAFE team
Literal question	904/5/6/7/8/9D - 904/5/6/7/8/9F. Start and end year of the stay in "Country 1/2/3/4/5/6" End year
Post-question	- Following migrants => Next page / Additional sheets - MODULE RETURNS => Page 59 / Next page
Interviewer's instructions	Cross out if the person is currently still living in this country

Value	Label	Cases	Percentage
1939		1	0.0%
1952		1	0.0%
1953		3	0.1%
1954		1	0.0%
1956		1	0.0%
1958		2	0.1%
1959		3	0.1%
1960		5	0.2%
1961		6	0.2%
1962		9	0.3%
1963		7	0.3%
1964		4	0.1%
1965		11	0.4%
1966		21	0.8%
1967		15	0.5%
1968		17	0.6%
1969		16	0.6%
1970		17	0.6%
1971		12	0.4%
1972		24	0.9%
1973		13	0.5%
1974		20	0.7%
1975		18	0.6%
1976		32	1.1%
1977		19	0.7%
1978		22	0.8%
1979		28	1.0%
1980		51	1.8%

File : rdc_qb_network

q904f: Ending year of the migration

Value	Label	Cases	Percentage
1981		21	0.8%
1982		38	1.4%
1983		36	1.3%
1984		21	0.8%
1985		42	1.5%
1986		61	2.2%
1987		64	2.3%
1988		98	3.5%
1989		74	2.7%
1990		93	3.3%
1991		73	2.6%
1992		96	3.4%
1993		78	2.8%
1994		79	2.8%
1995		76	2.7%
1996		86	3.1%
1997		105	3.8%
1998		120	4.3%
1999		98	3.5%
2000		119	4.3%
2001		97	3.5%
2002		96	3.4%
2003		88	3.2%
2004		130	4.7%
2005		118	4.2%
2006		120	4.3%
2007		123	4.4%
2008		101	3.6%
2009		57	2.0%
Sysmiss		7475	

Warning: these figures indicate the number of cases found in the data file. They cannot be interpreted as summary statistics of the population of interest.

flag_age: Less than 25 years and more than 75 years

Information	[Type= discrete] [Format=numeric] [Range= 0-1] [Missing=*]
Statistics [NW/ W]	[Valid=10262 /-] [Invalid=0 /-]
Definition	The migrant is younger than 25 or older than 75 at the time of the survey.
Notes	These individuals have ages very close to the thresholds 25-75.

Value	Label	Cases	Percentage
0	No	10262	100.0%
1	Yes	0	

Warning: these figures indicate the number of cases found in the data file. They cannot be interpreted as summary statistics of the population of interest.

flag_arrival: First migration in Europe before 18

Information	[Type= discrete] [Format=numeric] [Range= 0-1] [Missing=*]
--------------------	--

File : rdc_qb_network

flag_arrival: First migration in Europe before 18

Statistics [NW/ W] [Valid=6454 /-] [Invalid=3808 /-]

Definition The migrant (current or returnee) arrived in Europe the 1st time before 18.

Value	Label	Cases	Percentage
0	No	6332	98.1%
1	Yes	122	1.9%
Sysmiss		3808	

Warning: these figures indicate the number of cases found in the data file. They cannot be interpreted as summary statistics of the population of interest.

weight_eur: Weighting normalized on the 3 european countries

Information [Type= continuous] [Format=numeric] [Range= 0.123741947114468-2.92577934265137] [Missing=*]

Statistics [NW/ W] [Valid=4501 /-] [Invalid=5761 /-]

Definition Use when working on the European countries pooled together (for example, the Senegalese population sampled in France, Italy and Spain). It should not be used if the analyses include individuals surveyed in Africa.

weight_all: Weighting normalized on the 4 countries

Information [Type= continuous] [Format=numeric] [Range= 0.043433666229248-7.21617412567139] [Missing=*]

Statistics [NW/ W] [Valid=10262 /-] [Invalid=0 /-]

Definition Use when working on all countries of the MAFE survey (for example, Senegalese population from Senegalese, French, Italian and Spanish samples).

weight_ctry: Weighting normalized by country

Information [Type= continuous] [Format=numeric] [Range= 0.054081816226244-5.26600313186646] [Missing=*]

Statistics [NW/ W] [Valid=10262 /-] [Invalid=0 /-]

Definition Use when working on a single country (for example, the Senegalese population sampled only in Senegal, or in any single European country).

File : rdc_qb_short_return

ident: Biographic individual identifier

Information	[Type= discrete] [Format=character] [Missing=*]
Statistics [NW/ W]	[Valid=2299 /-] [Invalid=0 /-]
Definition	Individual identifiant = 1st letter of country + n° of questionnaire compost

id_country: Country of the survey

Information	[Type= discrete] [Format=character] [Missing=*]
Statistics [NW/ W]	[Valid=2299 /-] [Invalid=0 /-]
Definition	Country where the data was collected: - B = Belgium - C = DR Congo - U = United Kingdom

Value	Label	Cases	Percentage
B		423	18.4%
C		1684	73.2%
U		192	8.4%

Warning: these figures indicate the number of cases found in the data file. They cannot be interpreted as summary statistics of the population of interest.

n_menage: ID of the HH

Information	[Type= continuous] [Format=numeric] [Range= 3-2011] [Missing=*]
Statistics [NW/ W]	[Valid=1684 /-] [Invalid=615 /-]
Definition	Household ID Only available for Africa

n_indiv: ID of the individual in the HH

Information	[Type= continuous] [Format=numeric] [Range= 0-101] [Missing=*]
Statistics [NW/ W]	[Valid=1684 /-] [Invalid=615 /-]
Definition	ID of each individual within her/his household Only available for Africa

num_dr: DR number

Information	[Type= continuous] [Format=numeric] [Range= 1-58] [Missing=*]
Statistics [NW/ W]	[Valid=1684 /-] [Invalid=615 /-]
Definition	Survey area ID Only available for Africa

strata_area: Strata - DR level

Information	[Type= discrete] [Format=numeric] [Range= 1-10] [Missing=*]
Statistics [NW/ W]	[Valid=1662 /-] [Invalid=637 /-]
Definition	Migration prevalence in each survey area, as reported by knowledgeable persons Only available for Africa

Value	Label	Cases	Percentage
1	High level of migration	994	59.8%
2	Medium level of migration	308	18.5%
3	Low level of migration	360	21.7%
Sysmiss		637	

Warning: these figures indicate the number of cases found in the data file. They cannot be interpreted as summary statistics of the population of interest.

File : rdc_qb_short_return

strata_hh: Strata - household level

Information [Type= discrete] [Format=numeric] [Range= 0-2] [Missing=*]

Statistics [NW/ W] [Valid=1662 /-] [Invalid=637 /-]

Definition Stratification by household migrant status according to the screening survey
Only available for Africa

Value	Label	Cases	Percentage
0	HH with no migrant	796	47.9%
1	HH with returnee(s)	528	31.8%
2	HH with current migrant(s)	338	20.3%
Sysmiss		637	

Warning: these figures indicate the number of cases found in the data file. They cannot be interpreted as summary statistics of the population of interest.

strata_ind: Strata - individual level

Information [Type= discrete] [Format=numeric] [Range= 1-3] [Missing=*]

Statistics [NW/ W] [Valid=1662 /-] [Invalid=637 /-]

Definition 3 strata according to the individuals' migratory status
Only available for Africa

Value	Label	Cases	Percentage
1	Return migrant	333	20.0%
2	Partner of a migrant	73	4.4%
3	Other non migrant	1256	75.6%
Sysmiss		637	

Warning: these figures indicate the number of cases found in the data file. They cannot be interpreted as summary statistics of the population of interest.

num_sh_ret: Number of the short return

Information [Type= discrete] [Format=numeric] [Range= 1-18] [Missing=*]

Statistics [NW/ W] [Valid=427 /-] [Invalid=1872 /-]

Value	Label	Cases	Percentage
1		194	45.4%
2		102	23.9%
3		53	12.4%
4		31	7.3%
5		16	3.7%
6		7	1.6%
7		5	1.2%
8		5	1.2%
9		3	0.7%
10		1	0.2%
11		1	0.2%
12		1	0.2%
13		1	0.2%
14		1	0.2%
15		1	0.2%
16		1	0.2%
17		1	0.2%
18		1	0.2%

File : rdc_qb_short_return

num_sh_ret: Number of the short return

Value	Label	Cases	Percentage
19		1	0.2%
20		1	0.2%
Systemmiss		1872	

Warning: these figures indicate the number of cases found in the data file. They cannot be interpreted as summary statistics of the population of interest.

q1: Sex

Information	[Type= discrete] [Format=numeric] [Range= 1-9999] [Missing=*]
Statistics [NW/ W]	[Valid=2299 /-] [Invalid=0 /-]
Literal question	Q1. The respondent is:
Post-question	To begin with, I would like to note the major events and periods of your life on this grid. We will begin at the time of your birth. Later we will look at these periods of life in some more detail.

Value	Label	Cases	Percentage
1	Man	1038	45.2%
2	Woman	1261	54.8%

Warning: these figures indicate the number of cases found in the data file. They cannot be interpreted as summary statistics of the population of interest.

q1a: Year of birth

Information	[Type= discrete] [Format=numeric] [Range= 1932-9999] [Missing=*]
Statistics [NW/ W]	[Valid=2299 /-] [Invalid=0 /-]
Literal question	Q1A. To start with, and to help us to set a time scale, could you tell me in which year you were born (or your age as at last birthday)? Year of birth
Interviewer's instructions	AGEVEN: Locate year of birth in the grid, note 0 in the columns titled "age", and fill in these columns by retracing the age till the current age of the respondent.

Value	Label	Cases	Percentage
1934		2	0.1%
1935		6	0.3%
1936		2	0.1%
1937		11	0.5%
1938		4	0.2%
1939		13	0.6%
1940		8	0.3%
1941		7	0.3%
1942		14	0.6%
1943		6	0.3%
1944		13	0.6%
1945		17	0.7%
1946		16	0.7%
1947		23	1.0%
1948		33	1.4%
1949		28	1.2%
1950		23	1.0%
1951		16	0.7%
1952		52	2.3%
1953		37	1.6%

File : rdc_qb_short_return

q1a: Year of birth

Value	Label	Cases	Percentage
1954		29	1.3%
1955		43	1.9%
1956		48	2.1%
1957		34	1.5%
1958		63	2.7%
1959		47	2.0%
1960		77	3.3%
1961		35	1.5%
1962		56	2.4%
1963		60	2.6%
1964		50	2.2%
1965		59	2.6%
1966		59	2.6%
1967		54	2.3%
1968		81	3.5%
1969		92	4.0%
1970		67	2.9%
1971		62	2.7%
1972		68	3.0%
1973		73	3.2%
1974		106	4.6%
1975		60	2.6%
1976		57	2.5%
1977		60	2.6%
1978		69	3.0%
1979		85	3.7%
1980		68	3.0%
1981		56	2.4%
1982		86	3.7%
1983		62	2.7%
1984		102	4.4%

Warning: these figures indicate the number of cases found in the data file. They cannot be interpreted as summary statistics of the population of interest.

age_survey: Age at survey

Information	[Type= continuous] [Format=numeric] [Range= 25-77] [Missing=*]
Statistics [NW/ W]	[Valid=2299 /-] [Invalid=0 /-] [Mean=41.816 /-] [StdDev=11.591 /-]
Literal question	Q1A. To start with, and to help us to set a time scale, could you tell me in which year you were born (or your age as at last birthday)? Age
Interviewer's instructions	AGEVEN: Locate year of birth in the grid, note 0 in the columns titled "age", and fill in these columns by retracing the age till the current age of the respondent.

q18: Which is the last school year you attended

Information	[Type= discrete] [Format=numeric] [Range= 0-2147483624] [Missing=*]
Statistics [NW/ W]	[Valid=2294 /-] [Invalid=5 /-]

File : rdc_qb_short_return

q18: Which is the last school year you attended

Literal question Q18. Let's talk about your studies: Which is the last school year you attended?

Post-question If q18 in 0, 1, 2, 3, 4, 5, 6, 7, 8, 9 => Go to next page

Interviewer's instructions
 - If EGO has no formal education: Encircle the code 00 below
 - If EGO has some formal education: Encircle the corresponding code

Value	Label	Cases	Percentage
0	None	41	1.8%
3	Primary school	2	0.1%
4	Primary school	9	0.4%
5	Primary school	20	0.9%
6	Primary school	22	1.0%
7	Primary school	28	1.2%
8	Primary school	46	2.0%
9	Primary school	113	4.9%
10	Orientation cycle	57	2.5%
11	Orientation cycle	114	5.0%
12	Classics	138	6.0%
13	Classics	201	8.8%
14	Classics	171	7.5%
15	Classics	528	23.0%
16	Superior-Graduat	64	2.8%
17	Superior-Graduat	78	3.4%
18	Superior-Graduat	323	14.1%
19	Superior-Licence	19	0.8%
20	Superior-Licence	228	9.9%
21	DES-DEA	16	0.7%
22	DES-DEA	32	1.4%
23	PhD	1	0.0%
24	PhD	5	0.2%
25	PhD	3	0.1%
26	PhD	1	0.0%
27	PhD	34	1.5%
Sysmiss		5	

Warning: these figures indicate the number of cases found in the data file. They cannot be interpreted as summary statistics of the population of interest.

q1000d: Start year return

Information [Type= discrete] [Format=numeric] [Range= 1956-2147483624] [Missing=*]

Statistics [NW/ W] [Valid=427 /-] [Invalid=1872 /-]

Source MAFE team

Literal question 1001/02/03/04/05/06/07/08/09/10/11/12/13/14/15/16/17/18/19/20/21/22D -
 1001/02/03/04/05/06/07/08/09/10/11/12/13/14/15/16/17/18/19/20/21/22F.
 1st/2nd/3rd/4th/5th/6th/7th/8th/9th/10th/11th/12th/13th/14th/15th/16th/17th/18th/19th/20th/21th/22th return to DR Congo
 Start year

Interviewer's instructions If there is a return every year over a period of several years, group these returns in one single period.

Value	Label	Cases	Percentage
1961		1	0.2%

File : rdc_qb_short_return

q1000d: Start year return

Value	Label	Cases	Percentage
1966		1	0.2%
1967		1	0.2%
1970		1	0.2%
1971		2	0.5%
1972		2	0.5%
1973		1	0.2%
1974		2	0.5%
1975		3	0.7%
1976		3	0.7%
1977		2	0.5%
1978		4	0.9%
1979		1	0.2%
1980		1	0.2%
1981		2	0.5%
1982		5	1.2%
1983		5	1.2%
1984		3	0.7%
1985		5	1.2%
1986		6	1.4%
1987		3	0.7%
1988		5	1.2%
1989		3	0.7%
1990		3	0.7%
1991		6	1.4%
1992		8	1.9%
1993		7	1.6%
1994		10	2.3%
1995		12	2.8%
1996		8	1.9%
1997		12	2.8%
1998		7	1.6%
1999		10	2.3%
2000		18	4.2%
2001		17	4.0%
2002		16	3.7%
2003		25	5.9%
2004		27	6.3%
2005		29	6.8%
2006		35	8.2%
2007		45	10.5%
2008		44	10.3%
2009		26	6.1%
Sysmiss		1872	

Warning: these figures indicate the number of cases found in the data file. They cannot be interpreted as summary statistics of the population of interest.

File : rdc_qb_short_return

q1000f: End year return

Information	[Type= discrete] [Format=numeric] [Range= 1956-2147483624] [Missing=*]
Statistics [NW/ W]	[Valid=427 /-] [Invalid=1872 /-]
Source	MAFE team
Literal question	1001/02/03/04/05/06/07/08/09/10/11/12/13/14/15/16/17/18/19/20/21/22D - 1001/02/03/04/05/06/07/08/09/10/11/12/13/14/15/16/17/18/19/20/21/22F. 1st/2nd/3rd/4th/5th/6th/7th/8th/9th/10th/11th/12th/13th/14th/15th/16th/17th/18th/19th/20th/21th/22th return to DR Congo End year
Interviewer's instructions	If there is a return every year over a period of several years, group these returns in one single period.

Value	Label	Cases	Percentage
1966		1	0.2%
1970		1	0.2%
1971		2	0.5%
1972		2	0.5%
1973		1	0.2%
1974		2	0.5%
1975		3	0.7%
1976		3	0.7%
1977		2	0.5%
1978		4	0.9%
1979		1	0.2%
1980		2	0.5%
1981		2	0.5%
1982		5	1.2%
1983		5	1.2%
1984		3	0.7%
1985		3	0.7%
1986		3	0.7%
1987		2	0.5%
1988		3	0.7%
1989		1	0.2%
1990		4	0.9%
1991		6	1.4%
1992		7	1.6%
1993		7	1.6%
1994		7	1.6%
1995		11	2.6%
1996		9	2.1%
1997		10	2.3%
1998		6	1.4%
1999		7	1.6%
2000		18	4.2%
2001		15	3.5%
2002		15	3.5%
2003		24	5.6%

File : rdc_qb_short_return

q1000f: End year return

Value	Label	Cases	Percentage
2004		24	5.6%
2005		28	6.6%
2006		34	8.0%
2007		45	10.5%
2008		43	10.1%
2009		56	13.1%
Sysmiss		1872	

Warning: these figures indicate the number of cases found in the data file. They cannot be interpreted as summary statistics of the population of interest.

flag_age: Less than 25 years and more than 75 years

Information	[Type= discrete] [Format=numeric] [Range= 0-1] [Missing=*]
Statistics [NW/ W]	[Valid=2299 /-] [Invalid=0 /-]
Definition	The migrant is younger than 25 or older than 75 at the time of the survey.
Notes	These individuals have ages very close to the thresholds 25-75.

Value	Label	Cases	Percentage
0	No	2299	100.0%
1	Yes	0	

Warning: these figures indicate the number of cases found in the data file. They cannot be interpreted as summary statistics of the population of interest.

flag_arrival: First migration in Europe before 18

Information	[Type= discrete] [Format=numeric] [Range= 0-1] [Missing=*]
Statistics [NW/ W]	[Valid=986 /-] [Invalid=1313 /-]
Definition	The migrant (current or returnee) arrived in Europe the 1st time before 18.

Value	Label	Cases	Percentage
0	No	953	96.7%
1	Yes	33	3.3%
Sysmiss		1313	

Warning: these figures indicate the number of cases found in the data file. They cannot be interpreted as summary statistics of the population of interest.

weight_eur: Weighting normalized on the 3 european countries

Information	[Type= continuous] [Format=numeric] [Range= 0.123741947114468-2.92577934265137] [Missing=*]
Statistics [NW/ W]	[Valid=615 /-] [Invalid=1684 /-]
Definition	Use when working on the European countries pooled together (for example, the Senegalese population sampled in France, Italy and Spain). It should not be used if the analyses include individuals surveyed in Africa.

weight_all: Weighting normalized on the 4 countries

Information	[Type= continuous] [Format=numeric] [Range= 0.043433666229248-7.21617412567139] [Missing=*]
Statistics [NW/ W]	[Valid=2299 /-] [Invalid=0 /-]
Definition	Use when working on all countries of the MAFE survey (for example, Senegalese population from Senegalese, French, Italian and Spanish samples).

weight_ctry: Weighting normalized by country

Information	[Type= continuous] [Format=numeric] [Range= 0.054081816226244-5.26600313186646] [Missing=*]
Statistics [NW/ W]	[Valid=2299 /-] [Invalid=0 /-]
Definition	Use when working on a single country (for example, the Senegalese population sampled only in Senegal, or in any single European country).

File : rdc_qb_short_stay

ident: Biographic individual identifier

Information	[Type= discrete] [Format=character] [Missing=*]
Statistics [NW/ W]	[Valid=3416 /-] [Invalid=0 /-]
Definition	Individual identifiant = 1st letter of country + n° of questionnaire compost

id_country: Country of the survey

Information	[Type= discrete] [Format=character] [Missing=*]
Statistics [NW/ W]	[Valid=3416 /-] [Invalid=0 /-]
Definition	Country where the data was collected: - B = Belgium - C = DR Congo - U = United Kingdom

Value	Label	Cases	Percentage
B		1191	34.9%
C		1914	56.0%
U		311	9.1%

Warning: these figures indicate the number of cases found in the data file. They cannot be interpreted as summary statistics of the population of interest.

n_menage: ID of the HH

Information	[Type= continuous] [Format=numeric] [Range= 3-2011] [Missing=*]
Statistics [NW/ W]	[Valid=1914 /-] [Invalid=1502 /-]
Definition	Household ID Only available for Africa

n_indiv: ID of the individual in the HH

Information	[Type= continuous] [Format=numeric] [Range= 0-101] [Missing=*]
Statistics [NW/ W]	[Valid=1914 /-] [Invalid=1502 /-]
Definition	ID of each individual within her/his household Only available for Africa

num_dr: DR number

Information	[Type= continuous] [Format=numeric] [Range= 1-58] [Missing=*]
Statistics [NW/ W]	[Valid=1914 /-] [Invalid=1502 /-]
Definition	Survey area ID Only available for Africa

strata_area: Strata - DR level

Information	[Type= discrete] [Format=numeric] [Range= 1-10] [Missing=*]
Statistics [NW/ W]	[Valid=1890 /-] [Invalid=1526 /-]
Definition	Migration prevalence in each survey area, as reported by knowledgeable persons Only available for Africa

Value	Label	Cases	Percentage
1	High level of migration	1154	61.1%
2	Medium level of migration	356	18.8%
3	Low level of migration	380	20.1%
Sysmiss		1526	

Warning: these figures indicate the number of cases found in the data file. They cannot be interpreted as summary statistics of the population of interest.

File : rdc_qb_short_stay

strata_hh: Strata - household level

Information [Type= discrete] [Format=numeric] [Range= 0-2] [Missing=*]

Statistics [NW/ W] [Valid=1890 /-] [Invalid=1526 /-]

Definition Stratification by household migrant status according to the screening survey
Only available for Africa

Value	Label	Cases	Percentage
0	HH with no migrant	902	47.7%
1	HH with returnee(s)	594	31.4%
2	HH with current migrant(s)	394	20.8%
Sysmiss		1526	

Warning: these figures indicate the number of cases found in the data file. They cannot be interpreted as summary statistics of the population of interest.

strata_ind: Strata - individual level

Information [Type= discrete] [Format=numeric] [Range= 1-3] [Missing=*]

Statistics [NW/ W] [Valid=1890 /-] [Invalid=1526 /-]

Definition 3 strata according to the individuals' migratory status
Only available for Africa

Value	Label	Cases	Percentage
1	Return migrant	398	21.1%
2	Partner of a migrant	88	4.7%
3	Other non migrant	1404	74.3%
Sysmiss		1526	

Warning: these figures indicate the number of cases found in the data file. They cannot be interpreted as summary statistics of the population of interest.

num_sh_stay: Number of the short stay

Information [Type= discrete] [Format=numeric] [Range= 1-22] [Missing=*]

Statistics [NW/ W] [Valid=1946 /-] [Invalid=1470 /-]

Value	Label	Cases	Percentage
1		596	30.6%
2		368	18.9%
3		246	12.6%
4		187	9.6%
5		133	6.8%
6		91	4.7%
7		69	3.5%
8		57	2.9%
9		43	2.2%
10		31	1.6%
11		28	1.4%
12		25	1.3%
13		21	1.1%
14		18	0.9%
15		15	0.8%
16		11	0.6%
17		7	0.4%
Sysmiss		1470	

File : rdc_qb_short_stay

num_sh_stay: Number of the short stay

Warning: these figures indicate the number of cases found in the data file. They cannot be interpreted as summary statistics of the population of interest.

q1: Sex

Information	[Type= discrete] [Format=numeric] [Range= 1-9999] [Missing=*]
Statistics [NW/ W]	[Valid=3416 /-] [Invalid=0 /-]
Literal question	Q1. The respondent is:
Post-question	To begin with, I would like to note the major events and periods of your life on this grid. We will begin at the time of your birth. Later we will look at these periods of life in some more detail.

Value	Label	Cases	Percentage
1	Man	1730	50.6%
2	Woman	1686	49.4%

Warning: these figures indicate the number of cases found in the data file. They cannot be interpreted as summary statistics of the population of interest.

q1a: Year of birth

Information	[Type= discrete] [Format=numeric] [Range= 1932-9999] [Missing=*]
Statistics [NW/ W]	[Valid=3416 /-] [Invalid=0 /-]
Literal question	Q1A. To start with, and to help us to set a time scale, could you tell me in which year you were born (or your age as at last birthday)? Year of birth
Interviewer's instructions	AGEVEN: Locate year of birth in the grid, note 0 in the columns titled "age", and fill in these columns by retracing the age till the current age of the respondent.

Value	Label	Cases	Percentage
1934		2	0.1%
1935		7	0.2%
1936		3	0.1%
1937		12	0.4%
1938		20	0.6%
1939		16	0.5%
1940		12	0.4%
1941		10	0.3%
1942		26	0.8%
1943		18	0.5%
1944		21	0.6%
1945		31	0.9%
1946		38	1.1%
1947		16	0.5%
1948		97	2.8%
1949		42	1.2%
1950		41	1.2%
1951		48	1.4%
1952		49	1.4%
1953		85	2.5%
1954		36	1.1%
1955		63	1.8%
1956		72	2.1%
1957		68	2.0%

File : rdc_qb_short_stay

q1a: Year of birth

Value	Label	Cases	Percentage
1958		84	2.5%
1959		89	2.6%
1960		110	3.2%
1961		51	1.5%
1962		82	2.4%
1963		102	3.0%
1964		75	2.2%
1965		99	2.9%
1966		95	2.8%
1967		83	2.4%
1968		125	3.7%
1969		143	4.2%
1970		91	2.7%
1971		113	3.3%
1972		93	2.7%
1973		101	3.0%
1974		162	4.7%
1975		102	3.0%
1976		74	2.2%
1977		69	2.0%
1978		82	2.4%
1979		110	3.2%
1980		89	2.6%
1981		77	2.3%
1982		105	3.1%
1983		66	1.9%
1984		111	3.2%

Warning: these figures indicate the number of cases found in the data file. They cannot be interpreted as summary statistics of the population of interest.

age_survey: Age at survey

Information	[Type= continuous] [Format=numeric] [Range= 25-77] [Missing=*]
Statistics [NW/ W]	[Valid=3416 /-] [Invalid=0 /-] [Mean=43.112 /-] [StdDev=11.611 /-]
Literal question	Q1A. To start with, and to help us to set a time scale, could you tell me in which year you were born (or your age as at last birthday)? Age
Interviewer's instructions	AGEVEN: Locate year of birth in the grid, note 0 in the columns titled "age", and fill in these columns by retracing the age till the current age of the respondent.

q18: Which is the last school year you attended

Information	[Type= discrete] [Format=numeric] [Range= 0-2147483624] [Missing=*]
Statistics [NW/ W]	[Valid=3411 /-] [Invalid=5 /-]
Literal question	Q18. Let's talk about your studies: Which is the last school year you attended?
Post-question	If q18 in 0, 1, 2, 3, 4, 5, 6, 7, 8, 9 => Go to next page
Interviewer's instructions	- If EGO has no formal education: Encircle the code 00 below - If EGO has some formal education: Encircle the corresponding code

File : rdc_qb_short_stay

q18: Which is the last school year you attended

Value	Label	Cases	Percentage
0	None	47	1.4%
3	Primary school	2	0.1%
4	Primary school	9	0.3%
5	Primary school	20	0.6%
6	Primary school	22	0.6%
7	Primary school	28	0.8%
8	Primary school	51	1.5%
9	Primary school	115	3.4%
10	Orientation cycle	63	1.8%
11	Orientation cycle	129	3.8%
12	Classics	159	4.7%
13	Classics	219	6.4%
14	Classics	199	5.8%
15	Classics	695	20.4%
16	Superior-Graduat	94	2.8%
17	Superior-Graduat	140	4.1%
18	Superior-Graduat	567	16.6%
19	Superior-Licence	31	0.9%
20	Superior-Licence	570	16.7%
21	DES-DEA	52	1.5%
22	DES-DEA	83	2.4%
23	PhD	5	0.1%
24	PhD	25	0.7%
25	PhD	13	0.4%
26	PhD	3	0.1%
27	PhD	70	2.1%
Sysmiss		5	

Warning: these figures indicate the number of cases found in the data file. They cannot be interpreted as summary statistics of the population of interest.

q1100d: Beginning year of the stay

Information	[Type= discrete] [Format=numeric] [Range= 1876-2147483624] [Missing=*]		
Statistics [NW/ W]	[Valid=1945 /-] [Invalid=1471 /-]		
Source	MAFE team		
Literal question	1101/02/03/04/05/06/07/08/09/10/11/12/13/14/15/16/17/18/19/20/21/22/23/24D - 1101/02/03/04/05/06/07/08/09/10/11/12/13/14/15/16/17/18/19/20/21/22/23/24F. 1st/2nd/3rd/4th/5th/6th/7th/8th/9th/10th/11th/12th/13th/14th/15th/16th/17th/18th/19th/20th/21th/22/23/24th stay outside DR Congo Start year		
Interviewer's instructions	Motive: Several answers are possible. If over a period of several years the respondent travels every year to one or several countries for the same motive: GROUP these stays outside DR Congo on a single line. Indicate the start and end dates of this period of repeated travelling. List all countries in which Ego stayed during this period.		
Value	Label	Cases	Percentage
1953		1	0.1%
1954		1	0.1%

File : rdc_qb_short_stay

q1100d: Beginning year of the stay

Value	Label	Cases	Percentage
1958		1	0.1%
1959		3	0.2%
1963		1	0.1%
1966		3	0.2%
1968		2	0.1%
1970		5	0.3%
1971		3	0.2%
1972		2	0.1%
1973		9	0.5%
1974		11	0.6%
1975		13	0.7%
1976		10	0.5%
1977		16	0.8%
1978		18	0.9%
1979		15	0.8%
1980		20	1.0%
1981		8	0.4%
1982		16	0.8%
1983		26	1.3%
1984		24	1.2%
1985		21	1.1%
1986		26	1.3%
1987		30	1.5%
1988		32	1.6%
1989		28	1.4%
1990		52	2.7%
1991		36	1.9%
1992		42	2.2%
1993		41	2.1%
1994		49	2.5%
1995		58	3.0%
1996		48	2.5%
1997		49	2.5%
1998		62	3.2%
1999		66	3.4%
2000		76	3.9%
2001		91	4.7%
2002		107	5.5%
2003		98	5.0%
2004		111	5.7%
2005		116	6.0%
2006		115	5.9%
2007		135	6.9%

File : rdc_qb_short_stay

q1100d: Beginning year of the stay

Value	Label	Cases	Percentage
2008		151	7.8%
2009		97	5.0%
Sysmiss		1471	

Warning: these figures indicate the number of cases found in the data file. They cannot be interpreted as summary statistics of the population of interest.

q1100f: End year of the stay

Information	[Type= discrete] [Format=numeric] [Range= 1876-2147483624] [Missing=*]
Statistics [NW/ W]	[Valid=1945 /-] [Invalid=1471 /-]
Source	MAFE team
Literal question	1101/02/03/04/05/06/07/08/09/10/11/12/13/14/15/16/17/18/19/20/21/22/23/24D - 1101/02/03/04/05/06/07/08/09/10/11/12/13/14/15/16/17/18/19/20/21/22/23/24F. 1st/2nd/3rd/4th/5th/6th/7th/8th/9th/10th/11th/12th/13th/14th/15th/16th/17th/18th/19th/20th/21th/22/23/24th stay outside DR Congo End year
Interviewer's instructions	Motive: Several answers are possible. If over a period of several years the respondent travels every year to one or several countries for the same motive: GROUP these stays outside DR Congo on a single line. Indicate the start and end dates of this period of repeated travelling. List all countries in which Ego stayed during this period.

Value	Label	Cases	Percentage
1953		1	0.1%
1958		1	0.1%
1959		3	0.2%
1963		1	0.1%
1964		1	0.1%
1966		2	0.1%
1968		2	0.1%
1970		4	0.2%
1971		3	0.2%
1972		2	0.1%
1973		9	0.5%
1974		5	0.3%
1975		11	0.6%
1976		13	0.7%
1977		16	0.8%
1978		17	0.9%
1979		11	0.6%
1980		17	0.9%
1981		8	0.4%
1982		12	0.6%
1983		21	1.1%
1984		24	1.2%
1985		17	0.9%
1986		26	1.3%
1987		26	1.3%
1988		30	1.5%

File : rdc_qb_short_stay

q1100f: End year of the stay

Value	Label	Cases	Percentage
1989		26	1.3%
1990		47	2.4%
1991		30	1.5%
1992		38	2.0%
1993		38	2.0%
1994		40	2.1%
1995		41	2.1%
1996		42	2.2%
1997		46	2.4%
1998		61	3.1%
1999		59	3.0%
2000		69	3.5%
2001		85	4.4%
2002		90	4.6%
2003		87	4.5%
2004		97	5.0%
2005		96	4.9%
2006		117	6.0%
2007		119	6.1%
2008		143	7.4%
2009		291	15.0%
Sysmiss		1471	

Warning: these figures indicate the number of cases found in the data file. They cannot be interpreted as summary statistics of the population of interest.

country: Country of the stay

Information	[Type= discrete] [Format=numeric] [Range= 96000-2147483624] [Missing=*]
Statistics [NW/ W]	[Valid=1946 /-] [Invalid=1470 /-]
Source	MAFE team
Literal question	1101/02/03/04/05/06/07/08/09/10/11/12/13/14/15/16/17/18/19/20/21/22/23/24P. Country
Interviewer's instructions	<p>Motive: Several answers are possible. If over a period of several years the respondent travels every year to one or several countries for the same motive: GROUP these stays outside DR Congo on a single line. Indicate the start and end dates of this period of repeated travelling. List all countries in which Ego stayed during this period.</p> <p>Note in plain text</p>

Value	Label	Cases	Percentage
96000	FRANCE	306	15.7%
99101	DENMARK	6	0.3%
99103	NORWAY	2	0.1%
99104	SWEDEN	10	0.5%
99105	FINLAND	1	0.1%
99109	GERMANY	126	6.5%
99110	AUSTRIA	7	0.4%
99111	BULGARIA	1	0.1%
99112	HUNGARY	3	0.2%

File : rdc_qb_short_stay

country: Country of the stay

Value	Label	Cases	Percentage
99116	CZECH REPUBLIC	2	0.1%
99121	SERBIA AND MONTENEGRO	3	0.2%
99122	POLAND	6	0.3%
99123	RUSSIA	2	0.1%
99126	GREECE	5	0.3%
99127	ITALY	68	3.5%
99131	BELGIUM	105	5.4%
99132	UNITED KINGDOM	82	4.2%
99134	SPAIN	38	2.0%
99135	NETHERLANDS	104	5.3%
99136	IRELAND or EIRE	7	0.4%
99137	LUXEMBOURG	33	1.7%
99138	MONACO	1	0.1%
99139	PORTUGAL	16	0.8%
99140	SWITZERLAND	53	2.7%
99144	MALTA	2	0.1%
99145	SLOVENIA	1	0.1%
99155	UKRAINE	1	0.1%
99201	SAUDI ARABIA	5	0.3%
99204	IRAN	1	0.1%
99205	LEBANON	1	0.1%
99207	ISRAEL	3	0.2%
99208	TURKEY	7	0.4%
99212	AFGHANISTAN	1	0.1%
99216	CHINA	11	0.6%
99219	THAILAND	2	0.1%
99230	HONG KONG	1	0.1%
99231	INDONESIA	1	0.1%
99234	CAMBODIA	1	0.1%
99239	KOREA (REPUBLIC OF)	2	0.1%
99243	VIETNAM	1	0.1%
99247	UNITED ARAB EMIRATES	7	0.4%
99248	QATAR	1	0.1%
99249	BAHRAIN	1	0.1%
99255	GEORGIA	1	0.1%
99301	EGYPT	6	0.3%
99303	SOUTH AFRICA	52	2.7%
99304	GAMBIA	2	0.1%
99308	ZANZIBAR	2	0.1%
99309	TANZANIA	15	0.8%
99310	ZIMBABWE	5	0.3%
99311	NAMIBIA	8	0.4%
99312	CONGO (DEMOCRATIC REPUBLIC)	17	0.9%

File : rdc_qb_short_stay

country: Country of the stay

Value	Label	Cases	Percentage
99315	ETHIOPIA	8	0.4%
99316	LIBYA	1	0.1%
99318	SOMALIA	1	0.1%
99321	BURUNDI	10	0.5%
99322	CAMEROON	28	1.4%
99323	CENTRAL AFRICAN REPUBLIC	18	0.9%
99324	CONGO	320	16.4%
99326	COTE DIVOIRE	17	0.9%
99327	BENIN	18	0.9%
99328	GABON	16	0.8%
99329	GHANA	8	0.4%
99330	GUINEA	1	0.1%
99331	BURKINA FASO	2	0.1%
99332	KENYA	23	1.2%
99334	MALAWI	1	0.1%
99335	MALI	4	0.2%
99336	MAURITANIA	2	0.1%
99337	NIGER	3	0.2%
99338	NIGERIA	23	1.2%
99339	UGANDA	9	0.5%
99340	RWANDA	23	1.2%
99341	SENEGAL	14	0.7%
99343	SUDAN	2	0.1%
99344	CHAD	1	0.1%
99345	TOGO	15	0.8%
99346	ZAMBIA	22	1.1%
99347	BOTSWANA	1	0.1%
99348	LESOTHO	1	0.1%
99350	MOROCCO	15	0.8%
99351	TUNISIA	5	0.3%
99352	ALGERIA	1	0.1%
99390	MAURITIUS	2	0.1%
99392	GUINEA BISSAU	1	0.1%
99393	MOZAMBIQUE	2	0.1%
99395	ANGOLA	100	5.1%
99396	CAPE VERDE	1	0.1%
99401	CANADA	22	1.1%
99404	UNITED STATES	49	2.5%
99405	MEXICO	1	0.1%
99407	CUBA	1	0.1%
99415	ARGENTINA	1	0.1%
99416	BRAZIL	4	0.2%
99432	PUERTO RICO	1	0.1%

File : rdc_qb_short_stay

country: Country of the stay

Value	Label	Cases	Percentage
99433	TRINIDAD AND TOBAGO	1	0.1%
99439	SAINT LUCIA	1	0.1%
99444	ANGUILLA	1	0.1%
Sysmiss		1470	

Warning: these figures indicate the number of cases found in the data file. They cannot be interpreted as summary statistics of the population of interest.

motif: Motivation

Information	[Type= discrete] [Format=numeric] [Range= 1-2147483624] [Missing=*]
Statistics [NW/ W]	[Valid=1920 /-] [Invalid=1496 /-]
Source	MAFE team
Literal question	1101/02/03/04/05/06/07/08/09/10/11/12/13/14/15/16/17/18/19/20/21/22/23/24M. Motive
Post-question	- FOLLOWING STAYS => Next page - MODULE CITIZENSHIP => Page 63
Interviewer's instructions	Motive: Several answers are possible. If over a period of several years the respondent travels every year to one or several countries for the same motive: GROUP these stays outside DR Congo on a single line. Indicate the start and end dates of this period of repeated travelling. List all countries in which Ego stayed during this period.

Value	Label	Cases	Percentage
1	Holidays	1261	65.7%
2	Business	659	34.3%
Sysmiss		1496	

Warning: these figures indicate the number of cases found in the data file. They cannot be interpreted as summary statistics of the population of interest.

flag_age: Less than 25 years and more than 75 years

Information	[Type= discrete] [Format=numeric] [Range= 0-1] [Missing=*]
Statistics [NW/ W]	[Valid=3416 /-] [Invalid=0 /-]
Definition	The migrant is younger than 25 or older than 75 at the time of the survey.
Notes	These individuals have ages very close to the thresholds 25-75.

Value	Label	Cases	Percentage
0	No	3416	100.0%
1	Yes	0	

Warning: these figures indicate the number of cases found in the data file. They cannot be interpreted as summary statistics of the population of interest.

flag_arrival: First migration in Europe before 18

Information	[Type= discrete] [Format=numeric] [Range= 0-1] [Missing=*]
Statistics [NW/ W]	[Valid=1934 /-] [Invalid=1482 /-]
Definition	The migrant (current or returnee) arrived in Europe the 1st time before 18.

Value	Label	Cases	Percentage
0	No	1908	98.7%
1	Yes	26	1.3%
Sysmiss		1482	

Warning: these figures indicate the number of cases found in the data file. They cannot be interpreted as summary statistics of the population of interest.

weight_eur: Weighting normalized on the 3 european countries

Information	[Type= continuous] [Format=numeric] [Range= 0.123741947114468-2.92577934265137] [Missing=*]
--------------------	---

File : rdc_qb_short_stay**# weight_eur: Weighting normalized on the 3 european countries**

Statistics [NW/ W]	[Valid=1502 /-] [Invalid=1914 /-]
Definition	Use when working on the European countries pooled together (for example, the Senegalese population sampled in France, Italy and Spain). It should not be used if the analyses include individuals surveyed in Africa.

weight_all: Weighting normalized on the 4 countries

Information	[Type= continuous] [Format=numeric] [Range= 0.043433666229248-7.21617412567139] [Missing=*]
Statistics [NW/ W]	[Valid=3416 /-] [Invalid=0 /-]
Definition	Use when working on all countries of the MAFE survey (for example, Senegalese population from Senegalese, French, Italian and Spanish samples).

weight_ctry: Weighting normalized by country

Information	[Type= continuous] [Format=numeric] [Range= 0.054081816226244-5.26600313186646] [Missing=*]
Statistics [NW/ W]	[Valid=3416 /-] [Invalid=0 /-]
Definition	Use when working on a single country (for example, the Senegalese population sampled only in Senegal, or in any single European country).

File : rdc_qb_citizenship

ident: Biographic individual identifier

Information	[Type= discrete] [Format=character] [Missing=*]
Statistics [NW/ W]	[Valid=2292 /-] [Invalid=0 /-]
Definition	Individual identifiant = 1st letter of country + n° of questionnaire compost

id_country: Country of the survey

Information	[Type= discrete] [Format=character] [Missing=*]
Statistics [NW/ W]	[Valid=2292 /-] [Invalid=0 /-]
Definition	Country where the data was collected: - B = Belgium - C = DR Congo - U = United Kingdom

Value	Label	Cases	Percentage
B		411	17.9%
C		1655	72.2%
U		226	9.9%

Warning: these figures indicate the number of cases found in the data file. They cannot be interpreted as summary statistics of the population of interest.

n_menage: ID of the HH

Information	[Type= continuous] [Format=numeric] [Range= 3-2011] [Missing=*]
Statistics [NW/ W]	[Valid=1655 /-] [Invalid=637 /-]
Definition	Household ID Only available for Africa

n_indiv: ID of the individual in the HH

Information	[Type= continuous] [Format=numeric] [Range= 0-101] [Missing=*]
Statistics [NW/ W]	[Valid=1655 /-] [Invalid=637 /-]
Definition	ID of each individual within her/his household Only available for Africa

num_dr: DR number

Information	[Type= continuous] [Format=numeric] [Range= 1-58] [Missing=*]
Statistics [NW/ W]	[Valid=1655 /-] [Invalid=637 /-]
Definition	Survey area ID Only available for Africa

strata_area: Strata - DR level

Information	[Type= discrete] [Format=numeric] [Range= 1-10] [Missing=*]
Statistics [NW/ W]	[Valid=1633 /-] [Invalid=659 /-]
Definition	Migration prevalence in each survey area, as reported by knowledgeable persons Only available for Africa

Value	Label	Cases	Percentage
1	High level of migration	979	60.0%
2	Medium level of migration	298	18.2%
3	Low level of migration	356	21.8%
Sysmiss		659	

Warning: these figures indicate the number of cases found in the data file. They cannot be interpreted as summary statistics of the population of interest.

File : rdc_qb_citizenship

strata_hh: Strata - household level

Information	[Type= discrete] [Format=numeric] [Range= 0-2] [Missing=*]
Statistics [NW/ W]	[Valid=1633 /-] [Invalid=659 /-]
Definition	Stratification by household migrant status according to the screening survey Only available for Africa

Value	Label	Cases	Percentage
0	HH with no migrant	793	48.6%
1	HH with returnee(s)	501	30.7%
2	HH with current migrant(s)	339	20.8%
Sysmiss		659	

Warning: these figures indicate the number of cases found in the data file. They cannot be interpreted as summary statistics of the population of interest.

strata_ind: Strata - individual level

Information	[Type= discrete] [Format=numeric] [Range= 1-3] [Missing=*]
Statistics [NW/ W]	[Valid=1633 /-] [Invalid=659 /-]
Definition	3 strata according to the individuals' migratory status Only available for Africa

Value	Label	Cases	Percentage
1	Return migrant	313	19.2%
2	Partner of a migrant	73	4.5%
3	Other non migrant	1247	76.4%
Sysmiss		659	

Warning: these figures indicate the number of cases found in the data file. They cannot be interpreted as summary statistics of the population of interest.

num_nat: Number of the nationality period

Information	[Type= discrete] [Format=numeric] [Range= 1-3] [Missing=*]
Statistics [NW/ W]	[Valid=2292 /-] [Invalid=0 /-]

Value	Label	Cases	Percentage
1		2066	90.1%
2		214	9.3%
3		12	0.5%

Warning: these figures indicate the number of cases found in the data file. They cannot be interpreted as summary statistics of the population of interest.

q1: Sex

Information	[Type= discrete] [Format=numeric] [Range= 1-9999] [Missing=*]
Statistics [NW/ W]	[Valid=2292 /-] [Invalid=0 /-]
Literal question	Q1. The respondent is:
Post-question	To begin with, I would like to note the major events and periods of your life on this grid. We will begin at the time of your birth. Later we will look at these periods of life in some more detail.

Value	Label	Cases	Percentage
1	Man	1020	44.5%
2	Woman	1272	55.5%

Warning: these figures indicate the number of cases found in the data file. They cannot be interpreted as summary statistics of the population of interest.

q1a: Year of birth

Information	[Type= discrete] [Format=numeric] [Range= 1932-9999] [Missing=*]
Statistics [NW/ W]	[Valid=2292 /-] [Invalid=0 /-]

File : rdc_qb_citizenship

q1a: Year of birth

Literal question Q1A. To start with, and to help us to set a time scale, could you tell me in which year you were born (or your age as at last birthday)?
Year of birth

Interviewer's instructions AGEVEN: Locate year of birth in the grid, note 0 in the columns titled "age", and fill in these columns by retracing the age till the current age of the respondent.

Value	Label	Cases	Percentage
1934		2	0.1%
1935		7	0.3%
1936		2	0.1%
1937		11	0.5%
1938		4	0.2%
1939		15	0.7%
1940		9	0.4%
1941		6	0.3%
1942		15	0.7%
1943		7	0.3%
1944		13	0.6%
1945		14	0.6%
1946		19	0.8%
1947		15	0.7%
1948		28	1.2%
1949		21	0.9%
1950		28	1.2%
1951		18	0.8%
1952		35	1.5%
1953		39	1.7%
1954		25	1.1%
1955		41	1.8%
1956		47	2.1%
1957		32	1.4%
1958		59	2.6%
1959		44	1.9%
1960		70	3.1%
1961		36	1.6%
1962		56	2.4%
1963		64	2.8%
1964		53	2.3%
1965		53	2.3%
1966		67	2.9%
1967		55	2.4%
1968		84	3.7%
1969		86	3.8%
1970		72	3.1%
1971		65	2.8%
1972		71	3.1%

File : rdc_qb_citizenship

q1a: Year of birth

Value	Label	Cases	Percentage
1973		77	3.4%
1974		99	4.3%
1975		64	2.8%
1976		55	2.4%
1977		66	2.9%
1978		71	3.1%
1979		88	3.8%
1980		73	3.2%
1981		56	2.4%
1982		88	3.8%
1983		65	2.8%
1984		102	4.5%

Warning: these figures indicate the number of cases found in the data file. They cannot be interpreted as summary statistics of the population of interest.

age_survey: Age at survey

Information	[Type= continuous] [Format=numeric] [Range= 25-77] [Missing=*]
Statistics [NW/ W]	[Valid=2292 /-] [Invalid=0 /-] [Mean=41.454 /-] [StdDev=11.528 /-]
Literal question	Q1A. To start with, and to help us to set a time scale, could you tell me in which year you were born (or your age as at last birthday)? Age
Interviewer's instructions	AGEVEN: Locate year of birth in the grid, note 0 in the columns titled "age", and fill in these columns by retracing the age till the current age of the respondent.

q18: Which is the last school year you attended

Information	[Type= discrete] [Format=numeric] [Range= 0-2147483624] [Missing=*]
Statistics [NW/ W]	[Valid=2287 /-] [Invalid=5 /-]
Literal question	Q18. Let's talk about your studies: Which is the last school year you attended?
Post-question	If q18 in 0, 1, 2, 3, 4, 5, 6, 7, 8, 9 => Go to next page
Interviewer's instructions	- If EGO has no formal education: Encircle the code 00 below - If EGO has some formal education: Encircle the corresponding code

Value	Label	Cases	Percentage
0	None	41	1.8%
3	Primary school	2	0.1%
4	Primary school	9	0.4%
5	Primary school	20	0.9%
6	Primary school	22	1.0%
7	Primary school	28	1.2%
8	Primary school	44	1.9%
9	Primary school	109	4.8%
10	Orientation cycle	57	2.5%
11	Orientation cycle	115	5.0%
12	Classics	139	6.1%
13	Classics	201	8.8%
14	Classics	175	7.7%
15	Classics	510	22.3%

File : rdc_qb_citizenship

q18: Which is the last school year you attended

Value	Label	Cases	Percentage
16	Superior-Graduat	71	3.1%
17	Superior-Graduat	86	3.8%
18	Superior-Graduat	336	14.7%
19	Superior-Licence	19	0.8%
20	Superior-Licence	226	9.9%
21	DES-DEA	22	1.0%
22	DES-DEA	29	1.3%
23	PhD	1	0.0%
24	PhD	6	0.3%
25	PhD	3	0.1%
26	PhD	1	0.0%
27	PhD	15	0.7%
Sysmiss		5	

Warning: these figures indicate the number of cases found in the data file. They cannot be interpreted as summary statistics of the population of interest.

q1200d: Start year period

Information	[Type= discrete] [Format=numeric] [Range= 1932-2147483624] [Missing=*]
Statistics [NW/ W]	[Valid=2292 /-] [Invalid=0 /-]
Source	MAFE team
Literal question	1200/1/2/3D - 1200/1/2/3F. Nationality or nationalities by birth/1st change/2nd change/3rd change Start year
Interviewer's instructions	Cross out if no change

Value	Label	Cases	Percentage
1934		2	0.1%
1935		5	0.2%
1936		3	0.1%
1937		11	0.5%
1938		4	0.2%
1939		13	0.6%
1940		8	0.3%
1941		6	0.3%
1942		14	0.6%
1943		6	0.3%
1944		12	0.5%
1945		14	0.6%
1946		16	0.7%
1947		17	0.7%
1948		21	0.9%
1949		18	0.8%
1950		23	1.0%
1951		16	0.7%
1952		29	1.3%
1953		35	1.5%
1954		23	1.0%

File : rdc_qb_citizenship

q1200d: Start year period

Value	Label	Cases	Percentage
1955		35	1.5%
1956		37	1.6%
1957		27	1.2%
1958		52	2.3%
1959		37	1.6%
1960		62	2.7%
1961		29	1.3%
1962		47	2.1%
1963		51	2.2%
1964		49	2.1%
1965		47	2.1%
1966		57	2.5%
1967		51	2.2%
1968		75	3.3%
1969		74	3.2%
1970		68	3.0%
1971		59	2.6%
1972		63	2.7%
1973		69	3.0%
1974		93	4.1%
1975		57	2.5%
1976		53	2.3%
1977		61	2.7%
1978		69	3.0%
1979		84	3.7%
1980		70	3.1%
1981		56	2.4%
1982		85	3.7%
1983		64	2.8%
1984		100	4.4%
1988		3	0.1%
1990		3	0.1%
1991		2	0.1%
1992		2	0.1%
1993		3	0.1%
1994		3	0.1%
1995		5	0.2%
1996		8	0.3%
1997		5	0.2%
1998		14	0.6%
1999		8	0.3%
2000		16	0.7%
2001		14	0.6%

File : rdc_qb_citizenship

q1200d: Start year period

Value	Label	Cases	Percentage
2002		13	0.6%
2003		16	0.7%
2004		18	0.8%
2005		19	0.8%
2006		16	0.7%
2007		15	0.7%
2008		16	0.7%
2009		16	0.7%

Warning: these figures indicate the number of cases found in the data file. They cannot be interpreted as summary statistics of the population of interest.

q1200f: End year period

Information	[Type= discrete] [Format=numeric] [Range= 1953-2147483624] [Missing=*]
Statistics [NW/ W]	[Valid=227 /-] [Invalid=2065 /-]
Source	MAFE team
Literal question	1200/1/2/3D - 1200/1/2/3F. Nationality or nationalities by birth/1st change/2nd change/3rd change End year
Interviewer's instructions	Cross out if no change

Value	Label	Cases	Percentage
1960		3	1.3%
1962		1	0.4%
1969		1	0.4%
1970		2	0.9%
1971		1	0.4%
1980		1	0.4%
1983		1	0.4%
1984		1	0.4%
1988		3	1.3%
1990		3	1.3%
1991		2	0.9%
1992		2	0.9%
1993		4	1.8%
1994		3	1.3%
1995		5	2.2%
1996		8	3.5%
1997		5	2.2%
1998		14	6.2%
1999		8	3.5%
2000		16	7.0%
2001		14	6.2%
2002		13	5.7%
2003		16	7.0%
2004		18	7.9%
2005		19	8.4%
2006		16	7.0%

File : rdc_qb_citizenship

q1200f: End year period

Value	Label	Cases	Percentage
2007		15	6.6%
2008		16	7.0%
2009		16	7.0%
Sysmiss		2065	

Warning: these figures indicate the number of cases found in the data file. They cannot be interpreted as summary statistics of the population of interest.

first_nat: Nationality 1

Information	[Type= discrete] [Format=numeric] [Range= 96000-99527] [Missing=*]
Statistics [NW/ W]	[Valid=2291 /-] [Invalid=1 /-]
Source	MAFE team
Literal question	1200/1/2/3N. Nationalities held Nationality 1
Interviewer's instructions	In CAPITAL letters

Value	Label	Cases	Percentage
96000	FRANCE	6	0.3%
99127	ITALY	1	0.0%
99131	BELGIUM	121	5.3%
99132	UNITED KINGDOM	65	2.8%
99135	NETHERLANDS	7	0.3%
99139	PORTUGAL	1	0.0%
99312	CONGO (DEMOCRATIC REPUBLIC)	2087	91.1%
99395	ANGOLA	1	0.0%
99401	CANADA	1	0.0%
99404	UNITED STATES	1	0.0%
Sysmiss		1	

Warning: these figures indicate the number of cases found in the data file. They cannot be interpreted as summary statistics of the population of interest.

second_nat: Nationality 2

Information	[Type= discrete] [Format=numeric] [Range= 96000-99527] [Missing=*]
Statistics [NW/ W]	[Valid=13 /-] [Invalid=2279 /-]
Source	MAFE team
Literal question	1200/1/2/3N. Nationalities held Nationality 2
Interviewer's instructions	In CAPITAL letters

Value	Label	Cases	Percentage
99132	UNITED KINGDOM	1	7.7%
99323	CENTRAL AFRICAN REPUBLIC	1	7.7%
99324	CONGO	3	23.1%
99325	TANGIERS	2	15.4%
99395	ANGOLA	6	46.2%
Sysmiss		2279	

Warning: these figures indicate the number of cases found in the data file. They cannot be interpreted as summary statistics of the population of interest.

flag_age: Less than 25 years and more than 75 years

Information	[Type= discrete] [Format=numeric] [Range= 0-1] [Missing=*]
--------------------	--

File : rdc_qb_citizenship

flag_age: Less than 25 years and more than 75 years

Statistics [NW/ W] [Valid=2292 /-] [Invalid=0 /-]

Definition The migrant is younger than 25 or older than 75 at the time of the survey.

Notes These individuals have ages very close to the thresholds 25-75.

Value	Label	Cases	Percentage
0	No	2292	100.0%
1	Yes	0	

Warning: these figures indicate the number of cases found in the data file. They cannot be interpreted as summary statistics of the population of interest.

flag_arrival: First migration in Europe before 18

Information [Type= discrete] [Format=numeric] [Range= 0-1] [Missing=*]

Statistics [NW/ W] [Valid=980 /-] [Invalid=1312 /-]

Definition The migrant (current or returnee) arrived in Europe the 1st time before 18.

Value	Label	Cases	Percentage
0	No	966	98.6%
1	Yes	14	1.4%
Systemmiss		1312	

Warning: these figures indicate the number of cases found in the data file. They cannot be interpreted as summary statistics of the population of interest.

weight_eur: Weighting normalized on the 3 european countries

Information [Type= continuous] [Format=numeric] [Range= 0.123741947114468-2.92577934265137] [Missing=*]

Statistics [NW/ W] [Valid=637 /-] [Invalid=1655 /-]

Definition Use when working on the European countries pooled together (for example, the Senegalese population sampled in France, Italy and Spain). It should not be used if the analyses include individuals surveyed in Africa.

weight_all: Weighting normalized on the 4 countries

Information [Type= continuous] [Format=numeric] [Range= 0.043433666229248-7.21617412567139] [Missing=*]

Statistics [NW/ W] [Valid=2292 /-] [Invalid=0 /-]

Definition Use when working on all countries of the MAFE survey (for example, Senegalese population from Senegalese, French, Italian and Spanish samples).

weight_ctry: Weighting normalized by country

Information [Type= continuous] [Format=numeric] [Range= 0.054081816226244-5.26600313186646] [Missing=*]

Statistics [NW/ W] [Valid=2292 /-] [Invalid=0 /-]

Definition Use when working on a single country (for example, the Senegalese population sampled only in Senegal, or in any single European country).

File : rdc_qb_asylum

ident: Biographic individual identifier

Information	[Type= discrete] [Format=character] [Missing=*]
Statistics [NW/ W]	[Valid=2091 /-] [Invalid=0 /-]
Definition	Individual identifiant = 1st letter of country + n° of questionnaire compost

id_country: Country of the survey

Information	[Type= discrete] [Format=character] [Missing=*]
Statistics [NW/ W]	[Valid=2091 /-] [Invalid=0 /-]
Definition	Country where the data was collected: - B = Belgium - C = DR Congo - U = United Kingdom

Value	Label	Cases	Percentage
B		297	14.2%
C		1639	78.4%
U		155	7.4%

Warning: these figures indicate the number of cases found in the data file. They cannot be interpreted as summary statistics of the population of interest.

n_menage: ID of the HH

Information	[Type= continuous] [Format=numeric] [Range= 3-2011] [Missing=*]
Statistics [NW/ W]	[Valid=1639 /-] [Invalid=452 /-]
Definition	Household ID Only available for Africa

n_indiv: ID of the individual in the HH

Information	[Type= continuous] [Format=numeric] [Range= 0-101] [Missing=*]
Statistics [NW/ W]	[Valid=1639 /-] [Invalid=452 /-]
Definition	ID of each individual within her/his household Only available for Africa

num_dr: DR number

Information	[Type= continuous] [Format=numeric] [Range= 1-58] [Missing=*]
Statistics [NW/ W]	[Valid=1639 /-] [Invalid=452 /-]
Definition	Survey area ID Only available for Africa

strata_area: Strata - DR level

Information	[Type= discrete] [Format=numeric] [Range= 1-10] [Missing=*]
Statistics [NW/ W]	[Valid=1617 /-] [Invalid=474 /-]
Definition	Migration prevalence in each survey area, as reported by knowledgeable persons Only available for Africa

Value	Label	Cases	Percentage
1	High level of migration	970	60.0%
2	Medium level of migration	296	18.3%
3	Low level of migration	351	21.7%
Sysmiss		474	

Warning: these figures indicate the number of cases found in the data file. They cannot be interpreted as summary statistics of the population of interest.

File : rdc_qb_asylum

strata_hh: Strata - household level

Information [Type= discrete] [Format=numeric] [Range= 0-2] [Missing=*]

Statistics [NW/ W] [Valid=1617 /-] [Invalid=474 /-]

Definition Stratification by household migrant status according to the screening survey
Only available for Africa

Value	Label	Cases	Percentage
0	HH with no migrant	791	48.9%
1	HH with returnee(s)	493	30.5%
2	HH with current migrant(s)	333	20.6%
Sysmiss		474	

Warning: these figures indicate the number of cases found in the data file. They cannot be interpreted as summary statistics of the population of interest.

strata_ind: Strata - individual level

Information [Type= discrete] [Format=numeric] [Range= 1-3] [Missing=*]

Statistics [NW/ W] [Valid=1617 /-] [Invalid=474 /-]

Definition 3 strata according to the individuals' migratory status
Only available for Africa

Value	Label	Cases	Percentage
1	Return migrant	301	18.6%
2	Partner of a migrant	73	4.5%
3	Other non migrant	1243	76.9%
Sysmiss		474	

Warning: these figures indicate the number of cases found in the data file. They cannot be interpreted as summary statistics of the population of interest.

num_asyl: Number of the asylum request

Information [Type= discrete] [Format=numeric] [Range= 1-4] [Missing=*]

Statistics [NW/ W] [Valid=276 /-] [Invalid=1815 /-]

Value	Label	Cases	Percentage
1		251	90.9%
2		23	8.3%
3		2	0.7%
Sysmiss		1815	

Warning: these figures indicate the number of cases found in the data file. They cannot be interpreted as summary statistics of the population of interest.

q1: Sex

Information [Type= discrete] [Format=numeric] [Range= 1-9999] [Missing=*]

Statistics [NW/ W] [Valid=2091 /-] [Invalid=0 /-]

Literal question Q1. The respondent is:

Post-question To begin with, I would like to note the major events and periods of your life on this grid. We will begin at the time of your birth. Later we will look at these periods of life in some more detail.

Value	Label	Cases	Percentage
1	Man	928	44.4%
2	Woman	1163	55.6%

Warning: these figures indicate the number of cases found in the data file. They cannot be interpreted as summary statistics of the population of interest.

q1a: Year of birth

Information [Type= discrete] [Format=numeric] [Range= 1932-9999] [Missing=*]

File : rdc_qb_asylum

q1a: Year of birth

Statistics [NW/ W] [Valid=2091 /-] [Invalid=0 /-]

Literal question
Q1A. To start with, and to help us to set a time scale, could you tell me in which year you were born (or your age as at last birthday)?
Year of birth

Interviewer's instructions
AGEVEN: Locate year of birth in the grid, note 0 in the columns titled "age", and fill in these columns by retracing the age till the current age of the respondent.

Value	Label	Cases	Percentage
1934		2	0.1%
1935		6	0.3%
1936		2	0.1%
1937		11	0.5%
1938		4	0.2%
1939		13	0.6%
1940		8	0.4%
1941		6	0.3%
1942		14	0.7%
1943		6	0.3%
1944		12	0.6%
1945		14	0.7%
1946		16	0.8%
1947		16	0.8%
1948		22	1.1%
1949		18	0.9%
1950		23	1.1%
1951		16	0.8%
1952		29	1.4%
1953		32	1.5%
1954		23	1.1%
1955		34	1.6%
1956		41	2.0%
1957		28	1.3%
1958		52	2.5%
1959		39	1.9%
1960		58	2.8%
1961		31	1.5%
1962		49	2.3%
1963		51	2.4%
1964		48	2.3%
1965		49	2.3%
1966		56	2.7%
1967		53	2.5%
1968		76	3.6%
1969		75	3.6%
1970		68	3.3%
1971		59	2.8%

File : rdc_qb_asylum

q1a: Year of birth

Value	Label	Cases	Percentage
1972		65	3.1%
1973		73	3.5%
1974		94	4.5%
1975		58	2.8%
1976		54	2.6%
1977		60	2.9%
1978		70	3.3%
1979		84	4.0%
1980		68	3.3%
1981		56	2.7%
1982		86	4.1%
1983		62	3.0%
1984		101	4.8%

Warning: these figures indicate the number of cases found in the data file. They cannot be interpreted as summary statistics of the population of interest.

age_survey: Age at survey

Information	[Type= continuous] [Format=numeric] [Range= 25-77] [Missing=*]
Statistics [NW/ W]	[Valid=2091 /-] [Invalid=0 /-] [Mean=41.035 /-] [StdDev=11.575 /-]
Literal question	Q1A. To start with, and to help us to set a time scale, could you tell me in which year you were born (or your age as at last birthday)? Age
Interviewer's instructions	AGEVEN: Locate year of birth in the grid, note 0 in the columns titled "age", and fill in these columns by retracing the age till the current age of the respondent.

q18: Which is the last school year you attended

Information	[Type= discrete] [Format=numeric] [Range= 0-2147483624] [Missing=*]
Statistics [NW/ W]	[Valid=2085 /-] [Invalid=6 /-]
Literal question	Q18. Let's talk about your studies: Which is the last school year you attended?
Post-question	If q18 in 0, 1, 2, 3, 4, 5, 6, 7, 8, 9 => Go to next page
Interviewer's instructions	- If EGO has no formal education: Encircle the code 00 below - If EGO has some formal education: Encircle the corresponding code

Value	Label	Cases	Percentage
0	None	41	2.0%
3	Primary school	2	0.1%
4	Primary school	9	0.4%
5	Primary school	20	1.0%
6	Primary school	22	1.1%
7	Primary school	28	1.3%
8	Primary school	44	2.1%
9	Primary school	102	4.9%
10	Orientation cycle	57	2.7%
11	Orientation cycle	111	5.3%
12	Classics	131	6.3%
13	Classics	196	9.4%
14	Classics	167	8.0%

File : rdc_qb_asylum

q18: Which is the last school year you attended

Value	Label	Cases	Percentage
15	Classics	468	22.4%
16	Superior-Graduat	62	3.0%
17	Superior-Graduat	73	3.5%
18	Superior-Graduat	290	13.9%
19	Superior-Licence	19	0.9%
20	Superior-Licence	184	8.8%
21	DES-DEA	15	0.7%
22	DES-DEA	22	1.1%
23	PhD	1	0.0%
24	PhD	5	0.2%
25	PhD	3	0.1%
26	PhD	1	0.0%
27	PhD	12	0.6%
Sysmiss		6	

Warning: these figures indicate the number of cases found in the data file. They cannot be interpreted as summary statistics of the population of interest.

country: Country where asylum was sought

Information	[Type= discrete] [Format=numeric] [Range= 96000-99527] [Missing=*]
Statistics [NW/ W]	[Valid=276 /-] [Invalid=1815 /-]
Source	MAFE team
Literal question	1301/2/3/4P. Country where the 1st/2nd/3rd/4th application for asylum was sought

Value	Label	Cases	Percentage
96000	FRANCE	12	4.3%
99109	GERMANY	3	1.1%
99131	BELGIUM	124	44.9%
99132	UNITED KINGDOM	124	44.9%
99135	NETHERLANDS	4	1.4%
99140	SWITZERLAND	3	1.1%
99303	SOUTH AFRICA	3	1.1%
99339	UGANDA	2	0.7%
99401	CANADA	1	0.4%
Sysmiss		1815	

Warning: these figures indicate the number of cases found in the data file. They cannot be interpreted as summary statistics of the population of interest.

y_request: Year of application

Information	[Type= discrete] [Format=numeric] [Range= 1988-9999] [Missing=*]
Statistics [NW/ W]	[Valid=276 /-] [Invalid=1815 /-]
Source	MAFE team
Literal question	1301/2/3/4D. Year of application

Value	Label	Cases	Percentage
1978		2	0.7%
1982		2	0.7%
1984		1	0.4%

File : rdc_qb_asylum

y_request: Year of application

Value	Label	Cases	Percentage
1985		2	0.7%
1986		3	1.1%
1987		1	0.4%
1988		3	1.1%
1989		9	3.3%
1990		7	2.5%
1991		13	4.7%
1992		14	5.1%
1993		14	5.1%
1994		12	4.3%
1995		10	3.6%
1996		3	1.1%
1997		18	6.5%
1998		15	5.4%
1999		14	5.1%
2000		23	8.3%
2001		12	4.3%
2002		20	7.2%
2003		13	4.7%
2004		21	7.6%
2005		11	4.0%
2006		6	2.2%
2007		8	2.9%
2008		8	2.9%
2009		11	4.0%
Sysmiss		1815	

Warning: these figures indicate the number of cases found in the data file. They cannot be interpreted as summary statistics of the population of interest.

y_obtaining: Year of obtaining

Information	[Type= discrete] [Format=numeric] [Range= 1991-9999] [Missing=*]
Statistics [NW/ W]	[Valid=155 /-] [Invalid=1936 /-]
Source	MAFE team
Literal question	1301/2/3/4O. Year when refugee status was obtained
Interviewer's instructions	Cross out if not obtained

Value	Label	Cases	Percentage
1979		1	0.6%
1981		1	0.6%
1985		1	0.6%
1989		2	1.3%
1990		2	1.3%
1992		5	3.2%
1993		11	7.1%
1994		5	3.2%

File : rdc_qb_asylum

y_obtaining: Year of obtaining

Value	Label	Cases	Percentage
1995		6	3.9%
1996		5	3.2%
1997		6	3.9%
1998		10	6.5%
1999		12	7.7%
2000		9	5.8%
2001		9	5.8%
2002		8	5.2%
2003		14	9.0%
2004		9	5.8%
2005		8	5.2%
2006		8	5.2%
2007		12	7.7%
2008		9	5.8%
2009		2	1.3%
Sysmiss		1936	

Warning: these figures indicate the number of cases found in the data file. They cannot be interpreted as summary statistics of the population of interest.

y_refusal: Year of refusal

Information	[Type= discrete] [Format=numeric] [Range= 1992-9999] [Missing=*]
Statistics [NW/ W]	[Valid=87 /-] [Invalid=2004 /-]
Source	MAFE team
Literal question	1301/2/3/4R. Year when refugee status was denied
Interviewer's instructions	Cross out if not denied

Value	Label	Cases	Percentage
1982		1	1.1%
1984		1	1.1%
1986		3	3.4%
1989		2	2.3%
1991		1	1.1%
1992		2	2.3%
1993		2	2.3%
1994		2	2.3%
1995		4	4.6%
1996		5	5.7%
1997		3	3.4%
1998		1	1.1%
1999		5	5.7%
2000		7	8.0%
2001		3	3.4%
2002		12	13.8%
2003		7	8.0%
2004		4	4.6%

File : rdc_qb_asylum

y_refusal: Year of refusal

Value	Label	Cases	Percentage
2005		7	8.0%
2006		1	1.1%
2007		2	2.3%
2008		8	9.2%
2009		4	4.6%
Sysmiss		2004	

Warning: these figures indicate the number of cases found in the data file. They cannot be interpreted as summary statistics of the population of interest.

y_ending: Year of ending

Information	[Type= discrete] [Format=numeric] [Range= 1993-9999] [Missing=*]
Statistics [NW/ W]	[Valid=91 /-] [Invalid=2000 /-]
Source	MAFE team
Literal question	1301/2/3/4F. End year of refugee status
Interviewer's instructions	Cross out if no end year

Value	Label	Cases	Percentage
1990		1	1.1%
1992		1	1.1%
1993		1	1.1%
1995		2	2.2%
1997		1	1.1%
1998		6	6.6%
1999		6	6.6%
2000		6	6.6%
2001		3	3.3%
2002		7	7.7%
2003		9	9.9%
2004		9	9.9%
2005		10	11.0%
2006		10	11.0%
2007		6	6.6%
2008		6	6.6%
2009		7	7.7%
Sysmiss		2000	

Warning: these figures indicate the number of cases found in the data file. They cannot be interpreted as summary statistics of the population of interest.

flag_age: Less than 25 years and more than 75 years

Information	[Type= discrete] [Format=numeric] [Range= 0-1] [Missing=*]
Statistics [NW/ W]	[Valid=2091 /-] [Invalid=0 /-]
Definition	The migrant is younger than 25 or older than 75 at the time of the survey.
Notes	These individuals have ages very close to the thresholds 25-75.

Value	Label	Cases	Percentage
0	No	2091	100.0%
1	Yes	0	

File : rdc_qb_asylum**# flag_age: Less than 25 years and more than 75 years***Warning: these figures indicate the number of cases found in the data file. They cannot be interpreted as summary statistics of the population of interest.***# flag_arrival: First migration in Europe before 18****Information** [Type= discrete] [Format=numeric] [Range= 0-1] [Missing=*]**Statistics [NW/ W]** [Valid=783 /-] [Invalid=1308 /-]**Definition** The migrant (current or returnee) arrived in Europe the 1st time before 18.

Value	Label	Cases	Percentage
0	No	770	98.3%
1	Yes	13	1.7%
Systemiss		1308	

*Warning: these figures indicate the number of cases found in the data file. They cannot be interpreted as summary statistics of the population of interest.***# weight_eur: Weighting normalized on the 3 european countries****Information** [Type= continuous] [Format=numeric] [Range= 0.123741947114468-2.92577934265137] [Missing=*]**Statistics [NW/ W]** [Valid=452 /-] [Invalid=1639 /-]**Definition** Use when working on the European countries pooled together (for example, the Senegalese population sampled in France, Italy and Spain). It should not be used if the analyses include individuals surveyed in Africa.**# weight_all: Weighting normalized on the 4 countries****Information** [Type= continuous] [Format=numeric] [Range= 0.043433666229248-7.21617412567139] [Missing=*]**Statistics [NW/ W]** [Valid=2091 /-] [Invalid=0 /-]**Definition** Use when working on all countries of the MAFE survey (for example, Senegalese population from Senegalese, French, Italian and Spanish samples).**# weight_ctry: Weighting normalized by country****Information** [Type= continuous] [Format=numeric] [Range= 0.054081816226244-5.26600313186646] [Missing=*]**Statistics [NW/ W]** [Valid=2091 /-] [Invalid=0 /-]**Definition** Use when working on a single country (for example, the Senegalese population sampled only in Senegal, or in any single European country).

File : rdc_qb_residence_permit

ident: Biographic individual identifier

Information	[Type= discrete] [Format=character] [Missing=*]
Statistics [NW/ W]	[Valid=2798 /-] [Invalid=0 /-]
Definition	Individual identifiant = 1st letter of country + n° of questionnaire compost

id_country: Country of the survey

Information	[Type= discrete] [Format=character] [Missing=*]
Statistics [NW/ W]	[Valid=2798 /-] [Invalid=0 /-]
Definition	Country where the data was collected: - B = Belgium - C = DR Congo - U = United Kingdom

Value	Label	Cases	Percentage
B		696	24.9%
C		1706	61.0%
U		396	14.2%

Warning: these figures indicate the number of cases found in the data file. They cannot be interpreted as summary statistics of the population of interest.

n_menage: ID of the HH

Information	[Type= continuous] [Format=numeric] [Range= 3-2011] [Missing=*]
Statistics [NW/ W]	[Valid=1706 /-] [Invalid=1092 /-]
Definition	Household ID Only available for Africa

n_indiv: ID of the individual in the HH

Information	[Type= continuous] [Format=numeric] [Range= 0-101] [Missing=*]
Statistics [NW/ W]	[Valid=1706 /-] [Invalid=1092 /-]
Definition	ID of each individual within her/his household Only available for Africa

num_dr: DR number

Information	[Type= continuous] [Format=numeric] [Range= 1-58] [Missing=*]
Statistics [NW/ W]	[Valid=1706 /-] [Invalid=1092 /-]
Definition	Survey area ID Only available for Africa

strata_area: Strata - DR level

Information	[Type= discrete] [Format=numeric] [Range= 1-10] [Missing=*]
Statistics [NW/ W]	[Valid=1684 /-] [Invalid=1114 /-]
Definition	Migration prevalence in each survey area, as reported by knowledgeable persons Only available for Africa

Value	Label	Cases	Percentage
1	High level of migration	1011	60.0%
2	Medium level of migration	307	18.2%
3	Low level of migration	366	21.7%
Sysmiss		1114	

Warning: these figures indicate the number of cases found in the data file. They cannot be interpreted as summary statistics of the population of interest.

File : rdc_qb_residence_permit

strata_hh: Strata - household level

Information [Type= discrete] [Format=numeric] [Range= 0-2] [Missing=*]

Statistics [NW/ W] [Valid=1684 /-] [Invalid=1114 /-]

Definition Stratification by household migrant status according to the screening survey
Only available for Africa

Value	Label	Cases	Percentage
0	HH with no migrant	814	48.3%
1	HH with returnee(s)	524	31.1%
2	HH with current migrant(s)	346	20.5%
Sysmiss		1114	

Warning: these figures indicate the number of cases found in the data file. They cannot be interpreted as summary statistics of the population of interest.

strata_ind: Strata - individual level

Information [Type= discrete] [Format=numeric] [Range= 1-3] [Missing=*]

Statistics [NW/ W] [Valid=1684 /-] [Invalid=1114 /-]

Definition 3 strata according to the individuals' migratory status
Only available for Africa

Value	Label	Cases	Percentage
1	Return migrant	354	21.0%
2	Partner of a migrant	73	4.3%
3	Other non migrant	1257	74.6%
Sysmiss		1114	

Warning: these figures indicate the number of cases found in the data file. They cannot be interpreted as summary statistics of the population of interest.

num_rp: Residence permit number

Information [Type= discrete] [Format=numeric] [Range= 1-7] [Missing=*]

Statistics [NW/ W] [Valid=1448 /-] [Invalid=1350 /-]

Value	Label	Cases	Percentage
1		716	49.4%
2		393	27.1%
3		212	14.6%
4		84	5.8%
5		28	1.9%
6		10	0.7%
7		4	0.3%
8		1	0.1%
Sysmiss		1350	

Warning: these figures indicate the number of cases found in the data file. They cannot be interpreted as summary statistics of the population of interest.

q1: Sex

Information [Type= discrete] [Format=numeric] [Range= 1-9999] [Missing=*]

Statistics [NW/ W] [Valid=2798 /-] [Invalid=0 /-]

Literal question Q1. The respondent is:

Post-question To begin with, I would like to note the major events and periods of your life on this grid. We will begin at the time of your birth. Later we will look at these periods of life in some more detail.

File : rdc_qb_residence_permit

q1: Sex

Value	Label	Cases	Percentage
1	Man	1318	47.1%
2	Woman	1480	52.9%

Warning: these figures indicate the number of cases found in the data file. They cannot be interpreted as summary statistics of the population of interest.

q1a: Year of birth

Information	[Type= discrete] [Format=numeric] [Range= 1932-9999] [Missing=*]
Statistics [NW/ W]	[Valid=2798 /-] [Invalid=0 /-]
Literal question	Q1A. To start with, and to help us to set a time scale, could you tell me in which year you were born (or your age as at last birthday)? Year of birth
Interviewer's instructions	AGEVEN: Locate year of birth in the grid, note 0 in the columns titled "age", and fill in these columns by retracing the age till the current age of the respondent.

Value	Label	Cases	Percentage
1934		2	0.1%
1935		9	0.3%
1936		2	0.1%
1937		11	0.4%
1938		10	0.4%
1939		19	0.7%
1940		13	0.5%
1941		7	0.3%
1942		20	0.7%
1943		11	0.4%
1944		13	0.5%
1945		18	0.6%
1946		21	0.8%
1947		21	0.8%
1948		45	1.6%
1949		25	0.9%
1950		30	1.1%
1951		22	0.8%
1952		49	1.8%
1953		48	1.7%
1954		36	1.3%
1955		55	2.0%
1956		55	2.0%
1957		44	1.6%
1958		70	2.5%
1959		57	2.0%
1960		88	3.1%
1961		45	1.6%
1962		72	2.6%
1963		89	3.2%
1964		67	2.4%

File : rdc_qb_residence_permit

q1a: Year of birth

Value	Label	Cases	Percentage
1965		70	2.5%
1966		87	3.1%
1967		72	2.6%
1968		109	3.9%
1969		106	3.8%
1970		85	3.0%
1971		87	3.1%
1972		101	3.6%
1973		96	3.4%
1974		110	3.9%
1975		75	2.7%
1976		64	2.3%
1977		73	2.6%
1978		78	2.8%
1979		97	3.5%
1980		85	3.0%
1981		59	2.1%
1982		95	3.4%
1983		67	2.4%
1984		108	3.9%

Warning: these figures indicate the number of cases found in the data file. They cannot be interpreted as summary statistics of the population of interest.

age_survey: Age at survey

Information	[Type= continuous] [Format=numeric] [Range= 25-77] [Missing=*]
Statistics [NW/ W]	[Valid=2798 /-] [Invalid=0 /-] [Mean=42.113 /-] [StdDev=11.451 /-]
Literal question	Q1A. To start with, and to help us to set a time scale, could you tell me in which year you were born (or your age as at last birthday)? Age
Interviewer's instructions	AGEVEN: Locate year of birth in the grid, note 0 in the columns titled "age", and fill in these columns by retracing the age till the current age of the respondent.

q18: Which is the last school year you attended

Information	[Type= discrete] [Format=numeric] [Range= 0-2147483624] [Missing=*]
Statistics [NW/ W]	[Valid=2793 /-] [Invalid=5 /-]
Literal question	Q18. Let's talk about your studies: Which is the last school year you attended?
Post-question	If q18 in 0, 1, 2, 3, 4, 5, 6, 7, 8, 9 => Go to next page
Interviewer's instructions	- If EGO has no formal education: Encircle the code 00 below - If EGO has some formal education: Encircle the corresponding code

Value	Label	Cases	Percentage
0	None	49	1.8%
3	Primary school	2	0.1%
4	Primary school	9	0.3%
5	Primary school	20	0.7%
6	Primary school	22	0.8%
7	Primary school	29	1.0%

File : rdc_qb_residence_permit

q18: Which is the last school year you attended

Value	Label	Cases	Percentage
8	Primary school	47	1.7%
9	Primary school	123	4.4%
10	Orientation cycle	58	2.1%
11	Orientation cycle	124	4.4%
12	Classics	143	5.1%
13	Classics	217	7.8%
14	Classics	194	6.9%
15	Classics	611	21.9%
16	Superior-Graduat	100	3.6%
17	Superior-Graduat	114	4.1%
18	Superior-Graduat	451	16.1%
19	Superior-Licence	27	1.0%
20	Superior-Licence	324	11.6%
21	DES-DEA	33	1.2%
22	DES-DEA	46	1.6%
23	PhD	3	0.1%
24	PhD	14	0.5%
25	PhD	6	0.2%
26	PhD	2	0.1%
27	PhD	25	0.9%
Sysmiss		5	

Warning: these figures indicate the number of cases found in the data file. They cannot be interpreted as summary statistics of the population of interest.

q1400d: Start year RP

Information	[Type= discrete] [Format=numeric] [Range= 1936-2147483624] [Missing=*]
Statistics [NW/ W]	[Valid=1447 /-] [Invalid=1351 /-]
Source	MAFE team
Literal question	1411/12/13/14/15/16/17/18/19/20D - 1411/12/13/14/15/16/17/18/19/20F. 1st/2nd/3rd/4th/5th/6th/7th/8th/9th/10th period of residence permit Start year

Value	Label	Cases	Percentage
1958		1	0.1%
1959		1	0.1%
1960		4	0.3%
1961		2	0.1%
1962		2	0.1%
1963		5	0.3%
1964		3	0.2%
1965		2	0.1%
1966		3	0.2%
1967		1	0.1%
1968		6	0.4%
1969		4	0.3%
1970		6	0.4%

File : rdc_qb_residence_permit

q1400d: Start year RP

Value	Label	Cases	Percentage
1971		1	0.1%
1972		6	0.4%
1973		6	0.4%
1974		11	0.8%
1975		5	0.3%
1976		7	0.5%
1977		6	0.4%
1978		13	0.9%
1979		8	0.6%
1980		14	1.0%
1981		10	0.7%
1982		8	0.6%
1983		11	0.8%
1984		16	1.1%
1985		14	1.0%
1986		24	1.7%
1987		15	1.0%
1988		20	1.4%
1989		38	2.6%
1990		43	3.0%
1991		47	3.2%
1992		44	3.0%
1993		58	4.0%
1994		51	3.5%
1995		39	2.7%
1996		37	2.6%
1997		44	3.0%
1998		55	3.8%
1999		72	5.0%
2000		101	7.0%
2001		82	5.7%
2002		71	4.9%
2003		83	5.7%
2004		73	5.0%
2005		76	5.3%
2006		55	3.8%
2007		61	4.2%
2008		52	3.6%
2009		30	2.1%
Sysmiss		1351	

Warning: these figures indicate the number of cases found in the data file. They cannot be interpreted as summary statistics of the population of interest.

q1400f: End year RP

Information [Type= discrete] [Format=numeric] [Range= 1939-2147483624] [Missing=*]

File : rdc_qb_residence_permit

q1400f: End year RP

Statistics [NW/ W] [Valid=1446 /-] [Invalid=1352 /-]

Source MAFE team

Literal question 1411/12/13/14/15/16/17/18/19/20D - 1411/12/13/14/15/16/17/18/19/20F. 1st/2nd/3rd/4th/5th/6th/7th/8th/9th/10th period of residence permit
End year

Interviewer's instructions Cross out end date if status is ongoing

Value	Label	Cases	Percentage
1961		3	0.2%
1963		2	0.1%
1964		1	0.1%
1965		4	0.3%
1966		2	0.1%
1967		1	0.1%
1968		2	0.1%
1969		4	0.3%
1970		5	0.3%
1971		3	0.2%
1972		2	0.1%
1973		6	0.4%
1974		4	0.3%
1975		1	0.1%
1976		4	0.3%
1977		5	0.3%
1978		4	0.3%
1979		8	0.6%
1980		5	0.3%
1981		4	0.3%
1982		7	0.5%
1983		6	0.4%
1984		6	0.4%
1985		7	0.5%
1986		11	0.8%
1987		15	1.0%
1988		16	1.1%
1989		15	1.0%
1990		17	1.2%
1991		19	1.3%
1992		27	1.9%
1993		40	2.8%
1994		33	2.3%
1995		27	1.9%
1996		31	2.1%
1997		39	2.7%
1998		50	3.5%

File : rdc_qb_residence_permit

q1400f: End year RP

Value	Label	Cases	Percentage
1999		45	3.1%
2000		52	3.6%
2001		51	3.5%
2002		54	3.7%
2003		55	3.8%
2004		74	5.1%
2005		58	4.0%
2006		50	3.5%
2007		55	3.8%
2008		52	3.6%
2009		464	32.1%
Sysmiss		1352	

Warning: these figures indicate the number of cases found in the data file. They cannot be interpreted as summary statistics of the population of interest.

nnrp: No need for a residence permit

Information	[Type= discrete] [Format=numeric] [Range= 0-2147483624] [Missing=*]
Statistics [NW/ W]	[Valid=1415 /-] [Invalid=1383 /-]
Source	MAFE team
Literal question	1411/12/13/14/15/16/17/18/19/20. Residence status NNRP (No need for a residence permit)
Interviewer's instructions	Encircle the status(es). If "other" indicate answer in plain text

Value	Label	Cases	Percentage
0	No	1153	81.5%
1	Yes	262	18.5%
Sysmiss		1383	

Warning: these figures indicate the number of cases found in the data file. They cannot be interpreted as summary statistics of the population of interest.

v: Visa

Information	[Type= discrete] [Format=numeric] [Range= 0-2147483624] [Missing=*]
Statistics [NW/ W]	[Valid=1415 /-] [Invalid=1383 /-]
Source	MAFE team
Literal question	1411/12/13/14/15/16/17/18/19/20. Residence status V (Visa)
Interviewer's instructions	Encircle the status(es). If "other" indicate answer in plain text

Value	Label	Cases	Percentage
0	No	980	69.3%
1	Yes	435	30.7%
Sysmiss		1383	

Warning: these figures indicate the number of cases found in the data file. They cannot be interpreted as summary statistics of the population of interest.

rp: Residence permit

Information	[Type= discrete] [Format=numeric] [Range= 0-2147483624] [Missing=*]
Statistics [NW/ W]	[Valid=1415 /-] [Invalid=1383 /-]
Source	MAFE team

File : rdc_qb_residence_permit

rp: Residence permit

Literal question 1411/12/13/14/15/16/17/18/19/20. Residence status
RP (Residence permit)

Interviewer's instructions Encircle the status(es). If "other" indicate answer in plain text

Value	Label	Cases	Percentage
0	No	984	69.5%
1	Yes	431	30.5%
Sysmiss		1383	

Warning: these figures indicate the number of cases found in the data file. They cannot be interpreted as summary statistics of the population of interest.

np: No residence permit

Information [Type= discrete] [Format=numeric] [Range= 0-2147483624] [Missing=*]

Statistics [NW/ W] [Valid=1415 /-] [Invalid=1383 /-]

Source MAFE team

Literal question 1411/12/13/14/15/16/17/18/19/20. Residence status
NP (No residence permit)

Interviewer's instructions Encircle the status(es). If "other" indicate answer in plain text

Value	Label	Cases	Percentage
0	No	1128	79.7%
1	Yes	287	20.3%
Sysmiss		1383	

Warning: these figures indicate the number of cases found in the data file. They cannot be interpreted as summary statistics of the population of interest.

statusb_rp: Other residence status

Information [Type= discrete] [Format=character] [Missing=*/.b]

Statistics [NW/ W] [Valid=438 /-] [Invalid=1 /-]

Source MAFE team

Literal question 1411/12/13/14/15/16/17/18/19/20. Residence status
Other

Interviewer's instructions Encircle the status(es). If "other" indicate answer in plain text

Value	Label	Cases	Percentage
+ Autre : carte jaune		1	0.2%
6 mois		1	0.2%
ATTESTATION MEDICALE		1	0.2%
Autre : passeport et visa d'un ami		1	0.2%
Autre : passeport neerlandais		1	0.2%
Autre DA		6	1.4%
Autre humanitaire		1	0.2%
CARTE CONSULAIRE		1	0.2%
CARTE DE SEJOUR		1	0.2%

File : rdc_qb_residence_permit

statusb_rp: Other residence status

Value	Label	Cases	Percentage
CARTE DE VACCINATION		2	0.5%
CARTE DE VISITE		1	0.2%
DA		3	0.7%
DA (carte Orange)		1	0.2%
DEMANDE D ASILE		6	1.4%
DEMANDEUR D ASILE		1	0.2%
IS		1	0.2%
LAISER PASSER		1	0.2%
LAISSER PASSER		24	5.5%
LAISSER PASSER - CARTE DE VACCINATION		1	0.2%
LAISSER PASSER		2	0.5%
LAISSER PASSER		3	0.7%
LAISSER PASSER - CARTE DE VACCINATION		2	0.5%
PASSEPORT		2	0.5%
PASSEPORT D EMPRUNT		1	0.2%
PERMIS D ETUDES		1	0.2%
RECEPISSE		1	0.2%
REFUGIE		1	0.2%
SITUATION IRREGULIERE		1	0.2%
TS - CARTE D ETUDIANT		1	0.2%
TS - LAISSER PASSER		1	0.2%
V - LAISSER PASSER		1	0.2%
attestation nÂ° 9		1	0.2%
autre (DA)		1	0.2%
autre : DA		3	0.7%
autre : carte orange		1	0.2%
autre : faux visa		1	0.2%
autre DA		13	3.0%

File : rdc_qb_residence_permit

statusb_rp: Other residence status

Value	Label	Cases	Percentage
autre da		1	0.2%
autre humanitaire		1	0.2%
autre: DA		2	0.5%
autreDA		1	0.2%
autres (humanitaire)		1	0.2%
carte blanche		1	0.2%
carte jaune		3	0.7%
carte orange		1	0.2%
carte rose		1	0.2%
faux papiers		1	0.2%
laisser passer		1	0.2%
nnp		3	0.7%
np		33	7.5%
refugie		1	0.2%
rp		293	66.9%
v		2	0.5%
.b		1	

Warning: these figures indicate the number of cases found in the data file. They cannot be interpreted as summary statistics of the population of interest.

flag_age: Less than 25 years and more than 75 years

Information	[Type= discrete] [Format=numeric] [Range= 0-1] [Missing=*]
Statistics [NW/ W]	[Valid=2798 /-] [Invalid=0 /-]
Definition	The migrant is younger than 25 or older than 75 at the time of the survey.
Notes	These individuals have ages very close to the thresholds 25-75.

Value	Label	Cases	Percentage
0	No	2798	100.0%
1	Yes	0	

Warning: these figures indicate the number of cases found in the data file. They cannot be interpreted as summary statistics of the population of interest.

flag_arrival: First migration in Europe before 18

Information	[Type= discrete] [Format=numeric] [Range= 0-1] [Missing=*]
Statistics [NW/ W]	[Valid=1483 /-] [Invalid=1315 /-]
Definition	The migrant (current or returnee) arrived in Europe the 1st time before 18.

Value	Label	Cases	Percentage
0	No	1462	98.6%
1	Yes	21	1.4%
Sysmiss		1315	

Warning: these figures indicate the number of cases found in the data file. They cannot be interpreted as summary statistics of the population of interest.

weight_eur: Weighting normalized on the 3 european countries

Information	[Type= continuous] [Format=numeric] [Range= 0.123741947114468-2.92577934265137] [Missing=*]
Statistics [NW/ W]	[Valid=1092 /-] [Invalid=1706 /-]

File : rdc_qb_residence_permit

weight_eur: Weighting normalized on the 3 european countries

Definition	Use when working on the European countries pooled together (for example, the Senegalese population sampled in France, Italy and Spain). It should not be used if the analyses include individuals surveyed in Africa.
-------------------	---

weight_all: Weighting normalized on the 4 countries

Information	[Type= continuous] [Format=numeric] [Range= 0.043433666229248-7.21617412567139] [Missing=*]
--------------------	---

Statistics [NW/ W]	[Valid=2798 /-] [Invalid=0 /-]
---------------------------	--------------------------------

Definition	Use when working on all countries of the MAFE survey (for example, Senegalese population from Senegalese, French, Italian and Spanish samples).
-------------------	---

weight_etry: Weighting normalized by country

Information	[Type= continuous] [Format=numeric] [Range= 0.054081816226244-5.26600313186646] [Missing=*]
--------------------	---

Statistics [NW/ W]	[Valid=2798 /-] [Invalid=0 /-]
---------------------------	--------------------------------

Definition	Use when working on a single country (for example, the Senegalese population sampled only in Senegal, or in any single European country).
-------------------	---

File : rdc_qb_work_permit

ident: Biographic individual identifier

Information	[Type= discrete] [Format=character] [Missing=*]
Statistics [NW/ W]	[Valid=2753 /-] [Invalid=0 /-]
Definition	Individual identifiant = 1st letter of country + n° of questionnaire compost

id_country: Country of the survey

Information	[Type= discrete] [Format=character] [Missing=*]
Statistics [NW/ W]	[Valid=2753 /-] [Invalid=0 /-]
Definition	Country where the data was collected: - B = Belgium - C = DR Congo - U = United Kingdom

Value	Label	Cases	Percentage
B		682	24.8%
C		1693	61.5%
U		378	13.7%

Warning: these figures indicate the number of cases found in the data file. They cannot be interpreted as summary statistics of the population of interest.

n_menage: ID of the HH

Information	[Type= continuous] [Format=numeric] [Range= 3-1319] [Missing=*]
Statistics [NW/ W]	[Valid=1693 /-] [Invalid=1060 /-]
Definition	Household ID Only available for Africa

n_indiv: ID of the individual in the HH

Information	[Type= continuous] [Format=numeric] [Range= 0-36] [Missing=*]
Statistics [NW/ W]	[Valid=1693 /-] [Invalid=1060 /-]
Definition	ID of each individual within her/his household Only available for Africa

num_dr: DR number

Information	[Type= continuous] [Format=numeric] [Range= 1-58] [Missing=*]
Statistics [NW/ W]	[Valid=1693 /-] [Invalid=1060 /-]
Definition	Survey area ID Only available for Africa

strata_area: Strata - DR level

Information	[Type= discrete] [Format=numeric] [Range= 1-10] [Missing=*]
Statistics [NW/ W]	[Valid=1671 /-] [Invalid=1082 /-]
Definition	Migration prevalence in each survey area, as reported by knowledgeable persons Only available for Africa

Value	Label	Cases	Percentage
1	High level of migration	1000	59.8%
2	Medium level of migration	305	18.3%
3	Low level of migration	366	21.9%
Sysmiss		1082	

Warning: these figures indicate the number of cases found in the data file. They cannot be interpreted as summary statistics of the population of interest.

File : rdc_qb_work_permit

strata_hh: Strata - household level

Information	[Type= discrete] [Format=numeric] [Range= 0-2] [Missing=*]
Statistics [NW/ W]	[Valid=1671 /-] [Invalid=1082 /-]
Definition	Stratification by household migrant status according to the screening survey Only available for Africa

Value	Label	Cases	Percentage
0	HH with no migrant	805	48.2%
1	HH with returnee(s)	520	31.1%
2	HH with current migrant(s)	346	20.7%
Sysmiss		1082	

Warning: these figures indicate the number of cases found in the data file. They cannot be interpreted as summary statistics of the population of interest.

strata_ind: Strata - individual level

Information	[Type= discrete] [Format=numeric] [Range= 1-3] [Missing=*]
Statistics [NW/ W]	[Valid=1671 /-] [Invalid=1082 /-]
Definition	3 strata according to the individuals' migratory status Only available for Africa

Value	Label	Cases	Percentage
1	Return migrant	349	20.9%
2	Partner of a migrant	73	4.4%
3	Other non migrant	1249	74.7%
Sysmiss		1082	

Warning: these figures indicate the number of cases found in the data file. They cannot be interpreted as summary statistics of the population of interest.

num_wp: Work permit number

Information	[Type= discrete] [Format=numeric] [Range= 1-6] [Missing=*]
Statistics [NW/ W]	[Valid=1397 /-] [Invalid=1356 /-]

Value	Label	Cases	Percentage
1		710	50.8%
2		376	26.9%
3		205	14.7%
4		71	5.1%
5		24	1.7%
6		8	0.6%
7		3	0.2%
Sysmiss		1356	

Warning: these figures indicate the number of cases found in the data file. They cannot be interpreted as summary statistics of the population of interest.

q1: Sex

Information	[Type= discrete] [Format=numeric] [Range= 1-9999] [Missing=*]
Statistics [NW/ W]	[Valid=2753 /-] [Invalid=0 /-]
Literal question	Q1. The respondent is:
Post-question	To begin with, I would like to note the major events and periods of your life on this grid. We will begin at the time of your birth. Later we will look at these periods of life in some more detail.

Value	Label	Cases	Percentage
1	Man	1297	47.1%

File : rdc_qb_work_permit

q1: Sex

Value	Label	Cases	Percentage
2	Woman	1456	52.9%

Warning: these figures indicate the number of cases found in the data file. They cannot be interpreted as summary statistics of the population of interest.

q1a: Year of birth

Information	[Type= discrete] [Format=numeric] [Range= 1932-9999] [Missing=*]
Statistics [NW/ W]	[Valid=2753 /-] [Invalid=0 /-]
Literal question	Q1A. To start with, and to help us to set a time scale, could you tell me in which year you were born (or your age as at last birthday)? Year of birth
Interviewer's instructions	AGEVEN: Locate year of birth in the grid, note 0 in the columns titled "age", and fill in these columns by retracing the age till the current age of the respondent.

Value	Label	Cases	Percentage
1934		2	0.1%
1935		9	0.3%
1936		2	0.1%
1937		11	0.4%
1938		10	0.4%
1939		17	0.6%
1940		13	0.5%
1941		6	0.2%
1942		20	0.7%
1943		11	0.4%
1944		13	0.5%
1945		18	0.7%
1946		21	0.8%
1947		21	0.8%
1948		43	1.6%
1949		25	0.9%
1950		30	1.1%
1951		21	0.8%
1952		49	1.8%
1953		50	1.8%
1954		37	1.3%
1955		50	1.8%
1956		56	2.0%
1957		45	1.6%
1958		73	2.7%
1959		56	2.0%
1960		78	2.8%
1961		43	1.6%
1962		74	2.7%
1963		85	3.1%
1964		67	2.4%
1965		71	2.6%

File : rdc_qb_work_permit

q1a: Year of birth

Value	Label	Cases	Percentage
1966		82	3.0%
1967		72	2.6%
1968		102	3.7%
1969		105	3.8%
1970		84	3.1%
1971		83	3.0%
1972		94	3.4%
1973		95	3.5%
1974		112	4.1%
1975		74	2.7%
1976		66	2.4%
1977		69	2.5%
1978		78	2.8%
1979		97	3.5%
1980		87	3.2%
1981		58	2.1%
1982		95	3.5%
1983		67	2.4%
1984		106	3.9%

Warning: these figures indicate the number of cases found in the data file. They cannot be interpreted as summary statistics of the population of interest.

age_survey: Age at survey

Information	[Type= continuous] [Format=numeric] [Range= 25-77] [Missing=*]
Statistics [NW/ W]	[Valid=2753 /-] [Invalid=0 /-] [Mean=42.079 /-] [StdDev=11.474 /-]
Literal question	Q1A. To start with, and to help us to set a time scale, could you tell me in which year you were born (or your age as at last birthday)? Age
Interviewer's instructions	AGEVEN: Locate year of birth in the grid, note 0 in the columns titled "age", and fill in these columns by retracing the age till the current age of the respondent.

q18: Which is the last school year you attended

Information	[Type= discrete] [Format=numeric] [Range= 0-2147483624] [Missing=*]
Statistics [NW/ W]	[Valid=2748 /-] [Invalid=5 /-]
Literal question	Q18. Let's talk about your studies: Which is the last school year you attended?
Post-question	If q18 in 0, 1, 2, 3, 4, 5, 6, 7, 8, 9 => Go to next page
Interviewer's instructions	- If EGO has no formal education: Encircle the code 00 below - If EGO has some formal education: Encircle the corresponding code

Value	Label	Cases	Percentage
0	None	50	1.8%
3	Primary school	2	0.1%
4	Primary school	9	0.3%
5	Primary school	20	0.7%
6	Primary school	22	0.8%
7	Primary school	29	1.1%
8	Primary school	46	1.7%

File : rdc_qb_work_permit

q18: Which is the last school year you attended

Value	Label	Cases	Percentage
9	Primary school	123	4.5%
10	Orientation cycle	58	2.1%
11	Orientation cycle	120	4.4%
12	Classics	142	5.2%
13	Classics	214	7.8%
14	Classics	192	7.0%
15	Classics	610	22.2%
16	Superior-Graduat	96	3.5%
17	Superior-Graduat	105	3.8%
18	Superior-Graduat	434	15.8%
19	Superior-Licence	25	0.9%
20	Superior-Licence	317	11.5%
21	DES-DEA	33	1.2%
22	DES-DEA	44	1.6%
23	PhD	3	0.1%
24	PhD	16	0.6%
25	PhD	8	0.3%
26	PhD	2	0.1%
27	PhD	28	1.0%
Sysmiss		5	

Warning: these figures indicate the number of cases found in the data file. They cannot be interpreted as summary statistics of the population of interest.

q1500d: Start year WP

Information	[Type= discrete] [Format=numeric] [Range= 1936-2147483624] [Missing=*]
Statistics [NW/ W]	[Valid=1396 /-] [Invalid=1357 /-]
Source	MAFE team
Literal question	1511/12/13/14/15/16/17/18/19/20D - 1511/12/13/14/15/16/17/18/19/20F. 1st/2nd/3rd/4th/5th/6th/7th/8th/9th/10th period of work permit Start year

Value	Label	Cases	Percentage
1958		1	0.1%
1959		1	0.1%
1960		3	0.2%
1961		2	0.1%
1962		2	0.1%
1963		5	0.4%
1964		3	0.2%
1965		2	0.1%
1966		3	0.2%
1968		6	0.4%
1969		4	0.3%
1970		5	0.4%
1971		1	0.1%
1972		6	0.4%

File : rdc_qb_work_permit

q1500d: Start year WP

Value	Label	Cases	Percentage
1973		5	0.4%
1974		12	0.9%
1975		5	0.4%
1976		8	0.6%
1977		6	0.4%
1978		13	0.9%
1979		8	0.6%
1980		15	1.1%
1981		9	0.6%
1982		9	0.6%
1983		12	0.9%
1984		16	1.1%
1985		16	1.1%
1986		21	1.5%
1987		15	1.1%
1988		19	1.4%
1989		39	2.8%
1990		39	2.8%
1991		41	2.9%
1992		39	2.8%
1993		56	4.0%
1994		49	3.5%
1995		38	2.7%
1996		37	2.7%
1997		43	3.1%
1998		55	3.9%
1999		69	4.9%
2000		97	6.9%
2001		80	5.7%
2002		68	4.9%
2003		80	5.7%
2004		71	5.1%
2005		74	5.3%
2006		58	4.2%
2007		57	4.1%
2008		46	3.3%
2009		27	1.9%
Sysmiss		1357	

Warning: these figures indicate the number of cases found in the data file. They cannot be interpreted as summary statistics of the population of interest.

q1500f: End year WP

Information	[Type= discrete] [Format=numeric] [Range= 1939-2147483624] [Missing=*]
Statistics [NW/ W]	[Valid=1395 /-] [Invalid=1358 /-]
Source	MAFE team

File : rdc_qb_work_permit

q1500f: End year WP

Literal question 1511/12/13/14/15/16/17/18/19/20D - 1511/12/13/14/15/16/17/18/19/20F. 1st/2nd/3rd/4th/5th/6th/7th/8th/9th/10th period of work permit
End year

Interviewer's instructions Cross out end date if status is ongoing

Value	Label	Cases	Percentage
1961		2	0.1%
1963		2	0.1%
1964		1	0.1%
1965		4	0.3%
1966		2	0.1%
1967		1	0.1%
1968		2	0.1%
1969		3	0.2%
1970		4	0.3%
1971		3	0.2%
1972		2	0.1%
1973		5	0.4%
1974		5	0.4%
1975		2	0.1%
1976		6	0.4%
1977		4	0.3%
1978		4	0.3%
1979		8	0.6%
1980		5	0.4%
1981		4	0.3%
1982		7	0.5%
1983		6	0.4%
1984		5	0.4%
1985		9	0.6%
1986		10	0.7%
1987		15	1.1%
1988		13	0.9%
1989		17	1.2%
1990		13	0.9%
1991		13	0.9%
1992		23	1.6%
1993		37	2.7%
1994		29	2.1%
1995		27	1.9%
1996		30	2.2%
1997		37	2.7%
1998		51	3.7%
1999		41	2.9%
2000		49	3.5%
2001		47	3.4%

File : rdc_qb_work_permit

q1500f: End year WP

Value	Label	Cases	Percentage
2002		48	3.4%
2003		55	3.9%
2004		73	5.2%
2005		58	4.2%
2006		53	3.8%
2007		52	3.7%
2008		46	3.3%
2009		462	33.1%
Sysmiss		1358	

Warning: these figures indicate the number of cases found in the data file. They cannot be interpreted as summary statistics of the population of interest.

nnwp: No need for a work permit

Information	[Type= discrete] [Format=numeric] [Range= 0-1] [Missing=*]
Statistics [NW/ W]	[Valid=1389 /-] [Invalid=1364 /-]
Source	MAFE team
Literal question	1511/12/13/14/15/16/17/18/19/20. Work status NNWP (No need for a work permit)
Interviewer's instructions	Encircle the status(es). If "other" indicate answer in plain text

Value	Label	Cases	Percentage
0	No	1054	75.9%
1	Yes	335	24.1%
Sysmiss		1364	

Warning: these figures indicate the number of cases found in the data file. They cannot be interpreted as summary statistics of the population of interest.

wp: Work permit

Information	[Type= discrete] [Format=numeric] [Range= 0-1] [Missing=*]
Statistics [NW/ W]	[Valid=1389 /-] [Invalid=1364 /-]
Source	MAFE team
Literal question	1511/12/13/14/15/16/17/18/19/20. Work status WP (Work permit)
Interviewer's instructions	Encircle the status(es). If "other" indicate answer in plain text

Value	Label	Cases	Percentage
0	No	1016	73.1%
1	Yes	373	26.9%
Sysmiss		1364	

Warning: these figures indicate the number of cases found in the data file. They cannot be interpreted as summary statistics of the population of interest.

swp: Selective work permit

Information	[Type= discrete] [Format=numeric] [Range= 0-1] [Missing=*]
Statistics [NW/ W]	[Valid=1389 /-] [Invalid=1364 /-]
Source	MAFE team
Literal question	1511/12/13/14/15/16/17/18/19/20. Work status SWP (Selective work permit)
Interviewer's instructions	Encircle the status(es). If "other" indicate answer in plain text

File : rdc_qb_work_permit

swp: Selective work permit

Value	Label	Cases	Percentage
0	No	1260	90.7%
1	Yes	129	9.3%
Sysmiss		1364	

Warning: these figures indicate the number of cases found in the data file. They cannot be interpreted as summary statistics of the population of interest.

nwp: No work permit

Information	[Type= discrete] [Format=numeric] [Range= 0-1] [Missing=*]
Statistics [NW/ W]	[Valid=1389 /-] [Invalid=1364 /-]
Source	MAFE team
Literal question	1511/12/13/14/15/16/17/18/19/20. Work status NWP (No work permit)
Interviewer's instructions	Encircle the status(es). If "other" indicate answer in plain text

Value	Label	Cases	Percentage
0	No	837	60.3%
1	Yes	552	39.7%
Sysmiss		1364	

Warning: these figures indicate the number of cases found in the data file. They cannot be interpreted as summary statistics of the population of interest.

flag_age: Less than 25 years and more than 75 years

Information	[Type= discrete] [Format=numeric] [Range= 0-1] [Missing=*]
Statistics [NW/ W]	[Valid=2753 /-] [Invalid=0 /-]
Definition	The migrant is younger than 25 or older than 75 at the time of the survey.
Notes	These individuals have ages very close to the thresholds 25-75.

Value	Label	Cases	Percentage
0	No	2753	100.0%
1	Yes	0	

Warning: these figures indicate the number of cases found in the data file. They cannot be interpreted as summary statistics of the population of interest.

flag_arrival: First migration in Europe before 18

Information	[Type= discrete] [Format=numeric] [Range= 0-1] [Missing=*]
Statistics [NW/ W]	[Valid=1445 /-] [Invalid=1308 /-]
Definition	The migrant (current or returnee) arrived in Europe the 1st time before 18.

Value	Label	Cases	Percentage
0	No	1423	98.5%
1	Yes	22	1.5%
Sysmiss		1308	

Warning: these figures indicate the number of cases found in the data file. They cannot be interpreted as summary statistics of the population of interest.

weight_eur: Weighting normalized on the 3 european countries

Information	[Type= continuous] [Format=numeric] [Range= 0.123741947114468-2.92577934265137] [Missing=*]
Statistics [NW/ W]	[Valid=1060 /-] [Invalid=1693 /-]
Definition	Use when working on the European countries pooled together (for example, the Senegalese population sampled in France, Italy and Spain). It should not be used if the analyses include individuals surveyed in Africa.

File : rdc_qb_work_permit**# weight_all: Weighting normalized on the 4 countries**

Information	[Type= continuous] [Format=numeric] [Range= 0.043433666229248-7.21617412567139] [Missing=*]
Statistics [NW/ W]	[Valid=2753 /-] [Invalid=0 /-]
Definition	Use when working on all countries of the MAFE survey (for example, Senegalese population from Senegalese, French, Italian and Spanish samples).

weight_etry: Weighting normalized by country

Information	[Type= continuous] [Format=numeric] [Range= 0.054081816226244-5.26600313186646] [Missing=*]
Statistics [NW/ W]	[Valid=2753 /-] [Invalid=0 /-]
Definition	Use when working on a single country (for example, the Senegalese population sampled only in Senegal, or in any single European country).

File : rdc_qb_transfer

ident: Biographic individual identifier

Information	[Type= discrete] [Format=character] [Missing=*]
Statistics [NW/ W]	[Valid=2190 /-] [Invalid=0 /-]
Definition	Individual identifiant = 1st letter of country + n° of questionnaire compost

id_country: Country of the survey

Information	[Type= discrete] [Format=character] [Missing=*]
Statistics [NW/ W]	[Valid=2190 /-] [Invalid=0 /-]
Definition	Country where the data was collected: - B = Belgium - C = DR Congo - U = United Kingdom

Value	Label	Cases	Percentage
B		305	13.9%
C		1666	76.1%
U		219	10.0%

Warning: these figures indicate the number of cases found in the data file. They cannot be interpreted as summary statistics of the population of interest.

n_menage: ID of the HH

Information	[Type= continuous] [Format=numeric] [Range= 3-2011] [Missing=*]
Statistics [NW/ W]	[Valid=1666 /-] [Invalid=524 /-]
Definition	Household ID Only available for Africa

n_indiv: ID of the individual in the HH

Information	[Type= continuous] [Format=numeric] [Range= 0-101] [Missing=*]
Statistics [NW/ W]	[Valid=1666 /-] [Invalid=524 /-]
Definition	ID of each individual within her/his household Only available for Africa

num_dr: DR number

Information	[Type= continuous] [Format=numeric] [Range= 1-58] [Missing=*]
Statistics [NW/ W]	[Valid=1666 /-] [Invalid=524 /-]
Definition	Survey area ID Only available for Africa

strata_area: Strata - DR level

Information	[Type= discrete] [Format=numeric] [Range= 1-10] [Missing=*]
Statistics [NW/ W]	[Valid=1644 /-] [Invalid=546 /-]
Definition	Migration prevalence in each survey area, as reported by knowledgeable persons Only available for Africa

Value	Label	Cases	Percentage
1	High level of migration	989	60.2%
2	Medium level of migration	300	18.2%
3	Low level of migration	355	21.6%
Sysmiss		546	

Warning: these figures indicate the number of cases found in the data file. They cannot be interpreted as summary statistics of the population of interest.

File : rdc_qb_transfer

strata_hh: Strata - household level

Information	[Type= discrete] [Format=numeric] [Range= 0-2] [Missing=*]
Statistics [NW/ W]	[Valid=1644 /-] [Invalid=546 /-]
Definition	Stratification by household migrant status according to the screening survey Only available for Africa

Value	Label	Cases	Percentage
0	HH with no migrant	803	48.8%
1	HH with returnee(s)	504	30.7%
2	HH with current migrant(s)	337	20.5%
Sysmiss		546	

Warning: these figures indicate the number of cases found in the data file. They cannot be interpreted as summary statistics of the population of interest.

strata_ind: Strata - individual level

Information	[Type= discrete] [Format=numeric] [Range= 1-3] [Missing=*]
Statistics [NW/ W]	[Valid=1644 /-] [Invalid=546 /-]
Definition	3 strata according to the individuals' migratory status Only available for Africa

Value	Label	Cases	Percentage
1	Return migrant	321	19.5%
2	Partner of a migrant	73	4.4%
3	Other non migrant	1250	76.0%
Sysmiss		546	

Warning: these figures indicate the number of cases found in the data file. They cannot be interpreted as summary statistics of the population of interest.

num_transr: Transfer number

Information	[Type= discrete] [Format=numeric] [Range= 1-4] [Missing=*]
Statistics [NW/ W]	[Valid=611 /-] [Invalid=1579 /-]

Value	Label	Cases	Percentage
1		486	79.5%
2		77	12.6%
3		33	5.4%
4		11	1.8%
5		4	0.7%
Sysmiss		1579	

Warning: these figures indicate the number of cases found in the data file. They cannot be interpreted as summary statistics of the population of interest.

q1: Sex

Information	[Type= discrete] [Format=numeric] [Range= 1-9999] [Missing=*]
Statistics [NW/ W]	[Valid=2190 /-] [Invalid=0 /-]
Literal question	Q1. The respondent is:
Post-question	To begin with, I would like to note the major events and periods of your life on this grid. We will begin at the time of your birth. Later we will look at these periods of life in some more detail.

Value	Label	Cases	Percentage
1	Man	999	45.6%
2	Woman	1191	54.4%

Warning: these figures indicate the number of cases found in the data file. They cannot be interpreted as summary statistics of the population of interest.

File : rdc_qb_transfer

q1a: Year of birth

Information	[Type= discrete] [Format=numeric] [Range= 1932-9999] [Missing=*]
Statistics [NW/ W]	[Valid=2190 /-] [Invalid=0 /-]
Literal question	Q1A. To start with, and to help us to set a time scale, could you tell me in which year you were born (or your age as at last birthday)? Year of birth
Interviewer's instructions	AGEVEN: Locate year of birth in the grid, note 0 in the columns titled "age", and fill in these columns by retracing the age till the current age of the respondent.

Value	Label	Cases	Percentage
1934		2	0.1%
1935		8	0.4%
1936		2	0.1%
1937		11	0.5%
1938		4	0.2%
1939		15	0.7%
1940		9	0.4%
1941		6	0.3%
1942		16	0.7%
1943		6	0.3%
1944		12	0.5%
1945		14	0.6%
1946		16	0.7%
1947		15	0.7%
1948		23	1.1%
1949		24	1.1%
1950		23	1.1%
1951		16	0.7%
1952		34	1.6%
1953		44	2.0%
1954		25	1.1%
1955		34	1.6%
1956		44	2.0%
1957		30	1.4%
1958		55	2.5%
1959		46	2.1%
1960		66	3.0%
1961		29	1.3%
1962		51	2.3%
1963		59	2.7%
1964		50	2.3%
1965		56	2.6%
1966		60	2.7%
1967		52	2.4%
1968		75	3.4%
1969		81	3.7%
1970		75	3.4%

File : rdc_qb_transfer

q1a: Year of birth

Value	Label	Cases	Percentage
1971		58	2.6%
1972		70	3.2%
1973		70	3.2%
1974		97	4.4%
1975		59	2.7%
1976		55	2.5%
1977		62	2.8%
1978		69	3.2%
1979		85	3.9%
1980		69	3.2%
1981		56	2.6%
1982		87	4.0%
1983		63	2.9%
1984		102	4.7%

Warning: these figures indicate the number of cases found in the data file. They cannot be interpreted as summary statistics of the population of interest.

age_survey: Age at survey

Information	[Type= continuous] [Format=numeric] [Range= 25-77] [Missing=*]
Statistics [NW/ W]	[Valid=2190 /-] [Invalid=0 /-] [Mean=41.382 /-] [StdDev=11.624 /-]
Literal question	Q1A. To start with, and to help us to set a time scale, could you tell me in which year you were born (or your age as at last birthday)? Age
Interviewer's instructions	AGEVEN: Locate year of birth in the grid, note 0 in the columns titled "age", and fill in these columns by retracing the age till the current age of the respondent.

q18: Which is the last school year you attended

Information	[Type= discrete] [Format=numeric] [Range= 0-2147483624] [Missing=*]
Statistics [NW/ W]	[Valid=2185 /-] [Invalid=5 /-]
Literal question	Q18. Let's talk about your studies: Which is the last school year you attended?
Post-question	If q18 in 0, 1, 2, 3, 4, 5, 6, 7, 8, 9 => Go to next page
Interviewer's instructions	- If EGO has no formal education: Encircle the code 00 below - If EGO has some formal education: Encircle the corresponding code

Value	Label	Cases	Percentage
0	None	46	2.1%
3	Primary school	2	0.1%
4	Primary school	9	0.4%
5	Primary school	20	0.9%
6	Primary school	22	1.0%
7	Primary school	28	1.3%
8	Primary school	44	2.0%
9	Primary school	112	5.1%
10	Orientation cycle	57	2.6%
11	Orientation cycle	111	5.1%
12	Classics	131	6.0%
13	Classics	195	8.9%

File : rdc_qb_transfer

q18: Which is the last school year you attended

Value	Label	Cases	Percentage
14	Classics	174	8.0%
15	Classics	493	22.6%
16	Superior-Graduat	65	3.0%
17	Superior-Graduat	76	3.5%
18	Superior-Graduat	298	13.6%
19	Superior-Licence	19	0.9%
20	Superior-Licence	208	9.5%
21	DES-DEA	17	0.8%
22	DES-DEA	27	1.2%
23	PhD	3	0.1%
24	PhD	8	0.4%
25	PhD	5	0.2%
26	PhD	1	0.0%
27	PhD	14	0.6%
Sysmiss		5	

Warning: these figures indicate the number of cases found in the data file. They cannot be interpreted as summary statistics of the population of interest.

q1601d: Beginning year of the transfer

Information	[Type= discrete] [Format=numeric] [Range= 1961-2147483624] [Missing=*]
Statistics [NW/ W]	[Valid=611 /-] [Invalid=1579 /-]
Source	MAFE team
Literal question	1601D - 1601F. 1st/2nd/3rd/4th/5th period TR Start year of transfer

Value	Label	Cases	Percentage
1960		1	0.2%
1964		1	0.2%
1970		2	0.3%
1972		2	0.3%
1973		1	0.2%
1974		2	0.3%
1978		1	0.2%
1979		1	0.2%
1980		5	0.8%
1981		3	0.5%
1982		2	0.3%
1983		6	1.0%
1984		4	0.7%
1985		6	1.0%
1986		9	1.5%
1987		2	0.3%
1988		3	0.5%
1989		11	1.8%
1990		9	1.5%
1991		14	2.3%

File : rdc_qb_transfer

q1601d: Beginning year of the transfer

Value	Label	Cases	Percentage
1992		19	3.1%
1993		25	4.1%
1994		12	2.0%
1995		12	2.0%
1996		13	2.1%
1997		12	2.0%
1998		23	3.8%
1999		21	3.4%
2000		37	6.1%
2001		28	4.6%
2002		31	5.1%
2003		42	6.9%
2004		39	6.4%
2005		50	8.2%
2006		44	7.2%
2007		57	9.3%
2008		36	5.9%
2009		25	4.1%
Sysmiss		1579	

Warning: these figures indicate the number of cases found in the data file. They cannot be interpreted as summary statistics of the population of interest.

q1601f: Ending year of the transfer

Information	[Type= discrete] [Format=numeric] [Range= 1964-2147483624] [Missing=*]
Statistics [NW/ W]	[Valid=298 /-] [Invalid=1892 /-]
Source	MAFE team
Literal question	1601D - 1601F. 1st/2nd/3rd/4th/5th period TR End year of transfer
Interviewer's instructions	Cross out if ongoing

Value	Label	Cases	Percentage
1962		1	0.3%
1968		1	0.3%
1970		1	0.3%
1973		1	0.3%
1974		1	0.3%
1977		2	0.7%
1981		1	0.3%
1982		2	0.7%
1983		1	0.3%
1984		1	0.3%
1985		1	0.3%
1986		3	1.0%
1987		6	2.0%
1988		1	0.3%
1989		2	0.7%

File : rdc_qb_transfer

q1601f: Ending year of the transfer

Value	Label	Cases	Percentage
1990		2	0.7%
1991		2	0.7%
1992		4	1.3%
1993		4	1.3%
1994		6	2.0%
1995		8	2.7%
1996		10	3.4%
1997		5	1.7%
1998		9	3.0%
1999		7	2.3%
2000		5	1.7%
2001		11	3.7%
2002		16	5.4%
2003		15	5.0%
2004		21	7.0%
2005		32	10.7%
2006		22	7.4%
2007		36	12.1%
2008		32	10.7%
2009		26	8.7%
Sysmiss		1892	

Warning: these figures indicate the number of cases found in the data file. They cannot be interpreted as summary statistics of the population of interest.

q1601p1: Destination country of transfer 1

Information	[Type= discrete] [Format=numeric] [Range= 96000-2147483624] [Missing=*]
Statistics [NW/ W]	[Valid=593 /-] [Invalid=1597 /-]
Source	MAFE team
Literal question	1601P. Destination countries of transfers Country 1
Interviewer's instructions	Note in plain text all countries

Value	Label	Cases	Percentage
96000	FRANCE	14	2.4%
99131	BELGIUM	12	2.0%
99132	UNITED KINGDOM	3	0.5%
99135	NETHERLANDS	1	0.2%
99140	SWITZERLAND	1	0.2%
99201	SAUDI ARABIA	2	0.3%
99208	TURKEY	1	0.2%
99216	CHINA	3	0.5%
99303	SOUTH AFRICA	7	1.2%
99312	CONGO (DEMOCRATIC REPUBLIC)	500	84.3%
99321	BURUNDI	2	0.3%
99323	CENTRAL AFRICAN REPUBLIC	1	0.2%
99324	CONGO	14	2.4%

File : rdc_qb_transfer

q1601p1: Destination country of transfer 1

Value	Label	Cases	Percentage
99327	BENIN	3	0.5%
99329	GHANA	1	0.2%
99338	NIGERIA	2	0.3%
99340	RWANDA	3	0.5%
99341	SENEGAL	2	0.3%
99345	TOGO	2	0.3%
99346	ZAMBIA	1	0.2%
99347	BOTSWANA	1	0.2%
99350	MOROCCO	1	0.2%
99395	ANGOLA	10	1.7%
99404	UNITED STATES	6	1.0%
Sysmiss		1597	

Warning: these figures indicate the number of cases found in the data file. They cannot be interpreted as summary statistics of the population of interest.

nom_transr: Number of transfers

Information	[Type= continuous] [Format=numeric] [Range= 1-5] [Missing=*]
Statistics [NW/ W]	[Valid=611 /-] [Invalid=1579 /-] [Mean=1.622 /-] [StdDev=1.054 /-]
Definition	Total number of transfers done by Ego
Source	MAFE team
Notes	Created variable

flag_age: Less than 25 years and more than 75 years

Information	[Type= discrete] [Format=numeric] [Range= 0-1] [Missing=*]
Statistics [NW/ W]	[Valid=2190 /-] [Invalid=0 /-]
Definition	The migrant is younger than 25 or older than 75 at the time of the survey.
Notes	These individuals have ages very close to the thresholds 25-75.

Value	Label	Cases	Percentage
0	No	2190	100.0%
1	Yes	0	

Warning: these figures indicate the number of cases found in the data file. They cannot be interpreted as summary statistics of the population of interest.

flag_arrival: First migration in Europe before 18

Information	[Type= discrete] [Format=numeric] [Range= 0-1] [Missing=*]
Statistics [NW/ W]	[Valid=875 /-] [Invalid=1315 /-]
Definition	The migrant (current or returnee) arrived in Europe the 1st time before 18.

Value	Label	Cases	Percentage
0	No	862	98.5%
1	Yes	13	1.5%
Sysmiss		1315	

Warning: these figures indicate the number of cases found in the data file. They cannot be interpreted as summary statistics of the population of interest.

weight_eur: Weighting normalized on the 3 european countries

Information	[Type= continuous] [Format=numeric] [Range= 0.123741947114468-2.92577934265137] [Missing=*]
Statistics [NW/ W]	[Valid=524 /-] [Invalid=1666 /-]

File : rdc_qb_transfer

weight_eur: Weighting normalized on the 3 european countries

Definition	Use when working on the European countries pooled together (for example, the Senegalese population sampled in France, Italy and Spain). It should not be used if the analyses include individuals surveyed in Africa.
-------------------	---

weight_all: Weighting normalized on the 4 countries

Information	[Type= continuous] [Format=numeric] [Range= 0.043433666229248-7.21617412567139] [Missing=*]
--------------------	---

Statistics [NW/ W]	[Valid=2190 /-] [Invalid=0 /-]
---------------------------	--------------------------------

Definition	Use when working on all countries of the MAFE survey (for example, Senegalese population from Senegalese, French, Italian and Spanish samples).
-------------------	---

weight_etry: Weighting normalized by country

Information	[Type= continuous] [Format=numeric] [Range= 0.054081816226244-5.26600313186646] [Missing=*]
--------------------	---

Statistics [NW/ W]	[Valid=2190 /-] [Invalid=0 /-]
---------------------------	--------------------------------

Definition	Use when working on a single country (for example, the Senegalese population sampled only in Senegal, or in any single European country).
-------------------	---

File : rdc_qb_association

ident: Biographic individual identifier

Information	[Type= discrete] [Format=character] [Missing=*]
Statistics [NW/ W]	[Valid=2080 /-] [Invalid=0 /-]
Definition	Individual identifiant = 1st letter of country + n° of questionnaire compost

id_country: Country of the survey

Information	[Type= discrete] [Format=character] [Missing=*]
Statistics [NW/ W]	[Valid=2080 /-] [Invalid=0 /-]
Definition	Country where the data was collected: - B = Belgium - C = DR Congo - U = United Kingdom

Value	Label	Cases	Percentage
B		293	14.1%
C		1638	78.8%
U		149	7.2%

Warning: these figures indicate the number of cases found in the data file. They cannot be interpreted as summary statistics of the population of interest.

n_menage: ID of the HH

Information	[Type= continuous] [Format=numeric] [Range= 3-2011] [Missing=*]
Statistics [NW/ W]	[Valid=1638 /-] [Invalid=442 /-]
Definition	Household ID Only available for Africa

n_indiv: ID of the individual in the HH

Information	[Type= continuous] [Format=numeric] [Range= 0-101] [Missing=*]
Statistics [NW/ W]	[Valid=1638 /-] [Invalid=442 /-]
Definition	ID of each individual within her/his household Only available for Africa

num_dr: DR number

Information	[Type= continuous] [Format=numeric] [Range= 1-58] [Missing=*]
Statistics [NW/ W]	[Valid=1638 /-] [Invalid=442 /-]
Definition	Survey area ID Only available for Africa

strata_area: Strata - DR level

Information	[Type= discrete] [Format=numeric] [Range= 1-10] [Missing=*]
Statistics [NW/ W]	[Valid=1616 /-] [Invalid=464 /-]
Definition	Migration prevalence in each survey area, as reported by knowledgeable persons Only available for Africa

Value	Label	Cases	Percentage
1	High level of migration	969	60.0%
2	Medium level of migration	296	18.3%
3	Low level of migration	351	21.7%
Sysmiss		464	

Warning: these figures indicate the number of cases found in the data file. They cannot be interpreted as summary statistics of the population of interest.

File : rdc_qb_association

strata_hh: Strata - household level

Information [Type= discrete] [Format=numeric] [Range= 0-2] [Missing=*]

Statistics [NW/ W] [Valid=1616 /-] [Invalid=464 /-]

Definition Stratification by household migrant status according to the screening survey
Only available for Africa

Value	Label	Cases	Percentage
0	HH with no migrant	791	48.9%
1	HH with returnee(s)	492	30.4%
2	HH with current migrant(s)	333	20.6%
Sysmiss		464	

Warning: these figures indicate the number of cases found in the data file. They cannot be interpreted as summary statistics of the population of interest.

strata_ind: Strata - individual level

Information [Type= discrete] [Format=numeric] [Range= 1-3] [Missing=*]

Statistics [NW/ W] [Valid=1616 /-] [Invalid=464 /-]

Definition 3 strata according to the individuals' migratory status
Only available for Africa

Value	Label	Cases	Percentage
1	Return migrant	300	18.6%
2	Partner of a migrant	73	4.5%
3	Other non migrant	1243	76.9%
Sysmiss		464	

Warning: these figures indicate the number of cases found in the data file. They cannot be interpreted as summary statistics of the population of interest.

num_coti: Contribution number

Information [Type= discrete] [Format=numeric] [Range= 1-3] [Missing=*]

Statistics [NW/ W] [Valid=125 /-] [Invalid=1955 /-]

Value	Label	Cases	Percentage
1		111	88.8%
2		10	8.0%
3		4	3.2%
Sysmiss		1955	

Warning: these figures indicate the number of cases found in the data file. They cannot be interpreted as summary statistics of the population of interest.

q1: Sex

Information [Type= discrete] [Format=numeric] [Range= 1-9999] [Missing=*]

Statistics [NW/ W] [Valid=2080 /-] [Invalid=0 /-]

Literal question Q1. The respondent is:

Post-question To begin with, I would like to note the major events and periods of your life on this grid. We will begin at the time of your birth. Later we will look at these periods of life in some more detail.

Value	Label	Cases	Percentage
1	Man	920	44.2%
2	Woman	1160	55.8%

Warning: these figures indicate the number of cases found in the data file. They cannot be interpreted as summary statistics of the population of interest.

q1a: Year of birth

Information [Type= discrete] [Format=numeric] [Range= 1932-9999] [Missing=*]

File : rdc_qb_association

q1a: Year of birth

Statistics [NW/ W] [Valid=2080 /-] [Invalid=0 /-]

Literal question
Q1A. To start with, and to help us to set a time scale, could you tell me in which year you were born (or your age as at last birthday)?
Year of birth

Interviewer's instructions
AGEVEN: Locate year of birth in the grid, note 0 in the columns titled "age", and fill in these columns by retracing the age till the current age of the respondent.

Value	Label	Cases	Percentage
1934		2	0.1%
1935		6	0.3%
1936		2	0.1%
1937		11	0.5%
1938		4	0.2%
1939		13	0.6%
1940		8	0.4%
1941		6	0.3%
1942		14	0.7%
1943		6	0.3%
1944		12	0.6%
1945		14	0.7%
1946		16	0.8%
1947		15	0.7%
1948		23	1.1%
1949		18	0.9%
1950		23	1.1%
1951		17	0.8%
1952		29	1.4%
1953		34	1.6%
1954		25	1.2%
1955		34	1.6%
1956		40	1.9%
1957		27	1.3%
1958		52	2.5%
1959		38	1.8%
1960		60	2.9%
1961		29	1.4%
1962		47	2.3%
1963		53	2.5%
1964		48	2.3%
1965		48	2.3%
1966		56	2.7%
1967		51	2.5%
1968		75	3.6%
1969		77	3.7%
1970		67	3.2%
1971		58	2.8%

File : rdc_qb_association

q1a: Year of birth

Value	Label	Cases	Percentage
1972		62	3.0%
1973		70	3.4%
1974		94	4.5%
1975		58	2.8%
1976		53	2.5%
1977		60	2.9%
1978		69	3.3%
1979		84	4.0%
1980		68	3.3%
1981		56	2.7%
1982		86	4.1%
1983		62	3.0%
1984		100	4.8%

Warning: these figures indicate the number of cases found in the data file. They cannot be interpreted as summary statistics of the population of interest.

age_survey: Age at survey

Information	[Type= continuous] [Format=numeric] [Range= 25-77] [Missing=*]
Statistics [NW/ W]	[Valid=2080 /-] [Invalid=0 /-] [Mean=41.084 /-] [StdDev=11.609 /-]
Literal question	Q1A. To start with, and to help us to set a time scale, could you tell me in which year you were born (or your age as at last birthday)? Age
Interviewer's instructions	AGEVEN: Locate year of birth in the grid, note 0 in the columns titled "age", and fill in these columns by retracing the age till the current age of the respondent.

q18: Which is the last school year you attended

Information	[Type= discrete] [Format=numeric] [Range= 0-2147483624] [Missing=*]
Statistics [NW/ W]	[Valid=2075 /-] [Invalid=5 /-]
Literal question	Q18. Let's talk about your studies: Which is the last school year you attended?
Post-question	If q18 in 0, 1, 2, 3, 4, 5, 6, 7, 8, 9 => Go to next page
Interviewer's instructions	- If EGO has no formal education: Encircle the code 00 below - If EGO has some formal education: Encircle the corresponding code

Value	Label	Cases	Percentage
0	None	41	2.0%
3	Primary school	2	0.1%
4	Primary school	9	0.4%
5	Primary school	20	1.0%
6	Primary school	22	1.1%
7	Primary school	28	1.3%
8	Primary school	44	2.1%
9	Primary school	102	4.9%
10	Orientation cycle	57	2.7%
11	Orientation cycle	111	5.3%
12	Classics	131	6.3%
13	Classics	193	9.3%
14	Classics	166	8.0%

File : rdc_qb_association

q18: Which is the last school year you attended

Value	Label	Cases	Percentage
15	Classics	461	22.2%
16	Superior-Graduat	63	3.0%
17	Superior-Graduat	75	3.6%
18	Superior-Graduat	286	13.8%
19	Superior-Licence	19	0.9%
20	Superior-Licence	186	9.0%
21	DES-DEA	14	0.7%
22	DES-DEA	23	1.1%
23	PhD	1	0.0%
24	PhD	5	0.2%
25	PhD	3	0.1%
26	PhD	1	0.0%
27	PhD	12	0.6%
Sysmiss		5	

Warning: these figures indicate the number of cases found in the data file. They cannot be interpreted as summary statistics of the population of interest.

q1701d: Start year of the contribution

Information	[Type= discrete] [Format=numeric] [Range= 1971-9999] [Missing=*]
Statistics [NW/ W]	[Valid=125 /-] [Invalid=1955 /-]
Source	MAFE team
Literal question	1701D - 1701F. 1st/2nd/3rd/4th/5th Contribution Start year of contribution payments

Value	Label	Cases	Percentage
1973		1	0.8%
1980		1	0.8%
1987		1	0.8%
1988		3	2.4%
1989		2	1.6%
1991		1	0.8%
1992		1	0.8%
1993		4	3.2%
1994		3	2.4%
1995		3	2.4%
1997		2	1.6%
1998		3	2.4%
1999		1	0.8%
2000		9	7.2%
2001		7	5.6%
2002		10	8.0%
2003		5	4.0%
2004		8	6.4%
2005		15	12.0%
2006		7	5.6%
2007		14	11.2%

File : rdc_qb_association

q1701d: Start year of the contribution

Value	Label	Cases	Percentage
2008		16	12.8%
2009		8	6.4%
Sysmiss		1955	

Warning: these figures indicate the number of cases found in the data file. They cannot be interpreted as summary statistics of the population of interest.

q1701f: Ending year of the contribution

Information	[Type= discrete] [Format=numeric] [Range= 1980-9999] [Missing=*]
Statistics [NW/ W]	[Valid=45 /-] [Invalid=2035 /-]
Source	MAFE team
Literal question	1701D - 1701F. 1st/2nd/3rd/4th/5th Contribution End year of contribution payments
Interviewer's instructions	Cross out if ongoing

Value	Label	Cases	Percentage
1974		1	2.2%
1994		1	2.2%
1998		1	2.2%
1999		3	6.7%
2000		2	4.4%
2001		1	2.2%
2002		3	6.7%
2003		2	4.4%
2004		2	4.4%
2005		4	8.9%
2006		7	15.6%
2007		5	11.1%
2008		10	22.2%
2009		3	6.7%
Sysmiss		2035	

Warning: these figures indicate the number of cases found in the data file. They cannot be interpreted as summary statistics of the population of interest.

flag_age: Less than 25 years and more than 75 years

Information	[Type= discrete] [Format=numeric] [Range= 0-1] [Missing=*]
Statistics [NW/ W]	[Valid=2080 /-] [Invalid=0 /-]
Definition	The migrant is younger than 25 or older than 75 at the time of the survey.
Notes	These individuals have ages very close to the thresholds 25-75.

Value	Label	Cases	Percentage
0	No	2080	100.0%
1	Yes	0	

Warning: these figures indicate the number of cases found in the data file. They cannot be interpreted as summary statistics of the population of interest.

flag_arrival: First migration in Europe before 18

Information	[Type= discrete] [Format=numeric] [Range= 0-1] [Missing=*]
Statistics [NW/ W]	[Valid=772 /-] [Invalid=1308 /-]
Definition	The migrant (current or returnee) arrived in Europe the 1st time before 18.

File : rdc_qb_association

flag_arrival: First migration in Europe before 18

Value	Label	Cases	Percentage
0	No	759	98.3%
1	Yes	13	1.7%
Sysmiss		1308	

Warning: these figures indicate the number of cases found in the data file. They cannot be interpreted as summary statistics of the population of interest.

weight_eur: Weighting normalized on the 3 european countries

Information	[Type= continuous] [Format=numeric] [Range= 0.123741947114468-2.92577934265137] [Missing=*]
Statistics [NW/ W]	[Valid=442 /-] [Invalid=1638 /-]
Definition	Use when working on the European countries pooled together (for example, the Senegalese population sampled in France, Italy and Spain). It should not be used if the analyses include individuals surveyed in Africa.

weight_all: Weighting normalized on the 4 countries

Information	[Type= continuous] [Format=numeric] [Range= 0.043433666229248-7.21617412567139] [Missing=*]
Statistics [NW/ W]	[Valid=2080 /-] [Invalid=0 /-]
Definition	Use when working on all countries of the MAFE survey (for example, Senegalese population from Senegalese, French, Italian and Spanish samples).

weight_ctry: Weighting normalized by country

Information	[Type= continuous] [Format=numeric] [Range= 0.054081816226244-5.26600313186646] [Missing=*]
Statistics [NW/ W]	[Valid=2080 /-] [Invalid=0 /-]
Definition	Use when working on a single country (for example, the Senegalese population sampled only in Senegal, or in any single European country).